

Illustration Title:AXLE ASSEMBLY

Model Number:5600

Serial Number:A00211001 & Above, A00311001 & Above

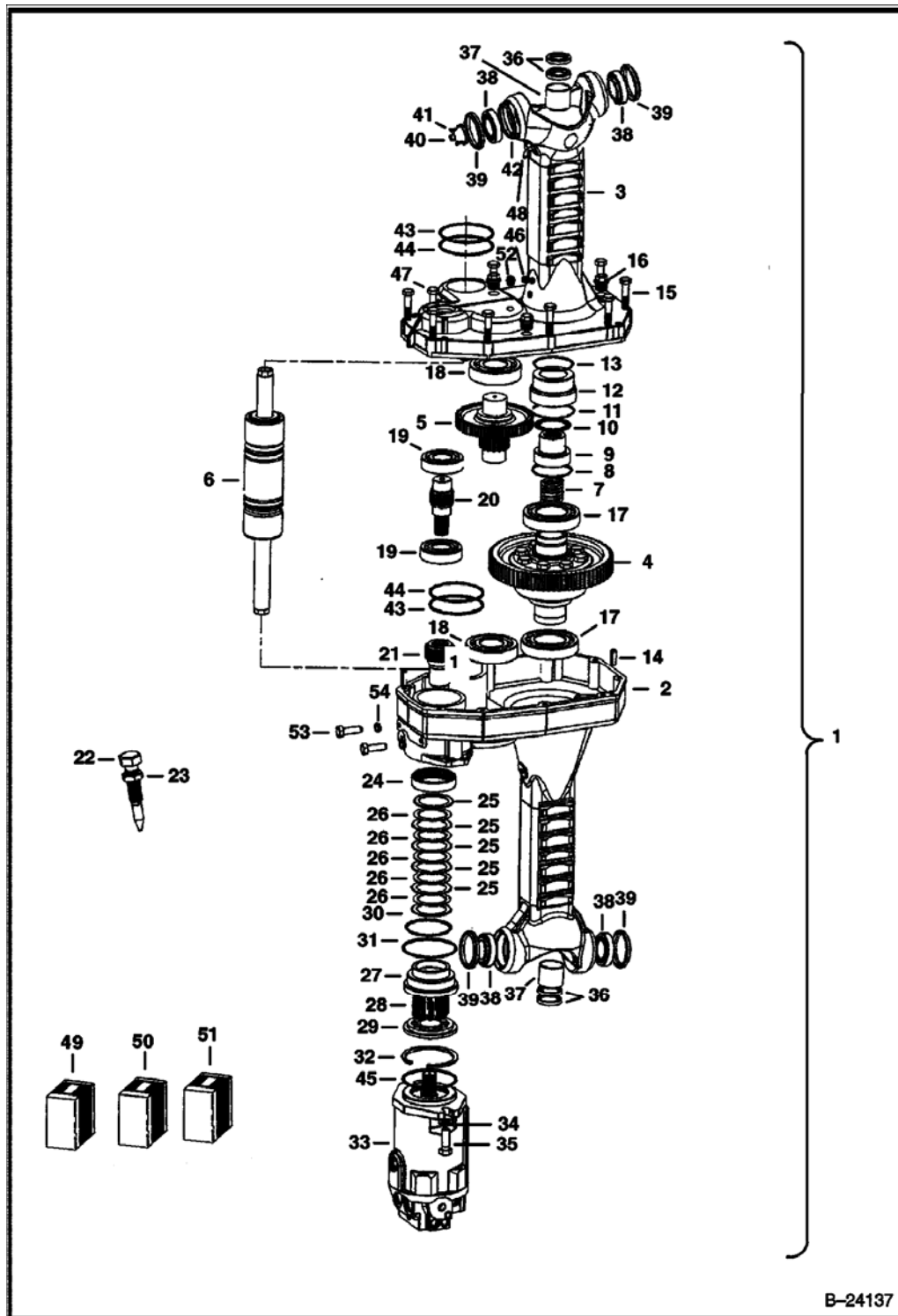



















































Illustration Title:AXLE ASSEMBLY**Model Number:**5600**Serial Number:**A00211001 & Above, A00311001 & Above

|  | eNote | Ref. | Part Number | Qty | Description | Serial No |
|---|-------|------|-------------|-----|---|-----------|
|  | | 1 | 6678762 | 1 | AXLE Ref. 2-48 | |
|  | | 2 | 6682080 | 1 | HOUSING R.H. | |
|  | | 3 | 6682081 | 1 | HOUSING L.H. | |
|  | | 4 | 6682082 | 1 | GEAR ASSY | |
|  | | 5 | 6682083 | 1 | AXLE | |
|  | | 6 | 6682084 | 1 | CYLINDER See Illustration AXLE ASSEMBLY/ MS2381 | |
|  | | 7 | 6682085 | 1 | SPRING | |
|  | | 8 | 6682086 | 1 | RING retaining | |
|  | | 9 | 6682087 | 1 | COUPLER clutch | |
|  | | 10 | 6682088 | 1 | NEEDLE CAGE | |
|  | | 11 | 6682089 | 1 | O-RING | |
|  | | 12 | 6682090 | 1 | ROD | |
|  | | 13 | 6682091 | 1 | O-RING | |
|  | | 14 | 6682092 | 4 | PIN | |
|  | | 15 | 6682093 | 9 | SCREW | |
|  | | 16 | 6682094 | 3 | PLUG | |
|  | | 17 | 6682095 | 2 | BALL BEARING | |
|  | | 18 | 6682096 | 2 | BALL BEARING | |
|  | | 19 | 6682097 | 2 | BALL BEARING | |
|  | | 20 | 6682098 | 1 | SHAFT | |
|  | | 21 | 6682099 | 1 | COUPLER clutch | |
|  | | 22 | 6682100 | 2 | SCREW Use for towing | |
|  | | 23 | 6682101 | 2 | NUT | |
|  | | 24 | 6682102 | 1 | RING GEAR | |
|  | | 25 | 6682103 | 4 | DISK sintered | |
|  | | 26 | 6682104 | 3 | DISK steel | |
|  | | 27 | 6682105 | 1 | PISTON brake | |
|  | | 28 | 6682106 | 12 | SPRING brake | |
|  | | 29 | 6682107 | 1 | COVER spring | |
|  | | 30 | 6682108 | 1 | O-RING | |
|  | | 31 | 6682109 | 1 | O-RING | |

| | | | | | | |
|---|--|----|---------|---|--|--|
|  | | 32 | 6682110 | 1 | RING retaining | |
|  | | 33 | | 1 | DRIVE MOTOR See Illustration DRIVE MOTOR/ B21569 | |
|  | | 34 | 6682111 | 2 | WASHER | |
|  | | 35 | 6682112 | 2 | SCREW | |
|  | | 36 | 6682116 | 4 | SEAL | |
|  | | 37 | 6682117 | 2 | BUSHING | |
|  | | 38 | 6682118 | 4 | BEARING roller - W/ race | |
|  | | 39 | 6682119 | 4 | RING scraper | |
|  | | 40 | 6682341 | 1 | WHEEL SENSOR steering - wheel position | |
|  | | 41 | 6682120 | 2 | SCREW | |
|  | | 42 | 6682121 | 1 | RING nylon | |
|  | | 43 | | 1 | O-RING NSS - Order 6682148 Seal Kit | |
|  | | 44 | | 1 | O-RING NSS - Order 6682148 Seal Kit | |
|  | | 45 | 6682128 | 1 | O-RING | |
|  | | 46 | 6682129 | 1 | PLUG | |
|  | | 47 | 6682131 | 1 | SCREW | |
|  | | 48 | 6682136 | 1 | FITTING | |
|  | | 49 | 6682139 | 1 | KIT box - Ref. 2, 24 | |
|  | | 50 | 6682140 | 1 | KIT See Illustration AXLE ASSEMBLY/ MS2421 See Illustration AXLE ASSEMBLY/ B24138 SEAL - REF. 11, 13, 30, 31, 36, 39, & 45, REF. 11 AND REF. 2 & 5 | |
|  | | 51 | 6682141 | 1 | KIT brake - Ref. 25, 26, 28, 30 & 31 | |
|  | | 52 | 6682132 | 1 | PLUG vent | |
|  | | 53 | 1CM1220 | 2 | BOLT | |
|  | | 54 | 6686189 | 2 | NUT | |