

0CNP6-M04380EN

Corresponding table of the machine and engine

Machine		Engine
Model	Spec.	Model
YT347Y,EU	without cabin	4TNV88C-KRN
	with cabin	4TNV88C-KRNQ
YT359Y,EU	without cabin	4TNV98C-XNRA
	with cabin	4TNV98C-XNRAQ

Contents

0CNP6-M04380

Fig. No. Fig. Name

ENGINE CONTROL

1. ENGINE RELATED
2. RADIATOR
3. RADIATOR
4. RADIATOR(CABIN)
5. RADIATOR(CABIN)
6. ACCEL LEVER
7. ACCEL LEVER(CABIN)
8. FOOT ACCEL
9. EXHAUST PIPE
10. EXHAUST PIPE
11. FUEL TANK
12. TANK BRACKET
13. TANK BRACKET
14. TANK BRACKET(CABIN)
15. TANK BRACKET(CABIN)
16. FUEL PUMP
17. FUEL COOLER
18. FUEL COOLER(CABIN)
19. FUEL HOSE
20. FUEL HOSE
21. ENGINE COVER
22. ENGINE COVER
23. ENGINE COVER(CABIN)
24. ENGINE COVER(CABIN)

Fig. No. Fig. Name

25. AIR CLEANER
26. AIR CLEANER
27. ENGINE MOUNT
28. ENGINE MOUNT
29. ENGINE MOUNT(TRANSMISSION)
30. ENGINE MOUNT(TRANSMISSION)

FRONT AXLE

31. FRONT CHASSIS
32. FRONT CHASSIS
33. REAR CHASSIS
34. CENTER PIN SUPPORT
35. BREATHER
36. TIE ROD
37. RING GEAR
38. DIFFERENTIAL GEAR
39. PROPELLER SHAFT
40. PROPELLER SHAFT
41. FRONT SHAFT(1)
42. FRONT AXLE CASE
43. FRONT GEAR CASE
44. FRONT SHAFT(2)
45. STOPPER
46. FRONT SPINDLE
47. PROPELLER SHAFT COVER

Contents

OCNP6-M04380

Fig. No. Fig. Name

- 48. PROPELLER SHAFT COVER
- 49. FRONT WHEEL TIRE(8-16)
- 50. FRONT WHEEL TIRE(27X10.5-15)
- 51. FRONT WHEEL TIRE(10-16.5)
- 52. HUB BOLT
- 53. FRONT GEAR BOX
- 54. STEERING COLUMN
- 55. STEERING COLUMN
- 56. STEERING COLUMN(CABIN)
- 57. STEERING SHAFT(CABIN)
- 58. STEERING WHEEL
- 59. COLUMN STAY
- 60. P.S.T. CYLINDER
- 61. P.S.T. VALVE
- 62. P.S.T. VALVE(CABIN)
- 63. P.S.T. HOSE
- 64. P.S.T. HOSE(CABIN)

TRANSMISSION

- 65. DAMPER DISC
- 66. FLYWHEEL COVER
- 67. FLYWHEEL COVER
- 68. DAMPER SHAFT
- 69. DAMPER SHAFT
- 70. DRIVE SHAFT

Fig. No. Fig. Name

- 71. REVERSER SHAFT
- 72. REVERSER SHAFT
- 73. REVERSER IDLE SHAFT
- 74. P.T.O. CLUTCH
- 75. P.T.O. CLUTCH
- 76. TRANSMISSION CASE
- 77. FRONT COVER
- 78. CENTER HOUSING
- 79. VALVE(I-H.M.T.)
- 80. REAR COVER
- 81. P.T.O. VALVE
- 82. INPUT SHAFT
- 83. INPUT SHAFT
- 84. OUTPUT SHAFT
- 85. COUNTER SHAFT
- 86. COUNTER SHAFT
- 87. P.T.O. DRIVE SHAFT
- 88. P.T.O. DRIVEN SHAFT
- 89. P.T.O. SHAFT
- 90. P.T.O. REDUCTION SHAFT
- 91. SUB SHIFT
- 92. P.T.O. SHIFT
- 93. 4WD DRIVE
- 94. IDLE DRIVE
- 95. FRONT DRIVE

Contents

0CNP6-M04380

Fig. No. Fig. Name

96. 4WD SHIFT

97. I-H.M.T.

98. I-H.M.T. MOUNT

99. PUMP DRIVE

100. PUMP DRIVE

REAR AXLE

101. DIFFERENTIAL GEAR

102. DIFFERENTIAL CARRIER

103. REAR AXLE HOUSING

104. DIFFERENTIAL LOCK

105. DIFFERENTIAL LOCK PEDAL

106. FINAL GEAR

107. REAR AXLE SHAFT

108. REAR WHEEL TIRE(14.9-24)

109. REAR WHEEL TIRE(44X18-20)

110. REAR WHEEL TIRE(17.5L-24)

111. REAR WHEEL TIRE(12.4-28L)

112. HUB BOLT

113. BRAKE

114. PEDAL

115. LINK(CONNECT RELEASE)

116. BRAKE LINK

117. BRAKE ROD

118. PARKING BRAKE

Fig. No. Fig. Name

119. PARKING BRAKE WIRE

HYDRAULIC CONTROL

120. HYDRAULIC PUMP

121. HYDRAULIC LIFT CASE

122. LIFTING CYLINDER

123. BRACKET(LIFTING CYLINDER)

124. LIFT CRANK

125. CONTROL VALVE

126. RELIEF VALVE

127. STOP VALVE

128. STOP VALVE CONTROL

129. SAFETY VALVE

130. LOADER VALVE

131. S.C.V.

132. VALVE COVER

133. TOP LINK HINGE

134. HYDRAULIC CONTROL

135. HYDRAULIC HOSE

136. HYDRAULIC HOSE(CABIN)

137. LUB. OIL PIPE

138. HOSE CLAMP

139. HYDRAULIC FILTER

140. CYLINDER HOSE

141. LOADER HOSE

Contents

OCNP6-M04380

Fig. No. Fig. Name

- 142. BREATHER HOSE
- 143. BREATHER HOSE CLAMP
- 144. PIPE(SUCTION)
- 145. PIPE(I-H.M.T.)
- 146. OIL COOLER
- 147. OIL COOLER(CABIN)
- 148. OIL COOLER PIPE
- 149. OIL COOLER PIPE

ELECTRICAL PARTS

- 150. CONTROLLER(H.M.T.)
- 151. CONTROLLER(DRAFT)
- 152. WIRE HARNESS(STARTER)
- 153. WIRE HARNESS(STARTER)
- 154. WIRE HARNESS(ENGINE)
- 155. WIRE HARNESS(ENGINE)(CABIN)
- 156. WIRE HARNESS(TRANSMISSION)
- 157. WIRE HARNESS(FLOOR)
- 158. WIRE HARNESS(FLOOR)(CABIN)
- 159. BATTERY
- 160. BATTERY
- 161. BATTERY CLAMP
- 162. WIRE HARNESS(CABIN)
- 163. CAP(SWITCH)
- 164. SWITCH(VEHICLE)

Fig. No. Fig. Name

- 165. SWITCH(FLOOR)
- 166. SWITCH(CABIN)
- 167. SWITCH(STARTER)
- 168. SWITCH(STARTER)(CABIN)
- 169. HEAD LAMP
- 170. LICENCE
- 171. LAMP(FLOOR)(FRONT)
- 172. LAMP(FLOOR)(FRONT)(CABIN)
- 173. LAMP(FLOOR)(REAR)
- 174. LAMP(FLOOR)(REAR)(CABIN)
- 175. REFLECTOR
- 176. REFLECTOR(CABIN)
- 177. LAMP(PARKING BRAKE)
- 178. SENSOR(TRANSMISSION)(1)
- 179. SENSOR(TRANSMISSION)(2)
- 180. SENSOR(FLOOR)
- 181. METER
- 182. HORN
- 183. BACK BUZZER
- 184. BRACKET(LICENCE)
- 185. BRACKET(LICENCE)(CABIN)

FITTINGS

- 186. FRONT FRAME
- 187. REAR FRAME

Contents

OCNP6-M04380

Fig. No. Fig. Name

188. REAR FRAME
189. BONNET
190. BONNET
191. CAP(DASHBOARD)
192. REAR COVER
193. REAR COVER(CABIN)
194. SIDE COVER
195. SIDE COVER
196. DASHBOARD(UPPER)
197. DASHBOARD(UPPER)(CABIN)
198. DASHBOARD(LOWER)
199. COLUMN COVER(FRONT)
200. COLUMN COVER(REAR)
201. FENDER
202. OVER FENDER(CABIN)
203. LEVER GUIDE(LEFT)
204. PROTECTOR
205. PROTECTOR(CABIN)
206. LEVER GUIDE(RIGHT)
207. FLOOR MAT
208. FLOOR MAT(CABIN)
209. FLOOR
210. FLOOR
211. SUB STEP(LEFT)
212. SUB STEP(RIGHT)

Fig. No. Fig. Name

213. SUB STEP(RIGHT)(CABIN)
214. DUST COVER
215. CABIN MOUNT(CABIN)
216. SIDE GUARD
217. DUST GUARD
218. SIDE GUARD(CABIN)
219. FLOOR BRACKET
220. DRIVER SEAT
221. DRIVER SEAT(CABIN)
222. REARVIEW MIRROR
223. ASSIST GRIP
224. SEAL(DUST COVER)
225. SEAL(AIRCUT)
226. SEAL(1)(CABIN)
227. SEAL(2)(CABIN)
228. SEAL(3)(CABIN)
229. SEAL(4)(CABIN)

LABEL

230. LABEL(1)
231. LABEL(1)
232. LABEL(2)
233. LABEL(2)(CABIN)
234. LABEL(3)
235. LABEL(3)(CABIN)

Contents

0CNP6-M04380

Fig. No. Fig. Name

236. LABEL(SAFETY)(1)

237. LABEL(SAFETY)(2)

238. LABEL(SAFETY)(2)(CABIN)

CONTROL

239. BONNET LOCK

240. REVERSER LEVER

241. LEVER(LEFT)

242. SUB SHIFT LINK

243. 4WD LINK

244. P.T.O. LINK

245. POSITION LEVER BOLT

246. POSITION LEVER

247. POSITION LEVER STOPPER

248. LOADER LEVER

249. S.C.V. LEVER(2 STATIONS)

250. S.C.V. LEVER LINK(2 STATIONS)

251. REAR GUARD BRACKET

HITCH

252. TOP LINK

253. TOP LINK HOOK

254. LIFT LINK(LEFT)

255. LIFT LINK(RIGHT)

256. LOWER LINK

Fig. No. Fig. Name

257. LOWER LINK PIN

258. CHECK CHAIN BRACKET

SAFETY FRAME

259. SAFETY FRAME(UPPER)

260. SAFETY FRAME(LOWER)(1)

261. SAFETY FRAME(LOWER)(2)

CABIN

262. CABIN FRAME

263. DOOR

264. ASSIST GRIP

265. FRONT WINDOW

266. SIDE WINDOW

267. REAR WINDOW

268. INTERIORS

269. CASE(ACCESSORY)

270. ROOF

271. REARVIEW MIRROR

272. AUDIO

273. FRONT WIPER

274. WASHER TANK(1)

275. WASHER TANK(2)

276. AIR CONDITIONER(1)

277. AIR CONDITIONER(2)

Contents

OCNP6-M04380

Fig. No. Fig. Name

- 278. AIR CONDITIONER(2)
- 279. AIR CONDITIONER(3)
- 280. AIR CONDITIONER(4)
- 281. AIR CONDITIONER(4)
- 282. AIR CONDITIONER DUCT

ACCESSORIES

- 283. DOCUMENT

OPTIONAL

- 284. FRONT WEIGHT
- 285. BRACKET(FRONT WEIGHT)
- 286. FRONT HITCH
- 287. P.T.O. SHAFT GUARD
- 288. COUPLER(S.C.V.)
- 289. WORK LAMP(FRONT)(CABIN)
- 290. WORK LAMP(FRONT)(LED)(CABIN)
- 291. WORK LAMP(REAR)(CABIN)
- 292. WORK LAMP(REAR)(LED)(CABIN)
- 293. DRAWBAR HITCH
- 294. HITCH BOLT(DRAWBAR BRACKET & LADDER HITCH)
- 295. HITCH BOLT(DRAWBAR BRACKET)
- 296. HITCH BOLT(LADDER HITCH)
- 297. LADDER HITCH
- 298. ADAPTER(LADDER HITCH)(1)

Fig. No. Fig. Name

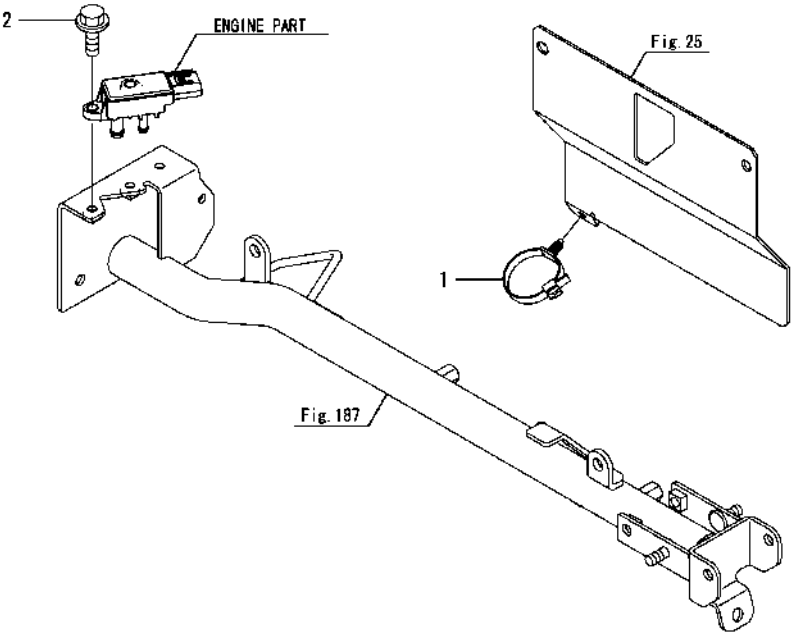
- 299. ADAPTER(LADDER HITCH)(2)
- 300. ADAPTER(LADDER HITCH)(3)
- 301. ADAPTER(LADDER HITCH)(4)
- 302. ADAPTER(LADDER HITCH)(5)
- 303. ADAPTER(LADDER HITCH)(6)
- 304. ADAPTER(LADDER HITCH)(7)
- 305. CASE(ACCESSORY)
- 306. WORK LAMP
- 307. S.C.V.(3RD)
- 308. COUPLER(S.C.V.)(3RD)
- 309. REARVIEW MIRROR(ROOM)(CABIN)
- 310. VISOR(CABIN)
- 311. AUDIO MOUNT(CABIN)
- 312. RADIO(CABIN)
- 313. REAR WIPER(CABIN)
- 314. EXTRA HITCH

Fig.1. ENGINE RELATED

(A)=YT347Y,EU
(B)=YT359Y,EU
(C)=

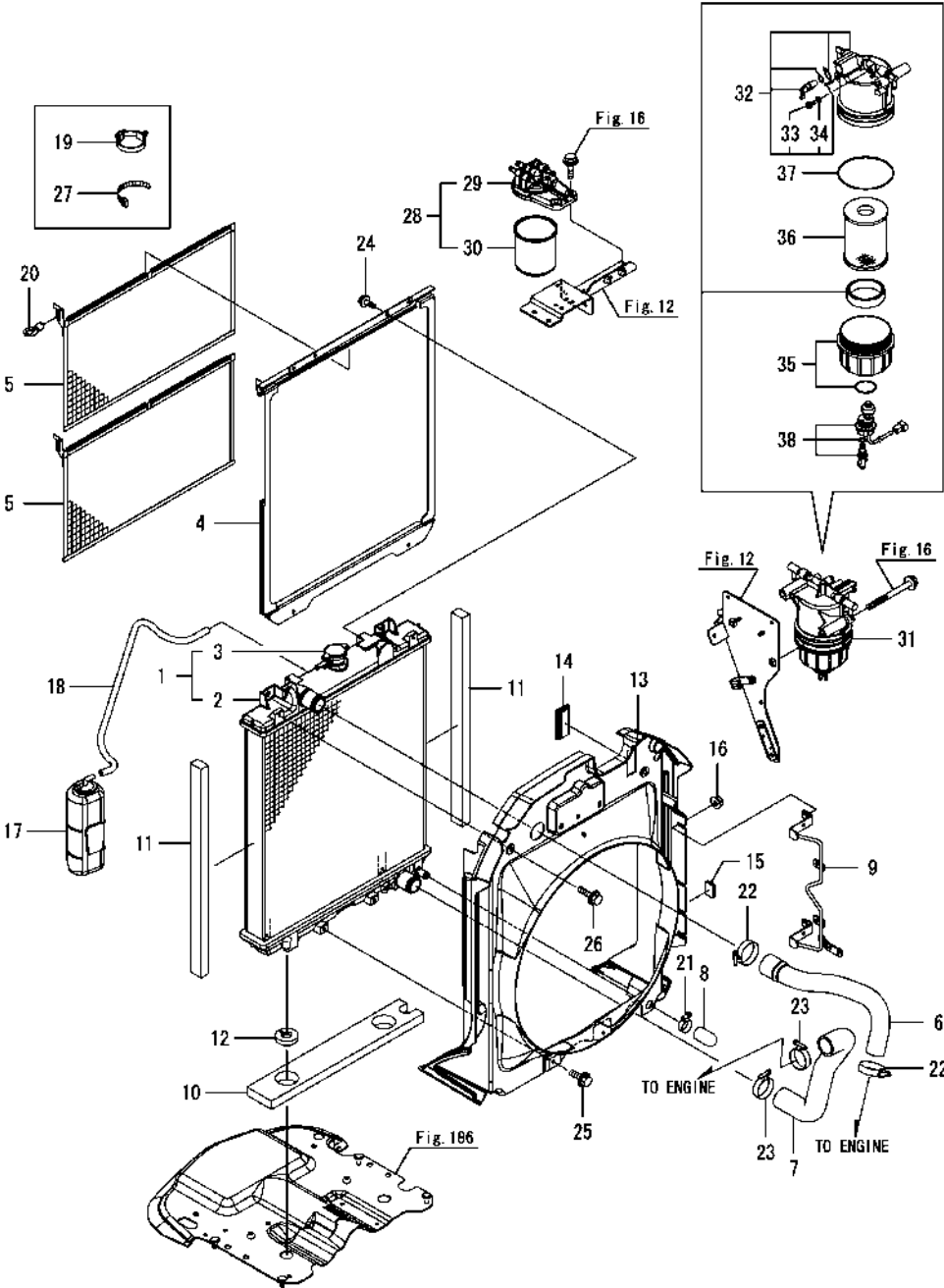
(D)=
(E)=
(F)=

No.	Lev.	Parts No.	Description	Q'ty						I	R
				(A)	(B)	(C)	(D)	(E)	(F)		
1	1	1A8275-51670	CLIP, M8 HOLE	1	1						
2	1	26106-060162	BOLT, M6X 16 PLATED	2	2						

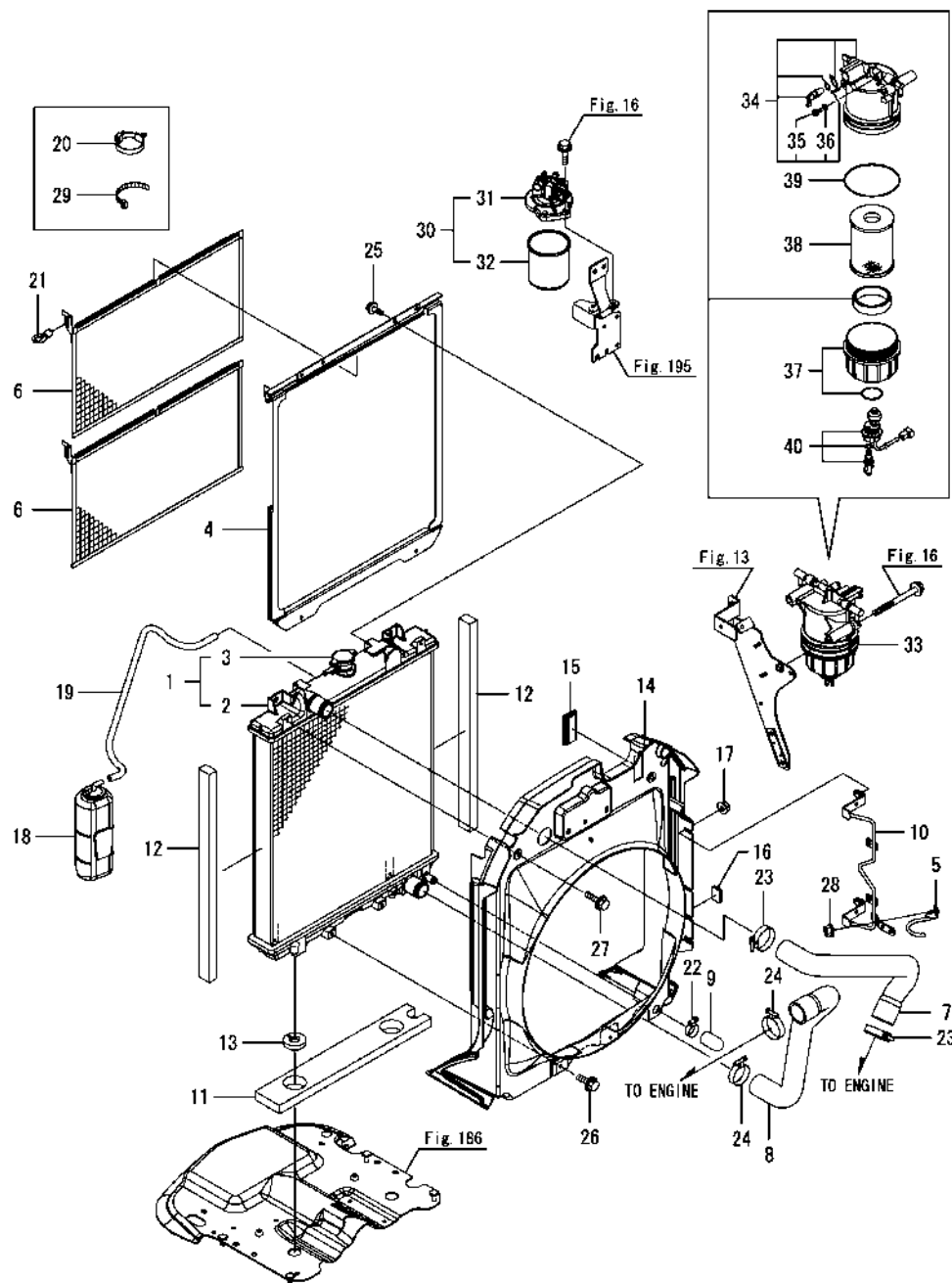


(A)=YT347Y,EU
(B)=YT359Y,EU
(C)=

(D)=
(E)=
(F)=



No.	Lev.	Parts No.	Description	Q'ty						I	R
				(A)	(B)	(C)	(D)	(E)	(F)		
1	1	1A8470-00300	RADIATOR ASSY	1							
2	2	1A8470-00310	RADIATOR, BODY	1							
3	2	172456-13310	CAP ASSY	1							
4	1	1A8470-00510	RAIL ASSY, SCREEN	1							
5	1	1A8470-00751	SCREEN ASSY, RADI	2							
6	1	1A8470-00810	CW-T, A	1							
7	1	1A8470-00820	CW-T, B	1							
8	1	1A8470-00830	CAP,RADIATOR DRAIN	1							
9	1	1A8470-00861	GUIDE, HOSE	1							
10	1	1A8470-00910	URETHANE	1							
11	1	1A8470-00920	URETHANE	2							
12	1	1A7180-01050	ABSORBER, RADIATOR	2							
13	1	1A8475-01550	M ASSY,SHROUD ROPS	1							
14	1	1A8470-01561	GROMMET, HOSE	1							
15	1	1E8380-15660	SEAL, 5X13X20	1							
16	1	194990-22130	NUT, M6	2							
17	1	129263-44510	TANK ASSY, SUB	1							
18	1	121737-49150	PIPE, WATER DRAIN	1							
19	1	1A8275-51670	CLIP, M8 HOLE	1							
20	1	198220-61351	LOCK ASSY, CAM	1							
21	1	23000-016000	CLAMP, 16	1							
22	1	23000-048000	CLAMP, 48	2							
23	1	23000-048000	CLAMP, 48	2							
24	1	26106-060122	BOLT, M6X 12 PLATED	4							
25	1	26106-060162	BOLT, M6X 16 PLATED	2							
26	1	26106-060202	BOLT, M6X 20 PLATED	2							
27	1	29622-140001	BAND, RF140	1							
28	1	129A23-55600	FILTER ASSY,FO	1							
29	2	129C20-55610	BRACKET ASSY,FO FILT	1							
30	2	129A23-55800	FILTER, FO	1							
31	1	129979-55700	FILTER ASSY,FUEL PRE	1							
32	2	129E00-55710	BODY ASSY	1							
33	3	129A00-55750	PLUG,BREATHER	1							
34	3	129A00-55760	O-RING	1							
35	2	129C20-55720	CUP, FUEL FILTER	1							
36	2	129A00-55730	ELEMENT	1							
37	2	129A00-55740	O-RING	1							
38	2	129917-55821	SENSOR ASSY, LEVEL	1							

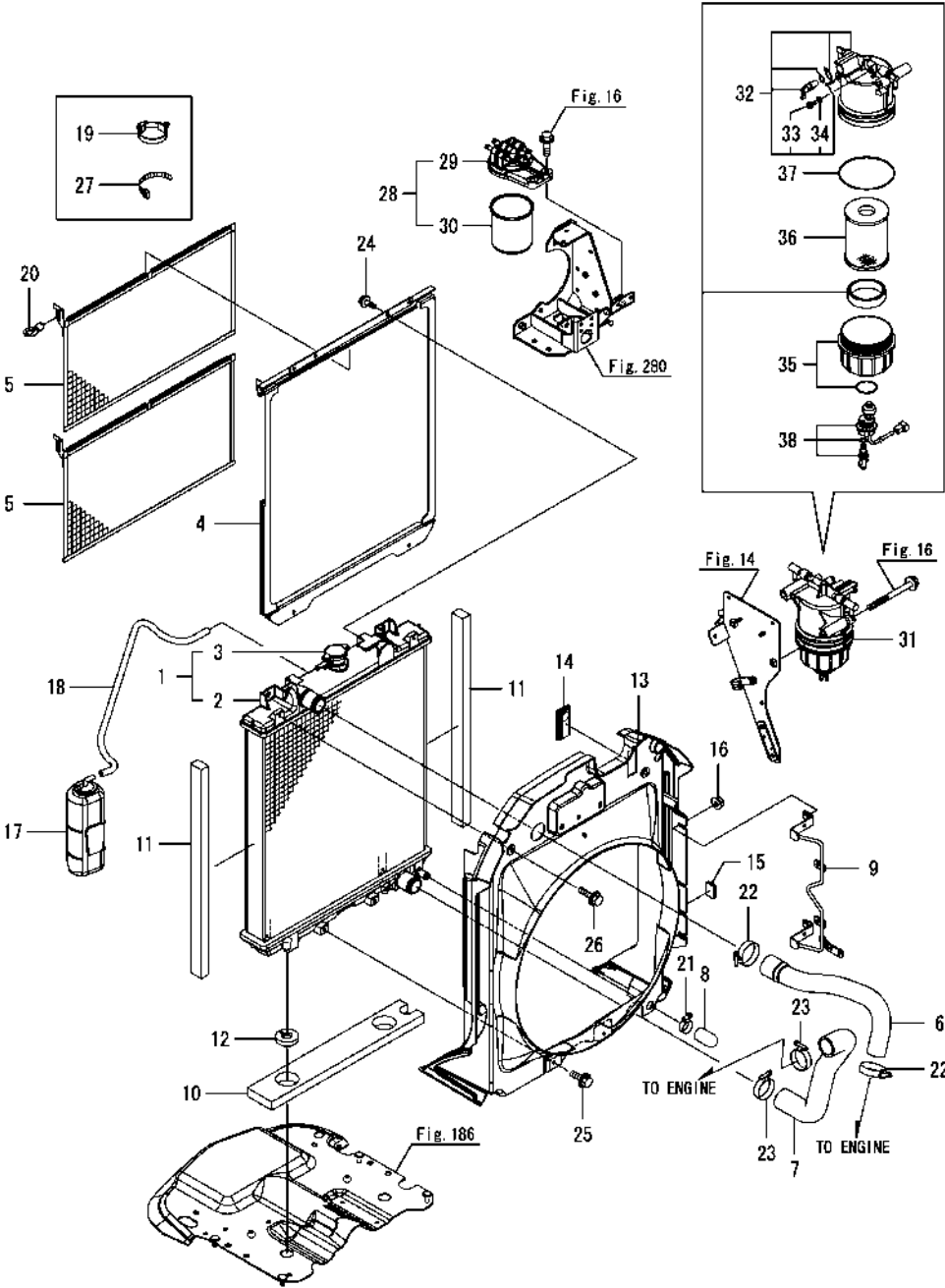


No.	Lev.	Parts No.	Description	Q'ty						I	R
				(A)	(B)	(C)	(D)	(E)	(F)		
1	1	1A8470-00300	RADIATOR ASSY		1						
2	2	1A8470-00310	RADIATOR, BODY		1						
3	2	172456-13310	CAP ASSY		1						
4	1	1A8470-00510	RAIL ASSY, SCREEN		1						
5	1	1A8470-00650	STAY, HOSE GUIDE		1						
6	1	1A8470-00751	SCREEN ASSY, RADI		2						
7	1	1A8480-00810	CW-T, A		1						
8	1	1A8480-00820	CW-T, B		1						
9	1	1A8470-00830	CAP,RADIATOR DRAIN		1						
10	1	1A8470-00861	GUIDE, HOSE		1						
11	1	1A8470-00910	URETHANE		1						
12	1	1A8470-00920	URETHANE		2						
13	1	1A7180-01050	ABSORBER, RADIATOR		2						
14	1	1A8475-01550	M ASSY,SHROUD ROPS		1						
15	1	1A8470-01561	GROMMET, HOSE		1						
16	1	1E8380-15660	SEAL, 5X13X20								
17	1	194990-22130	NUT, M6		2						
18	1	129263-44510	TANK ASSY, SUB		1						
19	1	121737-49150	PIPE, WATER DRAIN		1						
20	1	1A8275-51670	CLIP, M8 HOLE		1						
21	1	198220-61351	LOCK ASSY, CAM		1						
22	1	23000-016000	CLAMP, 16		1						
23	1	23000-048000	CLAMP, 48		2						
24	1	23000-048000	CLAMP, 48		2						
25	1	26106-060122	BOLT, M6X 12 PLATED		4						
26	1	26106-060162	BOLT, M6X 16 PLATED		2						
27	1	26106-060202	BOLT, M6X 20 PLATED		2						
28	1	26367-060002	NUT, M6		1						
29	1	29622-140001	BAND, RF140		1						
30	1	129A26-55600	FILTER ASSY, FUEL		1						
31	2	129A26-55610	BRACKET ASSY, FUEL		1						
32	2	129A23-55800	FILTER, FO		1						
33	1	129979-55700	FILTER ASSY,FUEL PRE		1						
34	2	129E00-55710	BODY ASSY		1						
35	3	129A00-55750	PLUG,BREATHER		1						
36	3	129A00-55760	O-RING		1						
37	2	129C20-55720	CUP, FUEL FILTER		1						
38	2	129A00-55730	ELEMENT		1						
39	2	129A00-55740	O-RING		1						
40	2	129917-55821	SENSOR ASSY, LEVEL		1						

Fig.4. RADIATOR(CABIN)

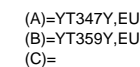
(A)=YT347Y,EU
(B)=YT359Y,EU
(C)=

(D)=
(E)=
(F)=



No.	Lev.	Parts No.	Description	Q'ty						I	R
				(A)	(B)	(C)	(D)	(E)	(F)		
1	1	1A8470-00300	RADIATOR ASSY	1							
2	2	1A8470-00310	RADIATOR, BODY	1							
3	2	172456-13310	CAP ASSY	1							
4	1	1A8470-00510	RAIL ASSY, SCREEN	1							
5	1	1A8470-00751	SCREEN ASSY, RADI	2							
6	1	1A8470-00810	CW-T, A	1							
7	1	1A8470-00820	CW-T, B	1							
8	1	1A8470-00830	CAP,RADIATOR DRAIN	1							
9	1	1A8470-00861	GUIDE, HOSE	1							
10	1	1A8470-00910	URETHANE	1							
11	1	1A8470-00920	URETHANE	2							
12	1	1A7180-01050	ABSORBER, RADIATOR	2							
13	1	1A8476-01510	M ASSY,SHROUD	1							
14	1	1A8484-01561	GROMMET, HOSE	1							
15	1	1E8380-15660	SEAL, 5X13X20	1							
16	1	194990-22130	NUT, M6	2							
17	1	129263-44510	TANK ASSY, SUB	1							
18	1	121737-49150	PIPE, WATER DRAIN	1							
19	1	1A8275-51670	CLIP, M8 HOLE	1							
20	1	198220-61351	LOCK ASSY, CAM	1							
21	1	23000-016000	CLAMP, 16	1							
22	1	23000-048000	CLAMP, 48	2							
23	1	23000-048000	CLAMP, 48	2							
24	1	26106-060122	BOLT, M6X 12 PLATED	4							
25	1	26106-060162	BOLT, M6X 16 PLATED	2							
26	1	26106-060202	BOLT, M6X 20 PLATED	2							
27	1	29622-140001	BAND, RF140	1							
28	1	129A23-55600	FILTER ASSY,FO	1							
29	2	129C20-55610	BRACKET ASSY,FO FILT	1							
30	2	129A23-55800	FILTER, FO	1							
31	1	129979-55700	FILTER ASSY,FUEL PRE	1							
32	2	129E00-55710	BODY ASSY	1							
33	3	129A00-55750	PLUG,BREATHER	1							
34	3	129A00-55760	O-RING	1							
35	2	129C20-55720	CUP, FUEL FILTER	1							
36	2	129A00-55730	ELEMENT	1							
37	2	129A00-55740	O-RING	1							
38	2	129917-55821	SENSOR ASSY, LEVEL	1							

Fig.5. RADIATOR(CABIN)



(D)=
(E)=
(F)=

No.	Lev.	Parts No.	Description	Q'ty						I	R
				(A)	(B)	(C)	(D)	(E)	(F)		
1	1	1A8470-00300	RADIATOR ASSY		1						
2	2	1A8470-00310	RADIATOR, BODY		1						
3	2	172456-13310	CAP ASSY		1						
4	1	1A8470-00510	RAIL ASSY, SCREEN		1						
5	1	1A8470-00650	STAY, HOSE GUIDE		1						
6	1	1A8470-00751	SCREEN ASSY, RADI		2						
7	1	1A8480-00810	CW-T, A		1						
8	1	1A8480-00820	CW-T, B		1						
9	1	1A8470-00830	CAP,RADIATOR DRAIN		1						
10	1	1A8470-00861	GUIDE, HOSE		1						
11	1	1A8470-00910	URETHANE		1						
12	1	1A8470-00920	URETHANE		2						
13	1	1A7180-01050	ABSORBER, RADIATOR		2						
14	1	1A8476-01510	M ASSY,SHROUD		1						
15	1	1A8484-01561	GROMMET, HOSE		1						
16	1	1E8380-15660	SEAL, 5X13X20		1						
17	1	194990-22130	NUT, M6		2						
18	1	129263-44510	TANK ASSY, SUB		1						
19	1	121737-49150	PIPE, WATER DRAIN		1						
20	1	1A8275-51670	CLIP, M8 HOLE		1						
21	1	198220-61351	LOCK ASSY, CAM		1						
22	1	23000-016000	CLAMP, 16		1						
23	1	23000-048000	CLAMP, 48		2						
24	1	23000-048000	CLAMP, 48		2						
25	1	26106-060122	BOLT, M6X 12 PLATED		4						
26	1	26106-060162	BOLT, M6X 16 PLATED		2						
27	1	26106-060202	BOLT, M6X 20 PLATED		2						
28	1	26367-060002	NUT, M6		1						
29	1	29622-140001	BAND, RF140		1						
30	1	129A26-55600	FILTER ASSY, FUEL		1						
31	2	129A26-55610	BRACKET ASSY, FUEL		1						
32	2	129A23-55800	FILTER, FO		1						
33	1	129979-55700	FILTER ASSY,FUEL PRE		1						
34	2	129E00-55710	BODY ASSY		1						
35	3	129A00-55750	PLUG,BREATHER		1						
36	3	129A00-55760	O-RING		1						
37	2	129C20-55720	CUP, FUEL FILTER		1						
38	2	129A00-55730	ELEMENT		1						
39	2	129A00-55740	O-RING		1						
40	2	129917-55821	SENSOR ASSY, LEVEL		1						

Fig.6. ACCEL LEVER

(A)=YT347Y,EU
(B)=YT359Y,EU
(C)=

(D)=
(E)=
(F)=

No.	Lev.	Parts No.	Description	Q'ty						I	R
				(A)	(B)	(C)	(D)	(E)	(F)		
1	1	1A8470-01160	LEVER UNIT,ACCEL	1	1						
2	2	1A8470-01170	ARM ASSY, WIRE	1	1						
3	2	1A8470-01210	LEVER, ACCELERATOR	1	1						
4	2	1A8060-01220	PLATE ,ACCELERATOR	1	1						
5	2	198200-01260	PLATE, FRICTION	1	1						
6	2	1A8470-01450	BRACKET ASSY, ACCEL	1	1						
7	2	194990-22110	NUT, M4	2	2						
8	2	1C6982-49480	SPRING 15X15	1	1						
9	2	1A8060-55600	SENSOR, ACCELERATOR	1	1						
10	2	194250-61850	SPRING, LOCK RETURN	1	1						
11	2	22137-100000	WASHER, 10	1	1						
12	2	26346-100002	NUT, M10	1	1						
13	1	1A8060-01250	KNOB, CONTROL LEVER	1	1						
14	1	194990-22140	NUT, M8	2	2						
15	1	198448-22520	GROMMET, CLUTCH WIRE	1	1						
16	1	1A8476-61181	TOOL, BONNET RELEASE	1	1						
17	1	1A8476-61370	WIRE, BONNET OPEN	1	1						
18	1	1A8470-67910	STAY ASSY, HOOD WIRE	1	1						

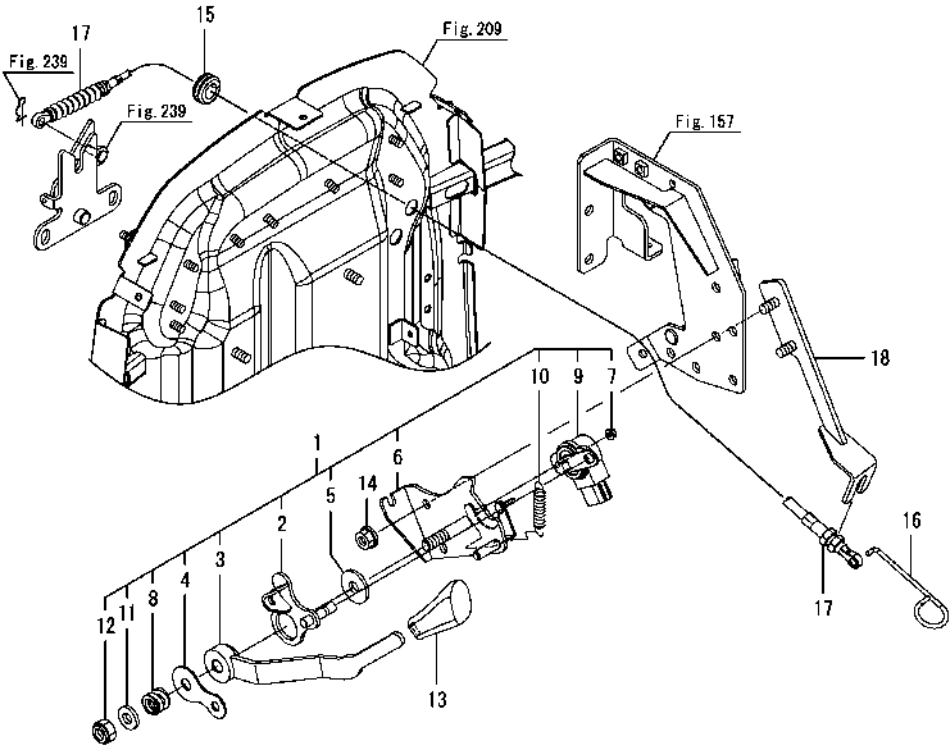
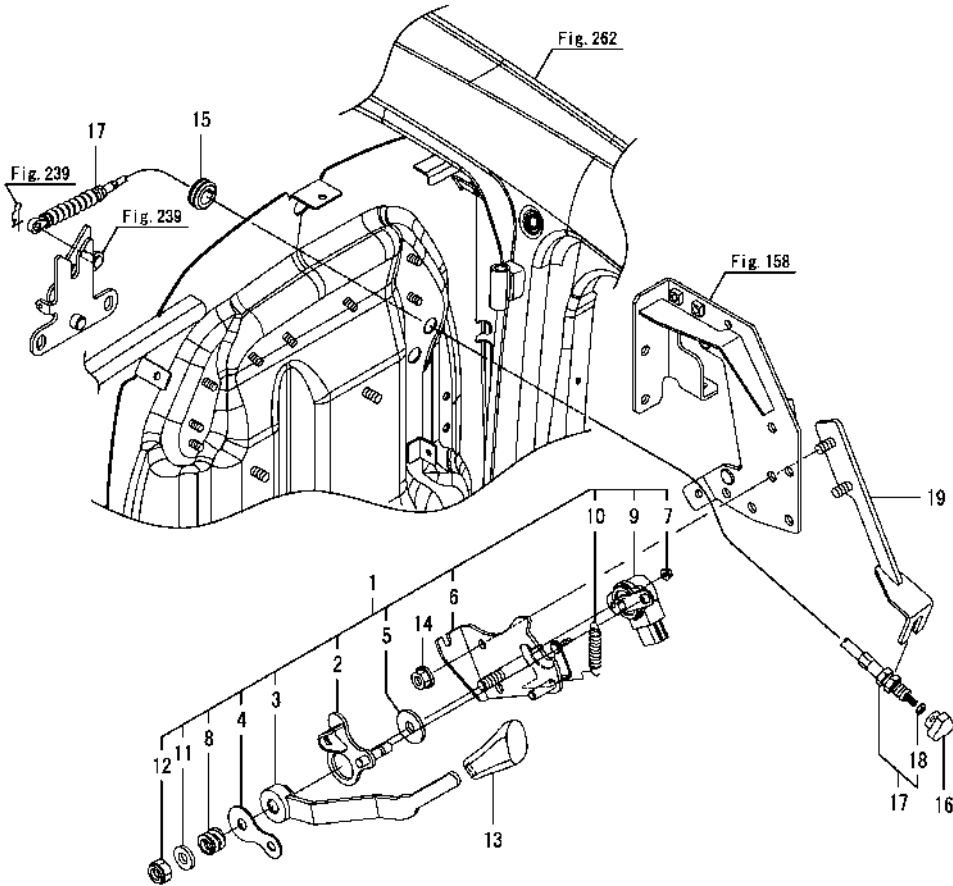


Fig.7. ACCEL LEVER(CABIN)

(A)=YT347Y,EU
(B)=YT359Y,EU
(C)=

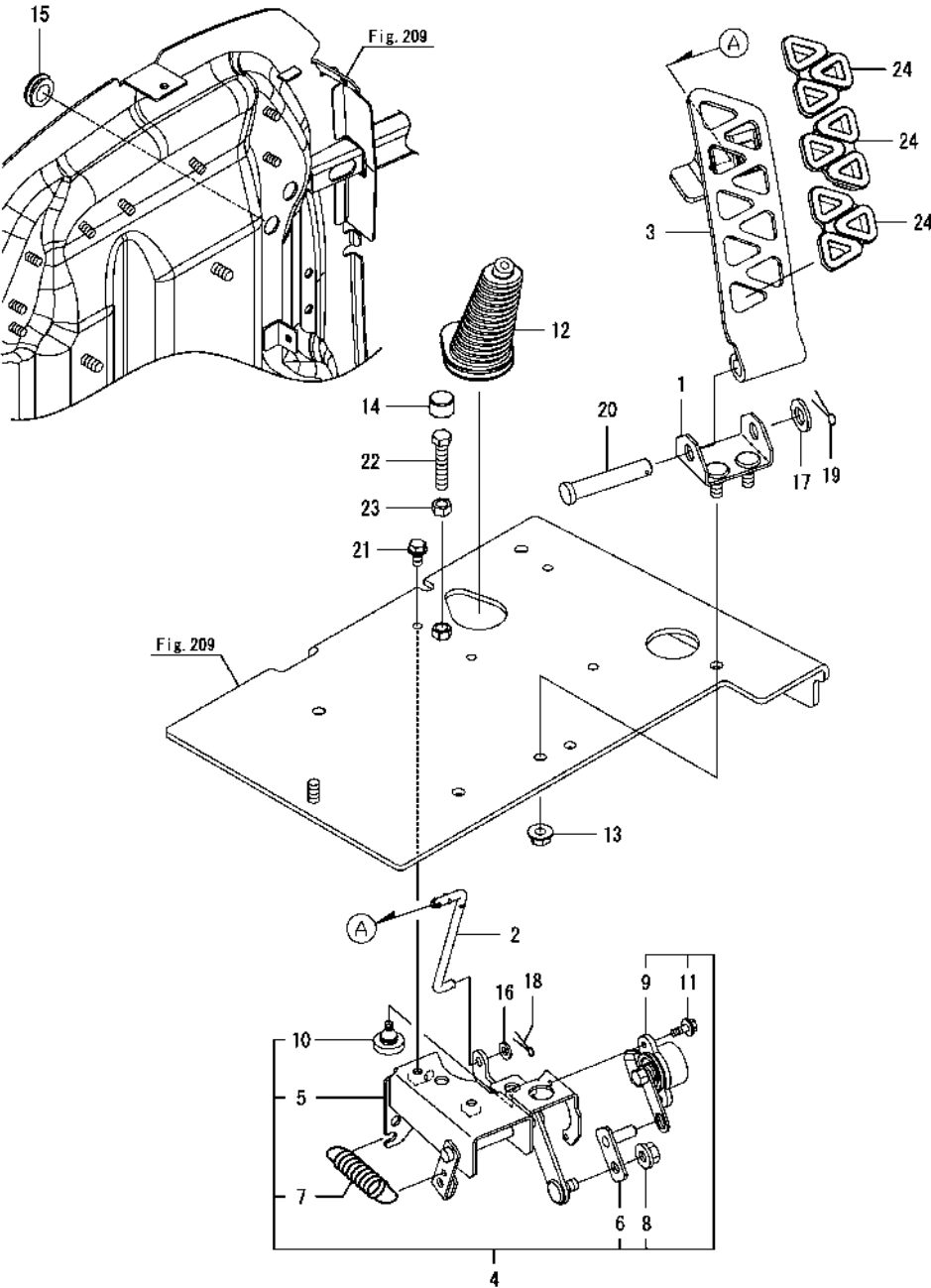
(D)=
(E)=
(F)=



No.	Lev.	Parts No.	Description	Q'ty						I	R
				(A)	(B)	(C)	(D)	(E)	(F)		
1	1	1A8470-01160	LEVER UNIT,ACCEL	1	1						
2	2	1A8470-01170	ARM ASSY, WIRE	1	1						
3	2	1A8470-01210	LEVER, ACCELERATOR	1	1						
4	2	1A8060-01220	PLATE ,ACCELERATOR	1	1						
5	2	198200-01260	PLATE, FRICTION	1	1						
6	2	1A8470-01450	BRACKET ASSY, ACCEL	1	1						
7	2	194990-22110	NUT, M4	2	2						
8	2	1C6982-49480	SPRING 15X15	1	1						
9	2	1A8060-55600	SENSOR, ACCELERATOR	1	1						
10	2	194250-61850	SPRING, LOCK RETURN	1	1						
11	2	22137-100000	WASHER, 10	1	1						
12	2	26346-100002	NUT, M10	1	1						
13	1	1A8060-01250	KNOB, CONTROL LEVER	1	1						
14	1	194990-22140	NUT, M8	2	2						
15	1	198448-22520	GROMMET, CLUTCH WIRE	1	1						
16	1	1A8470-61170	KNOB, WIRE	1	1						
17	1	1A8470-61372	WIRE, BONNET OPEN	1	1						
18	2	26756-050002	NUT, LOCK M5	1	1						
19	1	1A8470-67910	STAY ASSY, HOOD WIRE	1	1						

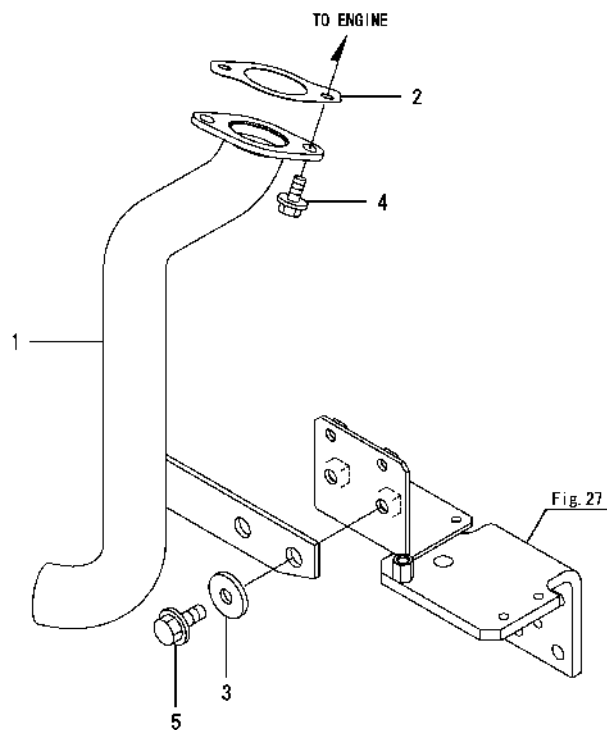
(A)=YT347Y,EU
(B)=YT359Y,EU
(C)=

(D)=
(E)=
(F)=



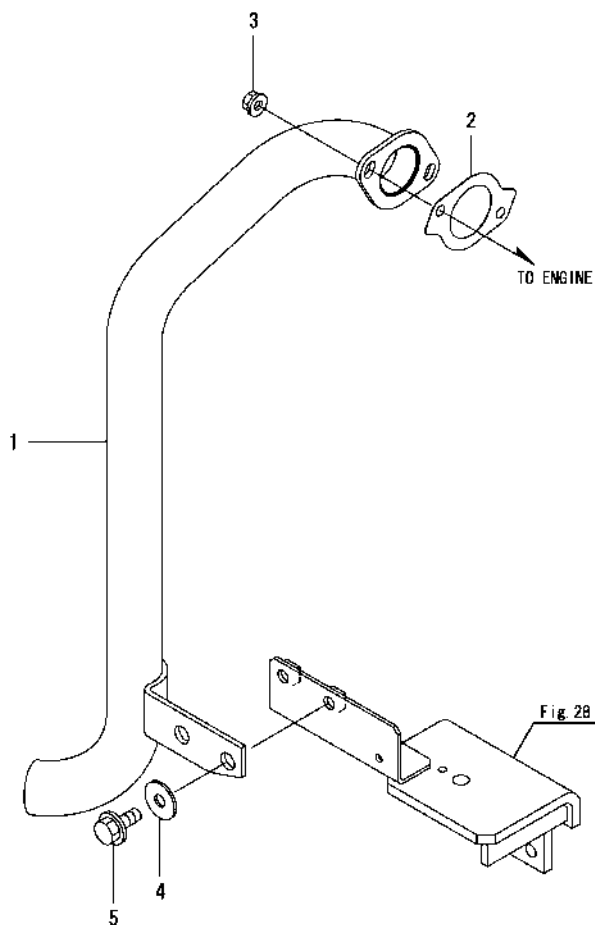
No.	Lev.	Parts No.	Description	Q'ty						I	R
				(A)	(B)	(C)	(D)	(E)	(F)		
1	1	1A8060-01000	FULCRUM, PEDAL	1	1						
2	1	1A8475-01070	ROD, HMT PEADL	1	1						
3	1	1A8060-01090	PEDAL, ACCELERATOR	1	1						
4	1	1A8475-01340	PEDAL UNIT, HMT	1	1						
5	2	1A8475-01350	PEDAL ASSY, HMT	1	1						
6	2	1A8475-01400	PIN ASSY, SENSOR	1	1						
7	2	1A8475-01450	SPRING,HMT PEDAL	1	1						
8	2	194990-22140	NUT, M8	1	1						
9	2	1A8060-55600	SENSOR, ACCELERATOR	1	1						
10	2	1C6710-83410	STOPPER,FOLLOWER CAM	1	1						
11	2	26023-040102	SCREW, M4X10	2	2						
12	1	1A8060-01350	BOOT, FOOT ASSEL	1	1						
13	1	194990-22140	NUT, M8	2	2						
14	1	1A8060-63650	STOPPER, ARMEST	1	1						
15	1	197810-83220	GROMMET, 18	1	1						
16	1	22137-060000	WASHER, 6	1	1						
17	1	22137-120000	WASHER, 12	1	1						
18	1	22417-160180	PIN, COTTER 1.6X18	1	1						
19	1	22417-200250	PIN, COTTER 2.0X25	1	1						
20	1	22487-120600	PIN 12X 60	1	1						
21	1	26106-060122	BOLT, M6X 12 PLATED	2	2						
22	1	26116-080404	BOLT, M8X 40 PLATED	1	1						
23	1	26716-080002	NUT, M8	1	1						
24	1	1A8476-01040	CAP, PEDAL	3	3						

Fig.9. EXHAUST PIPE



No.	Lev.	Parts No.	Description	Q'ty					
				(A)	(B)	(C)	(D)	(E)	(F)
1	1	1A8470-03102	PIPE ASSY, EXHAUST	1					
2	1	129052-13550	GASKET, EXH. PIPE	1					
3	1	22157-100000	WASHER, 10	2					
4	1	26106-080162	BOLT, M8X 16 PLATED	2					
5	1	26106-100202	BOLT, M10X 20 PLATED	2					

Fig.10. EXHAUST PIPE

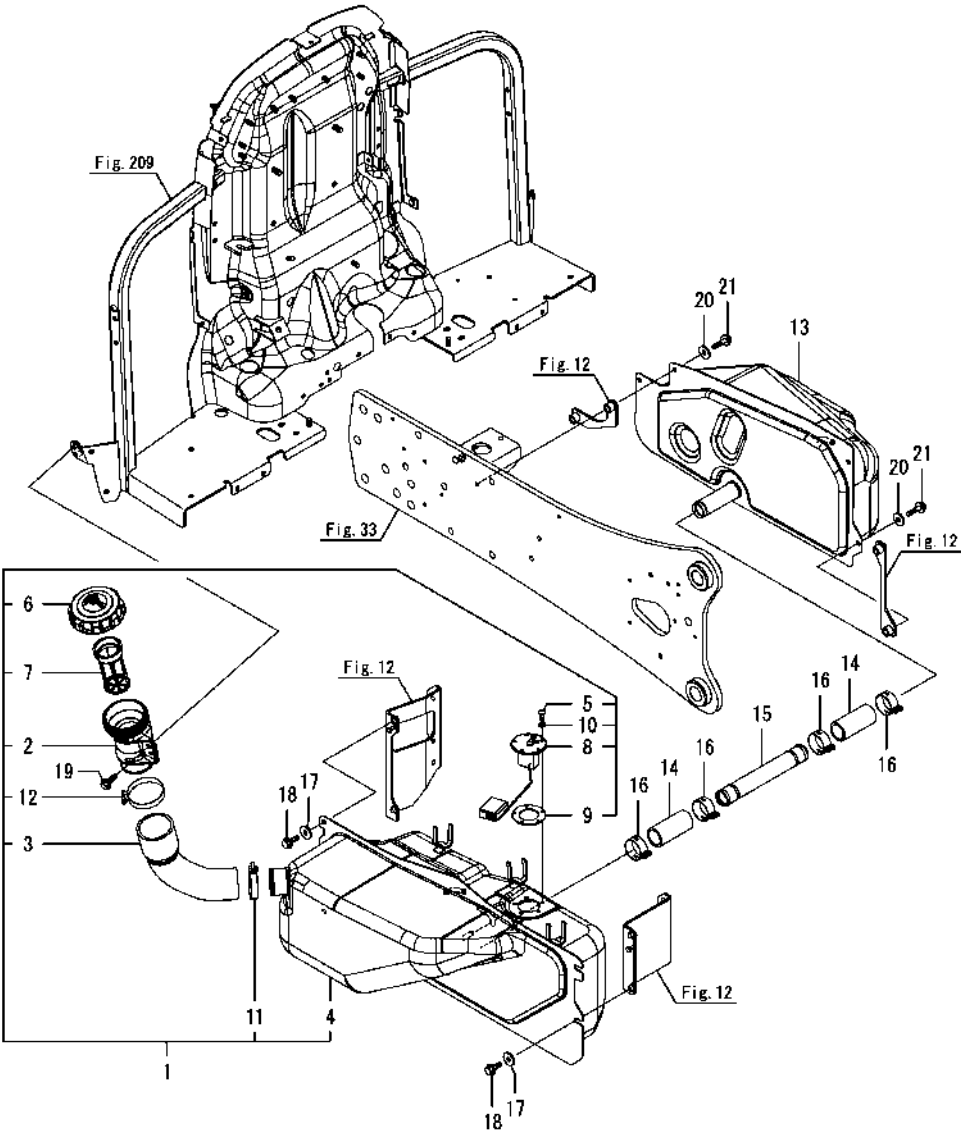


				(A)=YT347Y,EU (B)=YT359Y,EU (C)=	(D)= (E)= (F)=							
No.	Lev.	Parts No.	Description	(A)	(B)	Q'ty (C)	(D)	(E)	(F)		I	R
1	1	1A8480-03102	PIPE ASSY, EXHAUST			1						
2	1	129052-13550	GASKET, EXH. PIPE			1						
3	1	194990-22140	NUT, M8			2						
4	1	22157-100000	WASHER, 10			2						
5	1	26106-100202	BOLT, M10X 20 PLATED			2						

Fig.11. FUEL TANK

(A)=YT347Y,EU
(B)=YT359Y,EU
(C)=

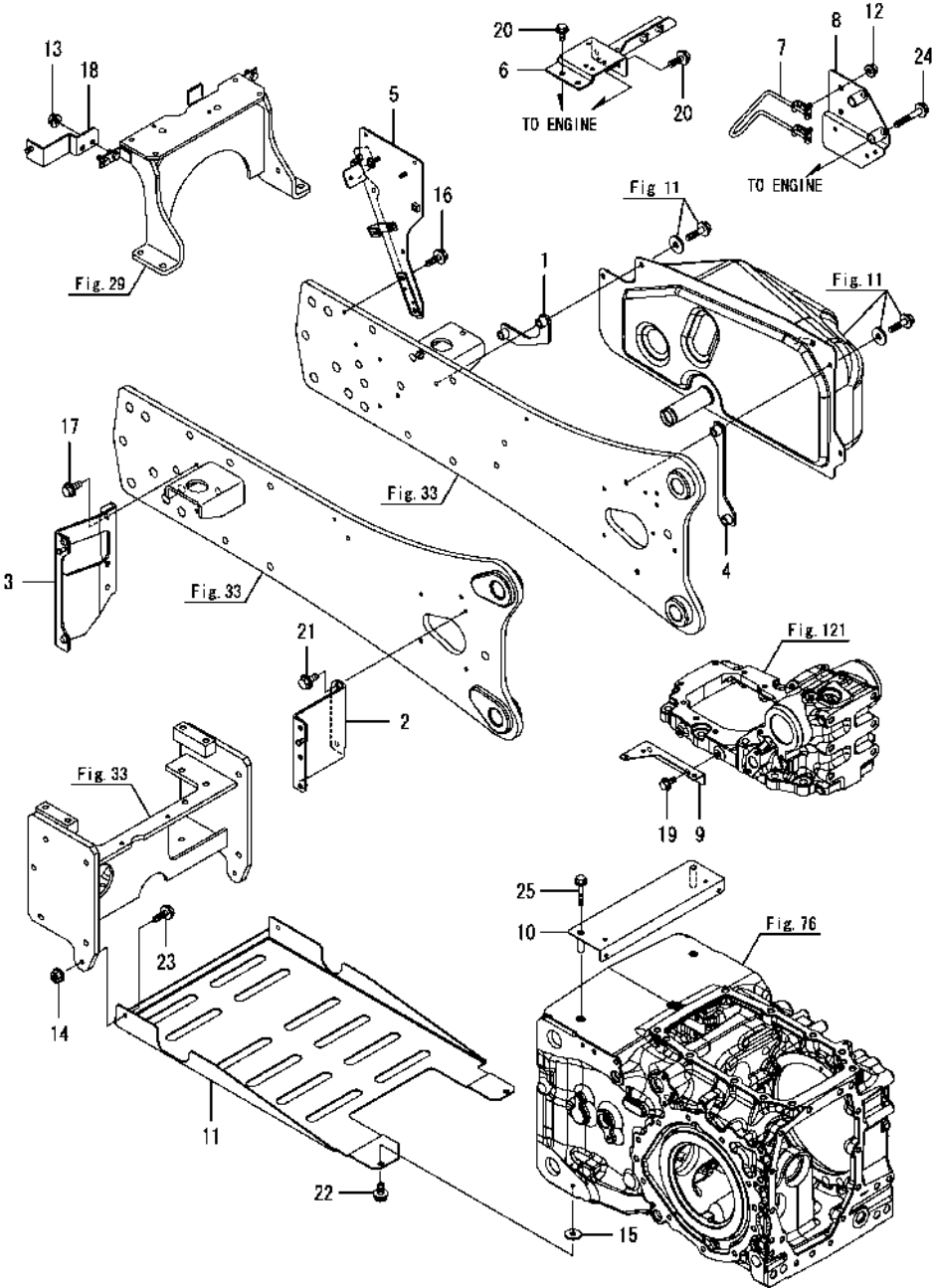
(D)=
(E)=
(F)=



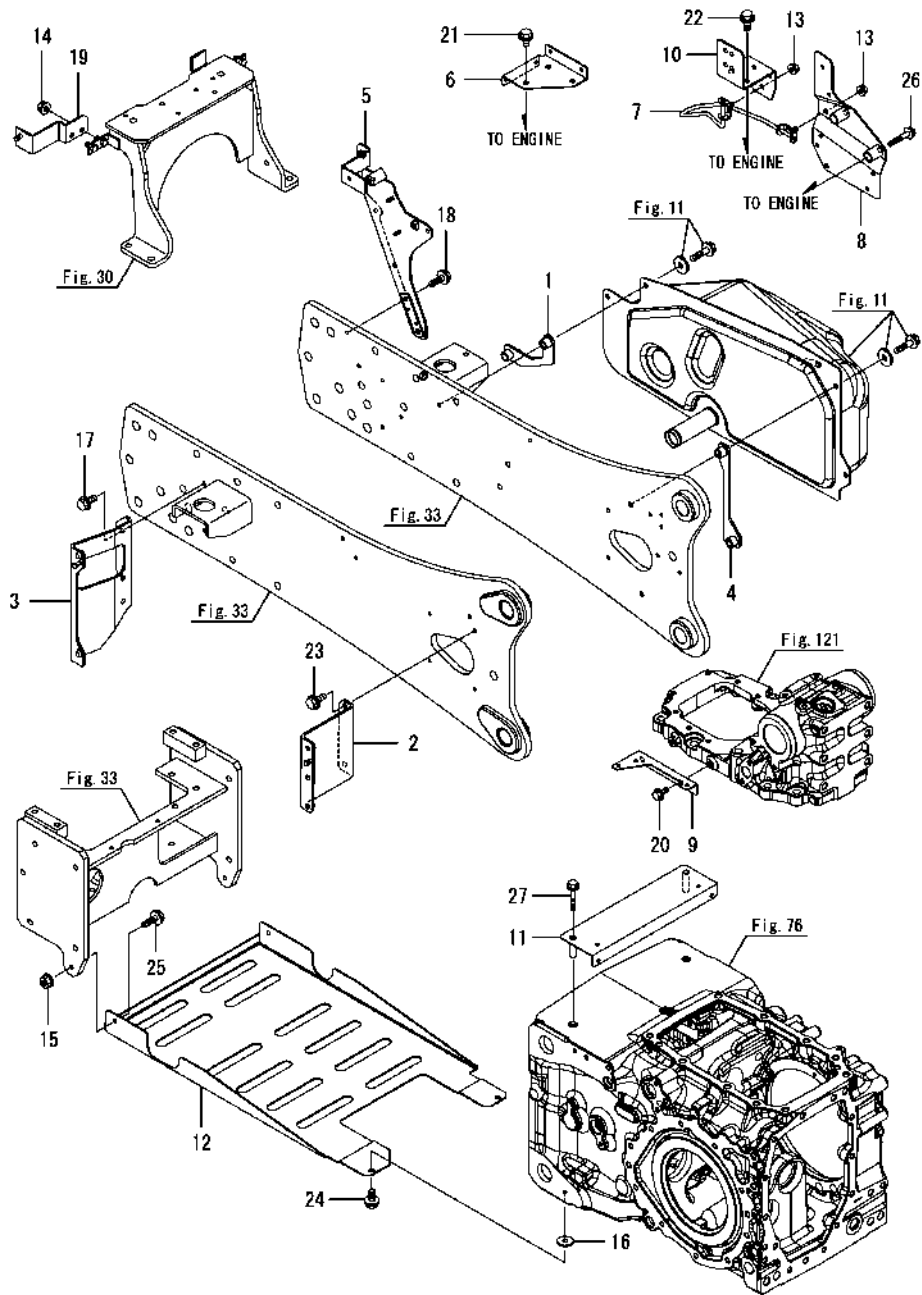
No.	Lev.	Parts No.	Description	Q'ty						I	R
				(A)	(B)	(C)	(D)	(E)	(F)		
1	1	1A8476-04100	TANK ASSY, FUEL L	1	1						
2	2	1A8470-04050	FILLER, FO	1	1						
3	2	1A8470-04061	HOSE, FO	1	1						
4	2	1A8470-04111	TANK ASSY, L	1	1						
5	2	198240-04550	SCREW, M5X12	5	5						
6	2	1A8476-04710	CAP, TANK	1	1						
7	2	101504-55101	STRAINER, FUEL	1	1						
8	2	1A8470-56600	SENSOR ASSY, FUEL	1	1						
9	2	198200-56630	GASKET, FUEL GAUGE	1	1						
10	2	22190-050000	WASHER, SEAL 5	5	5						
11	2	23000-060000	CLAMP, 60	1	1						
12	2	23000-080000	CLAMP, 80	1	1						
13	1	1A8470-04212	TANK ASSY, R	1	1						
14	1	1A8060-04400	HOSE, CONNECTION	2	2						
15	1	1A8470-04720	PIPE, JOINT	1	1						
16	1	1A7890-04740	CLIP, HOSE 34	4	4						
17	1	198255-83550	WASHER, FLAT 8	4	4						
18	1	1A6280-85540	BOLT, M8X20	4	4						
19	1	1A6280-85540	BOLT, M8X20	2	2						
20	1	22157-080000	WASHER, 8	4	4						
21	1	26106-080302	BOLT, M8X 30 PLATED	4	4						

(A)=YT347Y,EU
(B)=YT359Y,EU
(C)=

(D)=
(E)=
(F)=



No.	Lev.	Parts No.	Description	Q'ty						I	R
				(A)	(B)	(C)	(D)	(E)	(F)		
1	1	1A8470-04270	PLATE, TANK LA	1							
2	1	1A8470-04301	BRACKET ASSY,TANK L	1							
3	1	1A8470-04320	BRACKET ASSY,TANK FL	1							
4	1	1A8470-04380	PLATE, TANK LB	1							
5	1	1A8470-04410	STAY ASSY, WS	1							
6	1	1A8470-04460	STAY ASSY, FILTER	1							
7	1	1A8470-04550	GUIDE ASSY, HARNESS	1							
8	1	1A8470-04810	COVER ASSY, HOSE	1							
9	1	1A8470-04860	STAY, HOSE L	1							
10	1	1A8470-04910	STAY ASSY, HOSE	1							
11	1	1A8470-10903	GUARD ASSY, LOWER	1							
12	1	194990-22140	NUT, M8	2							
13	1	194990-22140	NUT, M8	2							
14	1	194990-22140	NUT, M8	2							
15	1	1E8560-75180	WASHER, 8.5X28X3.2	2							
16	1	1A6280-85540	BOLT, M8X20	2							
17	1	1A6280-85540	BOLT, M8X20	2							
18	1	1A8484-88790	STAY, HEATER	1							
19	1	26106-080162	BOLT, M8X 16 PLATED	2							
20	1	26106-080162	BOLT, M8X 16 PLATED	4							
21	1	26106-080202	BOLT, M8X 20 PLATED	2							
22	1	26106-080202	BOLT, M8X 20 PLATED	2							
23	1	26106-080252	BOLT, M8X 25 PLATED	2							
24	1	26106-080452	BOLT, M8X 45 PLATED	2							
25	1	26106-080502	BOLT, M8X 50 PLATED	2							

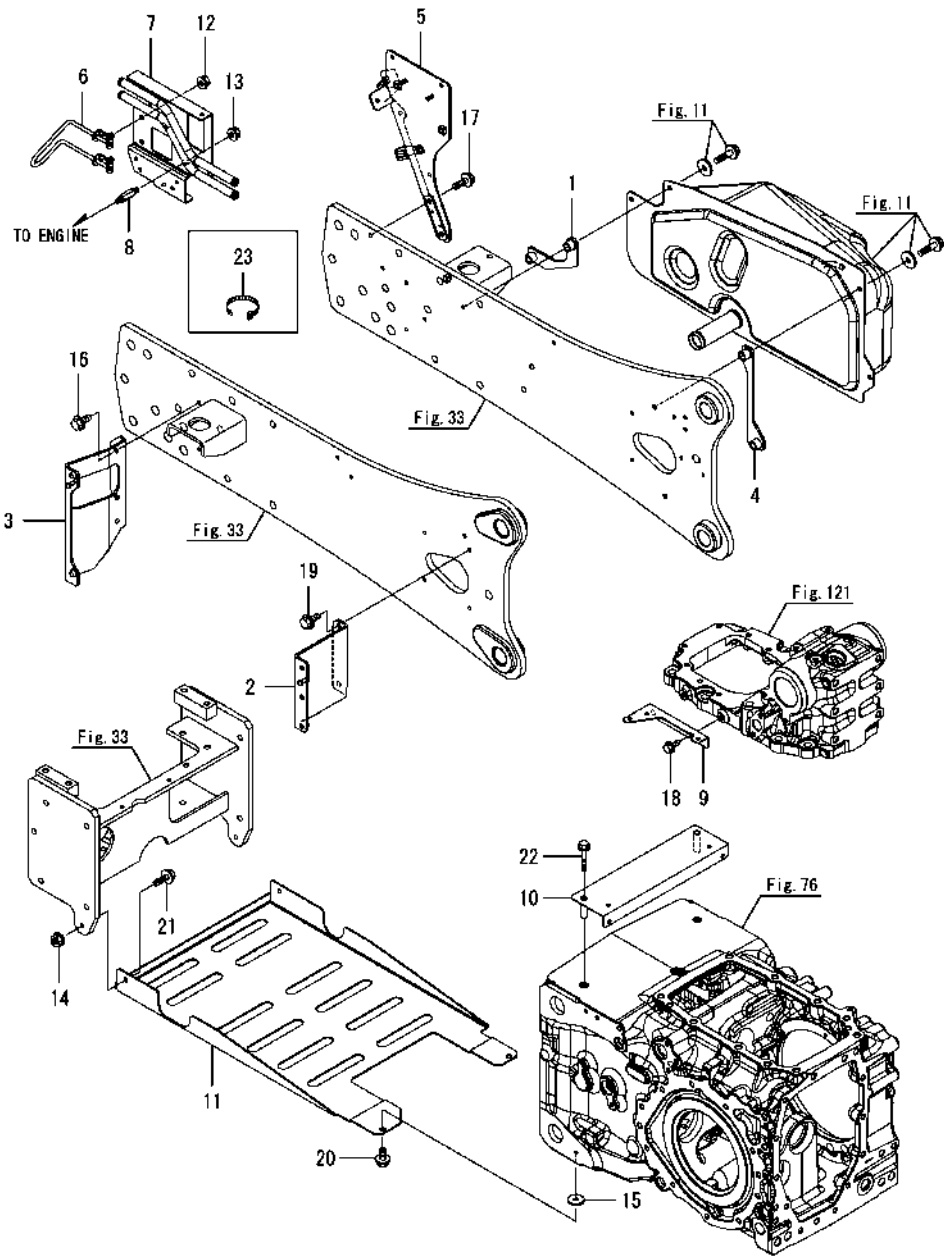


No.	Lev.	Parts No.	Description	Q'ty						I	R
				(A)	(B)	(C)	(D)	(E)	(F)		
1	1	1A8470-04270	PLATE, TANK LA		1						
2	1	1A8470-04301	BRACKET ASSY, TANK L		1						
3	1	1A8470-04320	BRACKET ASSY, TANK FL		1						
4	1	1A8470-04380	PLATE, TANK LB		1						
5	1	1A8480-04410	STAY ASSY, WS		1						
6	1	1A8480-04490	STAY, FILTER		1						
7	1	1A8480-04550	GUIDE ASSY, HARNESS		1						
8	1	1A8480-04810	COVER ASSY, HOSE		1						
9	1	1A8470-04860	STAY, HOSE L		1						
10	1	1A8480-04870	STAY, CLAMP		1						
11	1	1A8470-04910	STAY ASSY, HOSE		1						
12	1	1A8470-10903	GUARD ASSY, LOWER		1						
13	1	194990-22140	NUT, M8		2						
14	1	194990-22140	NUT, M8		2						
15	1	194990-22140	NUT, M8		2						
16	1	1E8560-75180	WASHER, 8.5X28X3.2		2						
17	1	1A6280-85540	BOLT, M8X20		2						
18	1	1A6280-85540	BOLT, M8X20		2						
19	1	1A8484-88790	STAY, HEATER		1						
20	1	26106-080162	BOLT, M8X 16 PLATED		2						
21	1	26106-080162	BOLT, M8X 16 PLATED		3						
22	1	26106-080162	BOLT, M8X 16 PLATED		2						
23	1	26106-080202	BOLT, M8X 20 PLATED		2						
24	1	26106-080202	BOLT, M8X 20 PLATED		2						
25	1	26106-080252	BOLT, M8X 25 PLATED		2						
26	1	26106-080452	BOLT, M8X 45 PLATED		2						
27	1	26106-080502	BOLT, M8X 50 PLATED		2						

Fig.14. TANK BRACKET(CABIN)

(A)=YT347Y,EU
(B)=YT359Y,EU
(C)=

(D)=
(E)=
(F)=



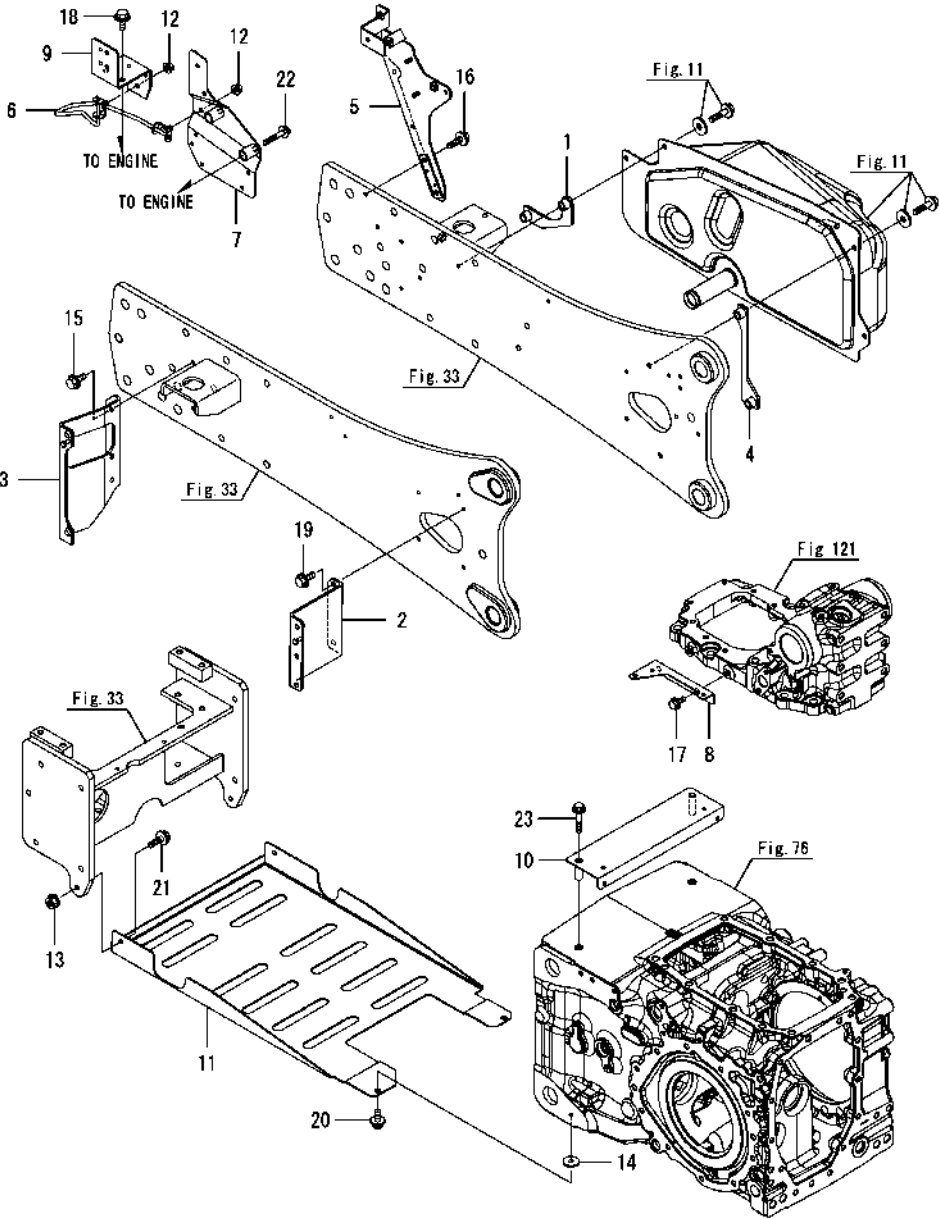
No.	Lev.	Parts No.	Description	Q'ty						I	R
				(A)	(B)	(C)	(D)	(E)	(F)		
1	1	1A8470-04270	PLATE, TANK LA	1							
2	1	1A8470-04301	BRACKET ASSY, TANK L	1							
3	1	1A8470-04320	BRACKET ASSY, TANK FL	1							
4	1	1A8470-04380	PLATE, TANK LB	1							
5	1	1A8470-04410	STAY ASSY, WS	1							
6	1	1A8470-04550	GUIDE ASSY, HARNESS	1							
7	1	1A8474-04811	COVER ASSY, HOSE	1							
8	1	1A8470-04840	BOLT, SPACER	2							
9	1	1A8470-04860	STAY, HOSE L	1							
10	1	1A8470-04910	STAY ASSY, HOSE	1							
11	1	1A8470-10903	GUARD ASSY, LOWER	1							
12	1	194990-22140	NUT, M8	2							
13	1	194990-22140	NUT, M8	2							
14	1	194990-22140	NUT, M8	2							
15	1	1E8560-75180	WASHER, 8.5X28X3.2	2							
16	1	1A6280-85540	BOLT, M8X20	2							
17	1	1A6280-85540	BOLT, M8X20	2							
18	1	26106-080162	BOLT, M8X 16 PLATED	2							
19	1	26106-080202	BOLT, M8X 20 PLATED	2							
20	1	26106-080202	BOLT, M8X 20 PLATED	2							
21	1	26106-080252	BOLT, M8X 25 PLATED	2							
22	1	26106-080502	BOLT, M8X 50 PLATED	2							
23	1	29622-140001	BAND, RF140	1							

Fig.15. TANK BRACKET(CABIN)

(A)=YT347Y,EU
(B)=YT359Y,EU
(C)=

(D)=
(E)=
(F)=

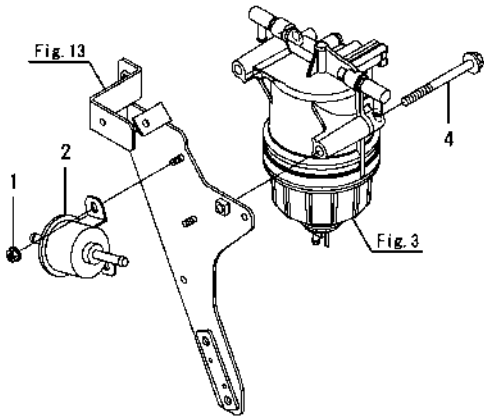
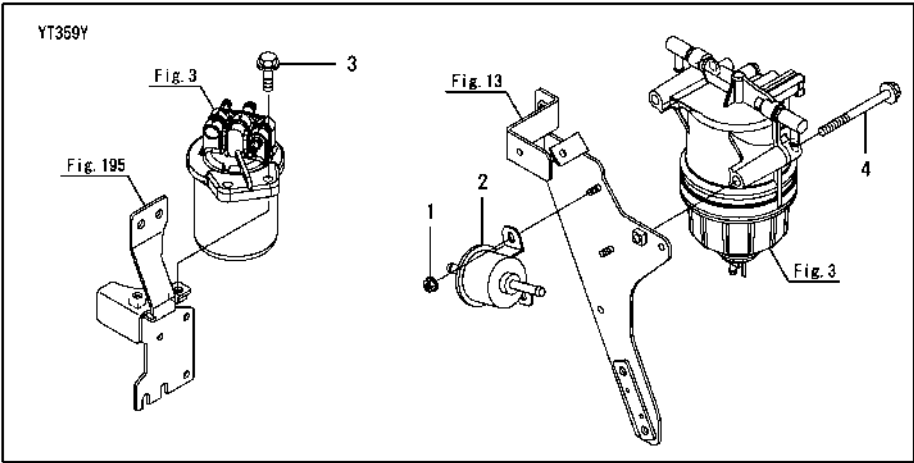
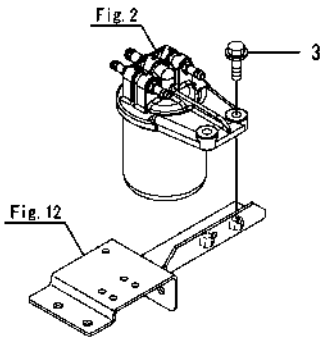
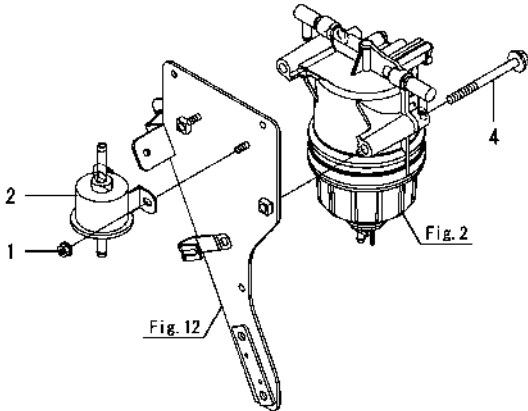
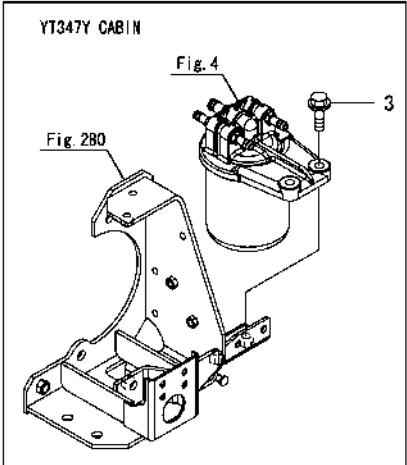
No.	Lev.	Parts No.	Description	Q'ty						I	R
				(A)	(B)	(C)	(D)	(E)	(F)		
1	1	1A8470-04270	PLATE, TANK LA		1						
2	1	1A8470-04301	BRACKET ASSY,TANK L		1						
3	1	1A8470-04320	BRACKET ASSY,TANK FL		1						
4	1	1A8470-04380	PLATE, TANK LB		1						
5	1	1A8480-04410	STAY ASSY,WS		1						
6	1	1A8480-04550	GUIDE ASSY, HARNESS		1						
7	1	1A8480-04810	COVER ASSY, HOSE		1						
8	1	1A8470-04860	STAY, HOSE L		1						
9	1	1A8480-04870	STAY, CLAMP		1						
10	1	1A8470-04910	STAY ASSY, HOSE		1						
11	1	1A8470-10903	GUARD ASSY, LOWER		1						
12	1	194990-22140	NUT, M8		2						
13	1	194990-22140	NUT, M8		2						
14	1	1E8560-75180	WASHER, 8.5X28X3.2		2						
15	1	1A6280-85540	BOLT, M8X20		2						
16	1	1A6280-85540	BOLT, M8X20		2						
17	1	26106-080162	BOLT, M8X 16 PLATED		2						
18	1	26106-080162	BOLT, M8X 16 PLATED		2						
19	1	26106-080202	BOLT, M8X 20 PLATED		2						
20	1	26106-080202	BOLT, M8X 20 PLATED		2						
21	1	26106-080252	BOLT, M8X 25 PLATED		2						
22	1	26106-080452	BOLT, M8X 45 PLATED		2						
23	1	26106-080502	BOLT, M8X 50 PLATED		2						

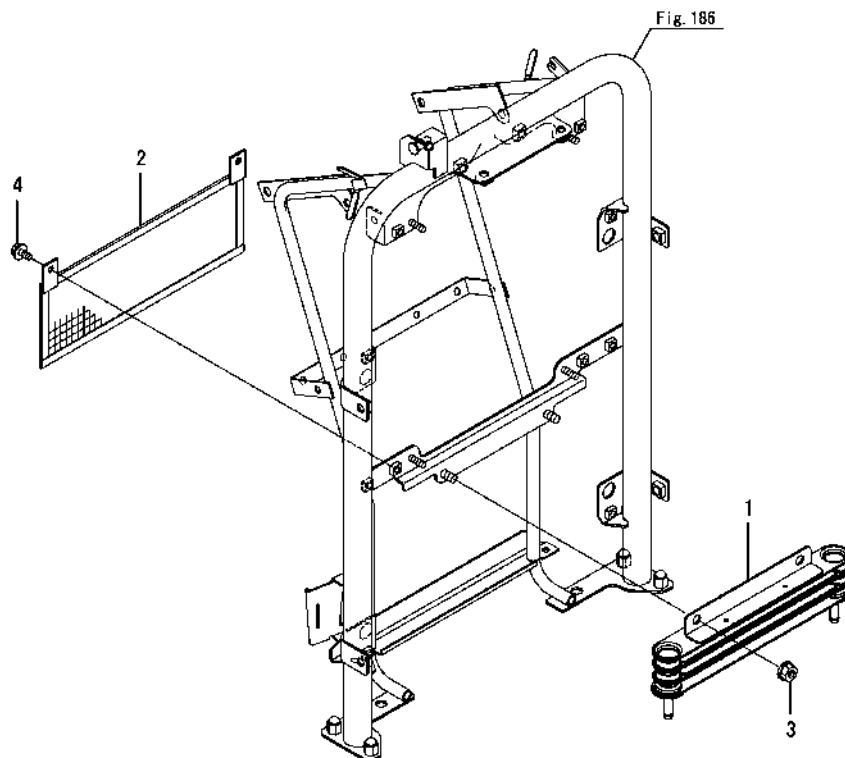


(A)=YT347Y,EU
(B)=YT359Y,EU
(C)=

(D)=
(E)=
(F)=

No.	Lev.	Parts No.	Description	Q'ty						I	R
				(A)	(B)	(C)	(D)	(E)	(F)		
1	1	194990-22130	NUT, M6	2	2						
2	1	129612-52100	PUMP, FUEL FEED	1	1						
3	1	26106-080302	BOLT, M8X 30 PLATED	2	2						
4	1	26106-080902	BOLT, M8X 90 PLATED	2	2						





No.	Lev.	Parts No.	Description	(A)	(B)	(C)	(D)	(E)	(F)
1	1	1A7601-00650	COOLER, FO H40	1	1				
2	1	1A8470-04500	SCREEN ASSY, FUEL	1	1				
3	1	194990-22140	NUT, M8	2	2				
4	1	26106-060122	BOLT, M6X 12 PLATED	2	2				

(A)=YT347Y,EU
(B)=YT359Y,EU
(C)=

(D)=
(E)=
(F)=

No.	Lev.	Parts No.	Description	Q'ty						I	R
				(A)	(B)	(C)	(D)	(E)	(F)		
1	1	1A7601-00650	COOLER, FO H40	1	1						
2	1	194990-22140	NUT, M8	2	2						

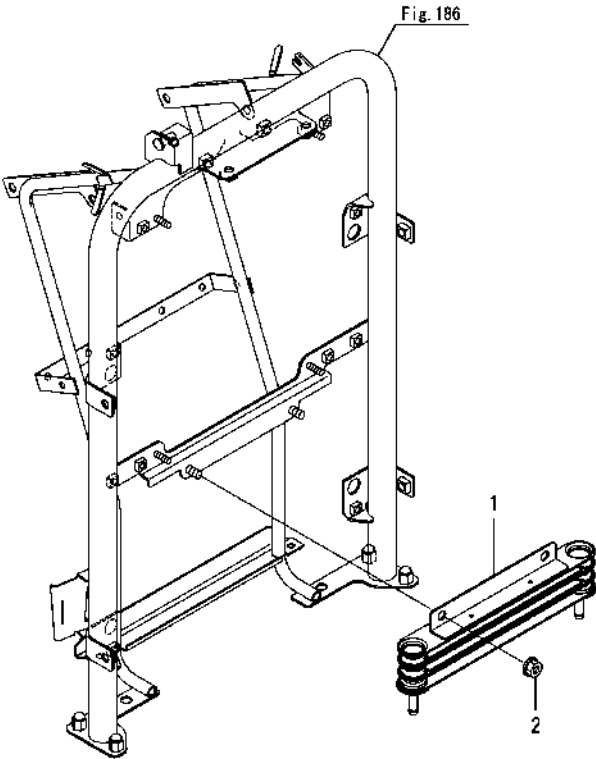
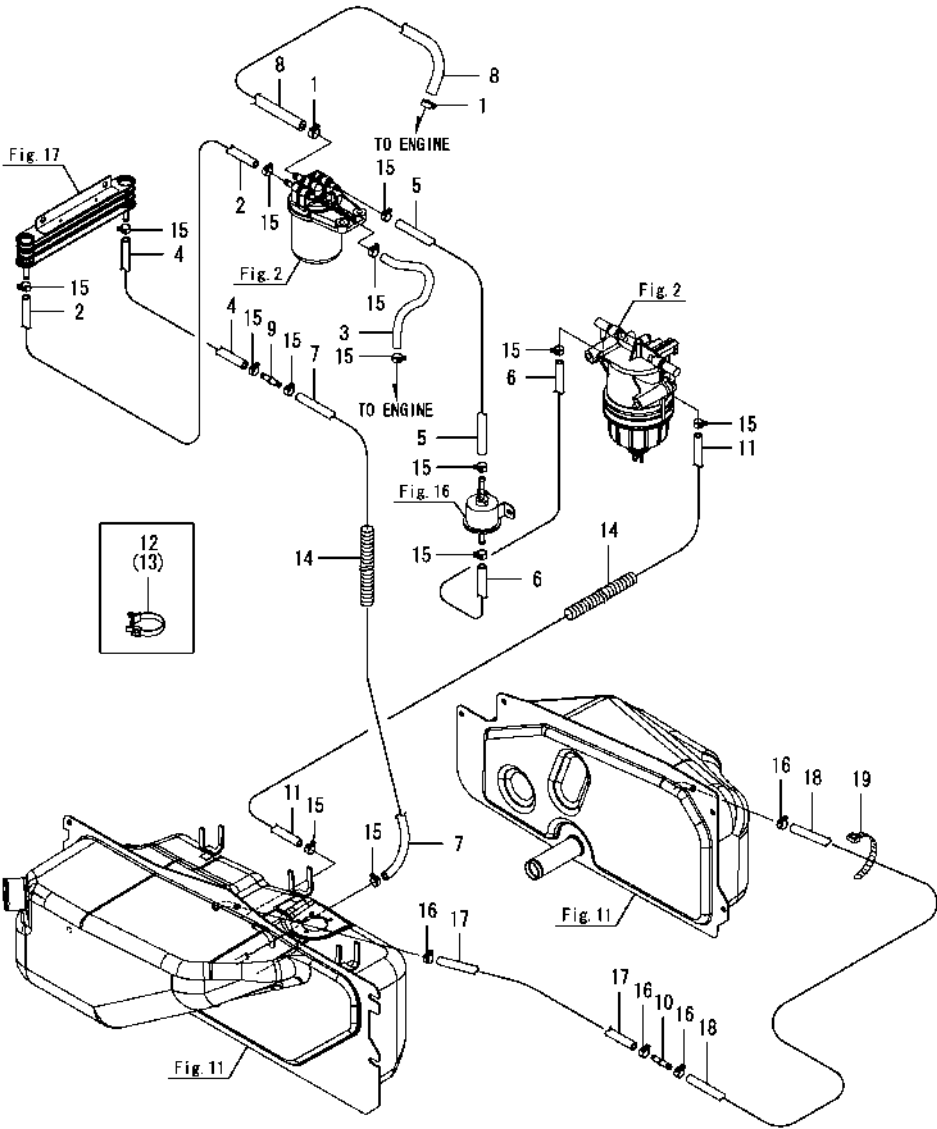


Fig.19. FUEL HOSE

(A)=YT347Y,EU
(B)=YT359Y,EU
(C)=

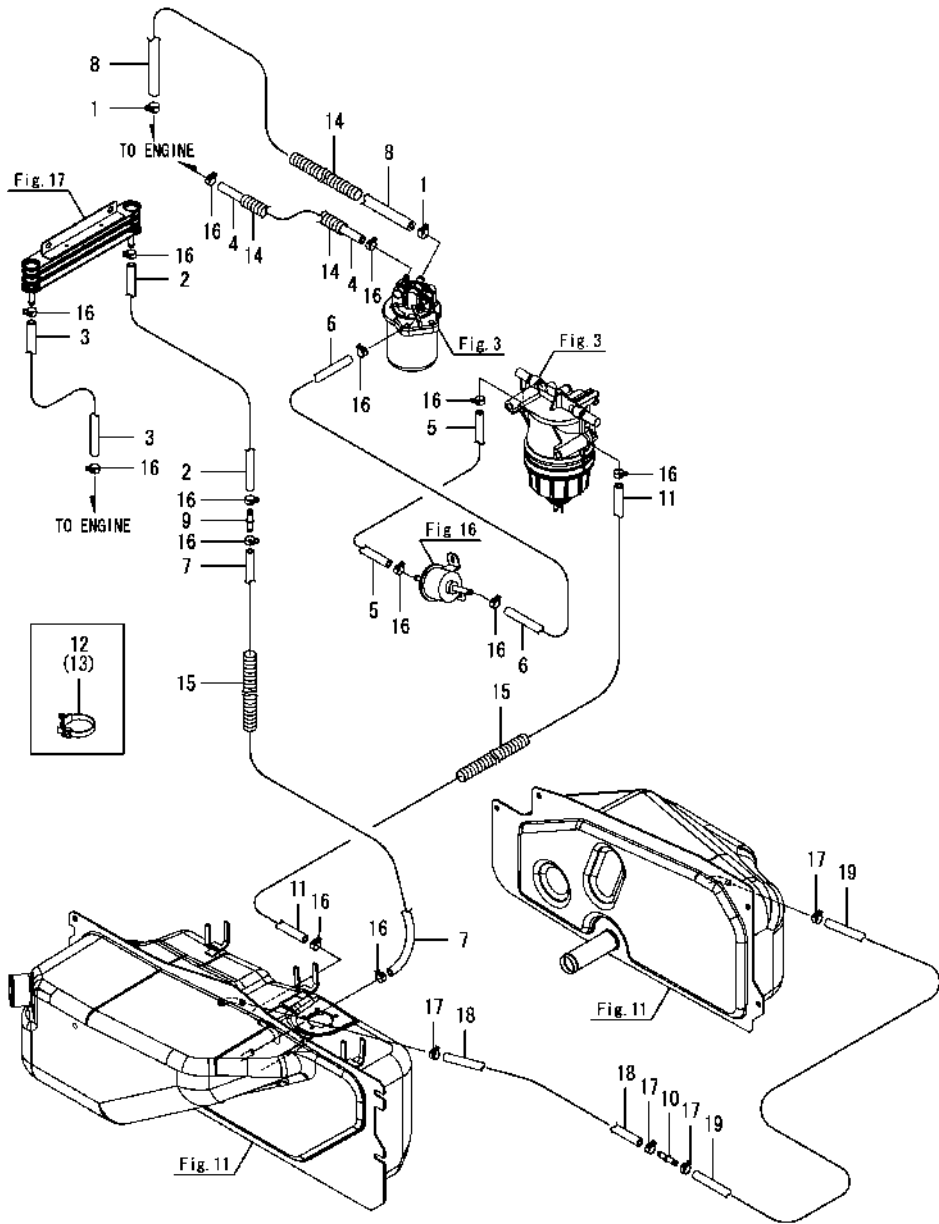
(D)=
(E)=
(F)=



No.	Lev.	Parts No.	Description	Q'ty						I	R
				(A)	(B)	(C)	(D)	(E)	(F)		
1	1	129301-03660	CLAMP 15	2							
2	1	1A8060-04530	HOSE, FUEL 1000	1							
3	1	1A8470-04600	HOSE, FUEL 250	1							
4	1	1A8470-04650	HOSE, FUEL 850	1							
5	1	1A8470-04660	HOSE, FUEL 950	1							
6	1	1A8470-04670	HOSE, FUEL 300	1							
7	1	1A8470-04680	HOSE, FUEL 1350	1							
8	1	1A8470-04690	HOSE, FUEL 650	1							
9	1	1A7180-04850	JOINT, FO HOSE	1							
10	1	1A7180-04850	JOINT, FO HOSE	1							
11	1	1A8066-04910	HOSE, FUEL 900	1							
12	1	1A8275-51670	CLIP, M8 HOLE	14							
13	1	1A8275-51670	CLIP, M8 HOLE	5							
14	1	1A7610-52170	TUBE, 15X400	2							
15	1	114270-59010	CLAMP, HOSE 12	14							
16	1	114270-59010	CLAMP, HOSE 12	4							
17	1	23980-730580	HOSE, 7.3X 580	1							
18	1	23980-731040	HOSE, 7.3X1040	1							
19	1	29622-140001	BAND, RF140	1							

(A)=YT347Y,EU
(B)=YT359Y,EU
(C)=

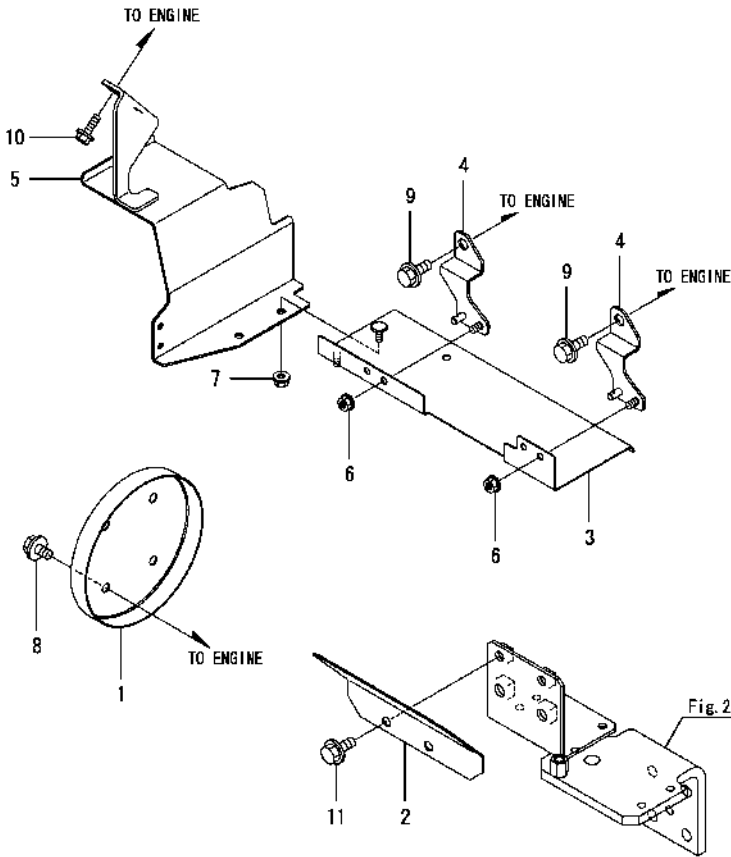
(D)=
(E)=
(F)=



No.	Lev.	Parts No.	Description	Q'ty						I	R
				(A)	(B)	(C)	(D)	(E)	(F)		
1	1	129301-03660	CLAMP 15		2						
2	1	1A8042-04510	HOSE, FUEL 1150		1						
3	1	1A8060-04520	HOSE, FUEL 1250		1						
4	1	1A8042-04540	HOSE, FUEL 360		1						
5	1	1A8470-04600	HOSE, FUEL 250		1						
6	1	1A8470-04610	HOSE, FUEL 450		1						
7	1	1A8470-04680	HOSE, FUEL 1350		1						
8	1	1A8470-04730	HOSE, FUEL 500		1						
9	1	1A7180-04850	JOINT, FO HOSE		1						
10	1	1A7180-04850	JOINT, FO HOSE		1						
11	1	1A8066-04910	HOSE, FUEL 900		1						
12	1	1A8275-51670	CLIP, M8 HOLE		5						
13	1	1A8275-51670	CLIP, M8 HOLE		17						
14	1	198133-52170	TUBE, CORRUGATED 13		2						
15	1	1A7610-52170	TUBE, 15X400		2						
16	1	114270-59010	CLAMP, HOSE 12		14						
17	1	114270-59010	CLAMP, HOSE 12		4						
18	1	23980-730580	HOSE, 7.3X 580		1						
19	1	23980-731040	HOSE, 7.3X1040		1						

(A)=YT347Y,EU
(B)=YT359Y,EU
(C)=

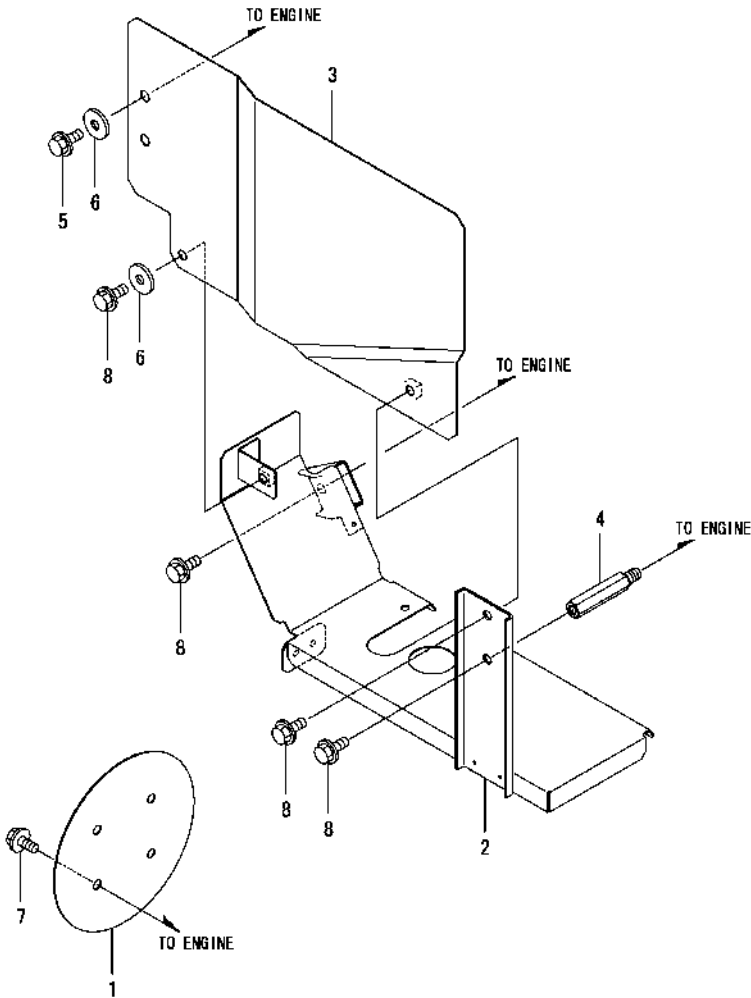
(D)=
(E)=
(F)=



No.	Lev.	Parts No.	Description	Q'ty						I	R
				(A)	(B)	(C)	(D)	(E)	(F)		
1	1	1A8470-05210	COVER, PULLEY ROPS	1							
2	1	1A8470-05310	COVER,GENERATOR	1							
3	1	1A8470-05500	PLATE ASSY, SHUTTER	1							
4	1	1A8470-05531	STAY ASSY, SHUTTER	2							
5	1	1A8470-05550	PLATE ASSY,SHUTTER F	1							
6	1	194990-22130	NUT, M6	2							
7	1	194990-22130	NUT, M6	2							
8	1	26106-080122	BOLT, M8X 12 PLATED	4							
9	1	26106-080162	BOLT, M8X 16 PLATED	2							
10	1	26106-080162	BOLT, M8X 16 PLATED	2							
11	1	26106-080162	BOLT, M8X 16 PLATED	2							

(A)=YT347Y,EU
(B)=YT359Y,EU
(C)=

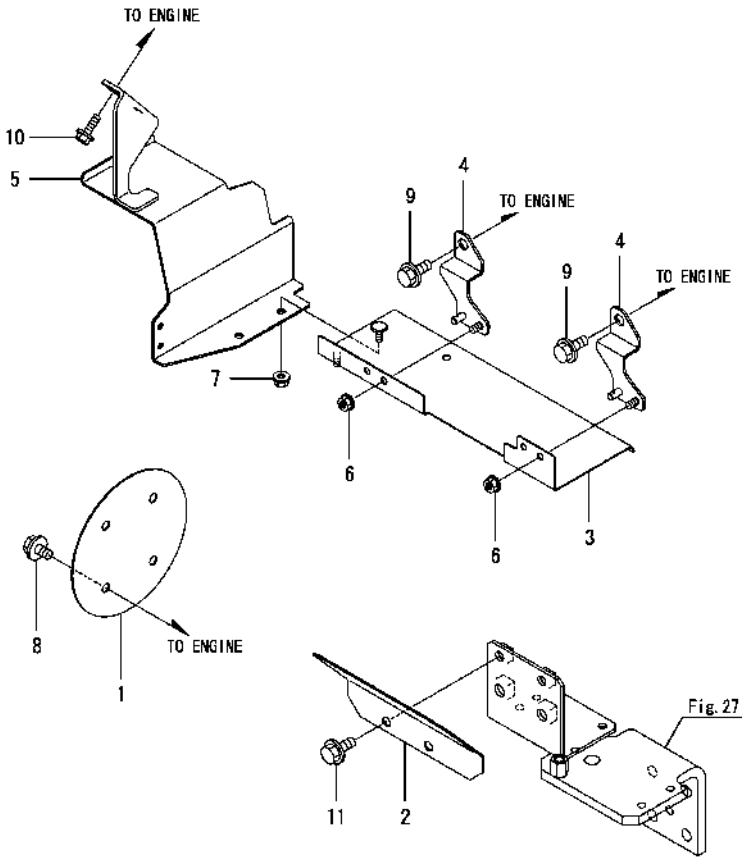
(D)=
(E)=
(F)=



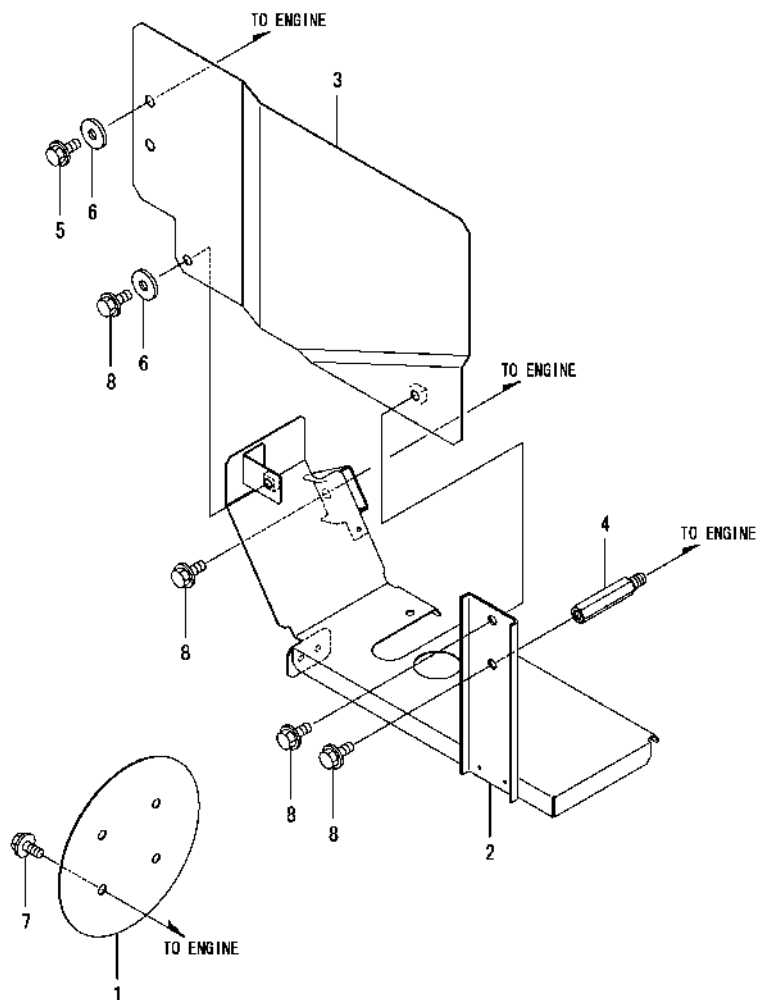
No.	Lev.	Parts No.	Description	Q'ty						I	R
				(A)	(B)	(C)	(D)	(E)	(F)		
1	1	1A8480-05210	COVER, PULLEY ROPS		1						
2	1	1A8480-05501	COVER ASSY, STARTER		1						
3	1	1A8480-05550	COVER, MANIFOLD		1						
4	1	1A8042-05610	BOLT, M10-M8		1						
5	1	119802-13811	BOLT, M8X12 10.9T		2						
6	1	22157-080000	WASHER, 8		3						
7	1	26106-080122	BOLT, M8X 12 PLATED		4						
8	1	26106-080122	BOLT, M8X 12 PLATED		4						

(A)=YT347Y,EU
(B)=YT359Y,EU
(C)=

(D)=
(E)=
(F)=

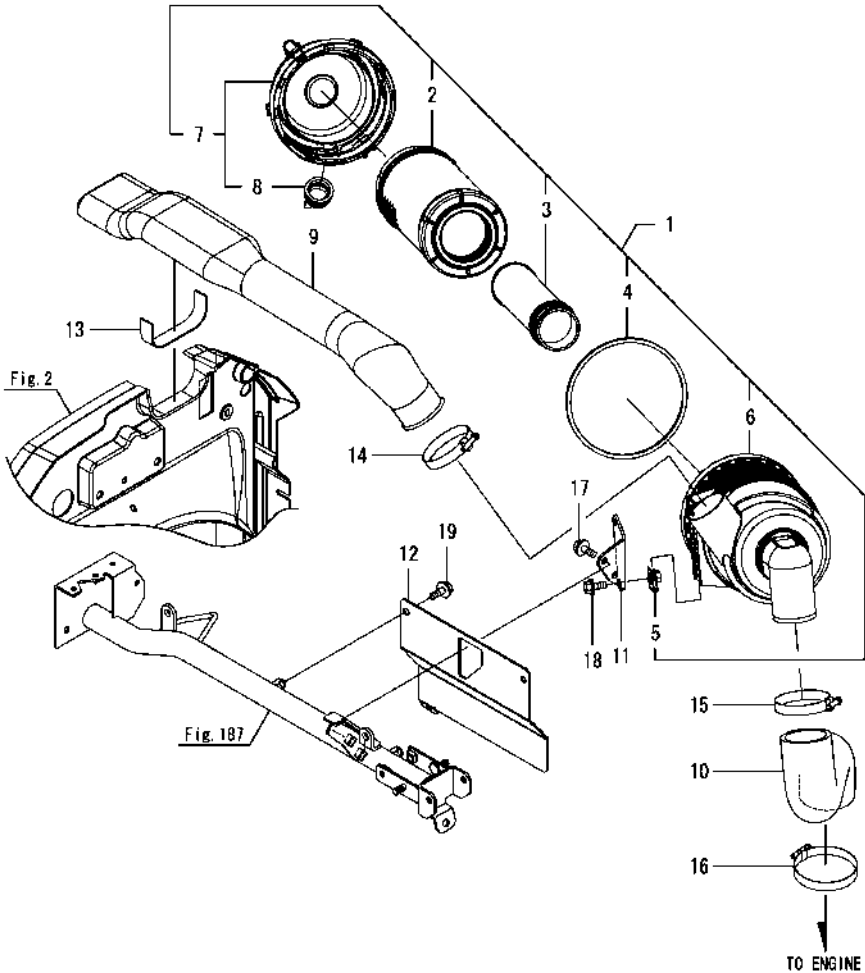


No.	Lev.	Parts No.	Description	Q'ty						I	R
				(A)	(B)	(C)	(D)	(E)	(F)		
1	1	1A8474-05210	COVER, PULLEY CAB	1							
2	1	1A8470-05310	COVER,GENERATOR	1							
3	1	1A8470-05500	PLATE ASSY, SHUTTER	1							
4	1	1A8470-05531	STAY ASSY, SHUTTER	2							
5	1	1A8470-05550	PLATE ASSY,SHUTTER F	1							
6	1	194990-22130	NUT, M6	2							
7	1	194990-22130	NUT, M6	2							
8	1	26106-080122	BOLT, M8X 12 PLATED	4							
9	1	26106-080162	BOLT, M8X 16 PLATED	2							
10	1	26106-080162	BOLT, M8X 16 PLATED	2							
11	1	26106-080162	BOLT, M8X 16 PLATED	2							



No.	Lev.	Parts No.	Description	Q'ty						I	R
				(A)	(B)	(C)	(D)	(E)	(F)		
1	1	1A8484-05210	COVER, PULLEY CAB		1						
2	1	1A8480-05501	COVER ASSY, STARTER		1						
3	1	1A8480-05550	COVER, MANIFOLD		1						
4	1	1A8042-05610	BOLT, M10-M8		1						
5	1	119802-13811	BOLT, M8X12 10.9T		2						
6	1	22157-080000	WASHER, 8		3						
7	1	26106-080122	BOLT, M8X 12 PLATED		4						
8	1	26106-080122	BOLT, M8X 12 PLATED		4						

Fig.25. AIR CLEANER



(A)=YT347Y,EU
(B)=YT359Y,EU
(C)=

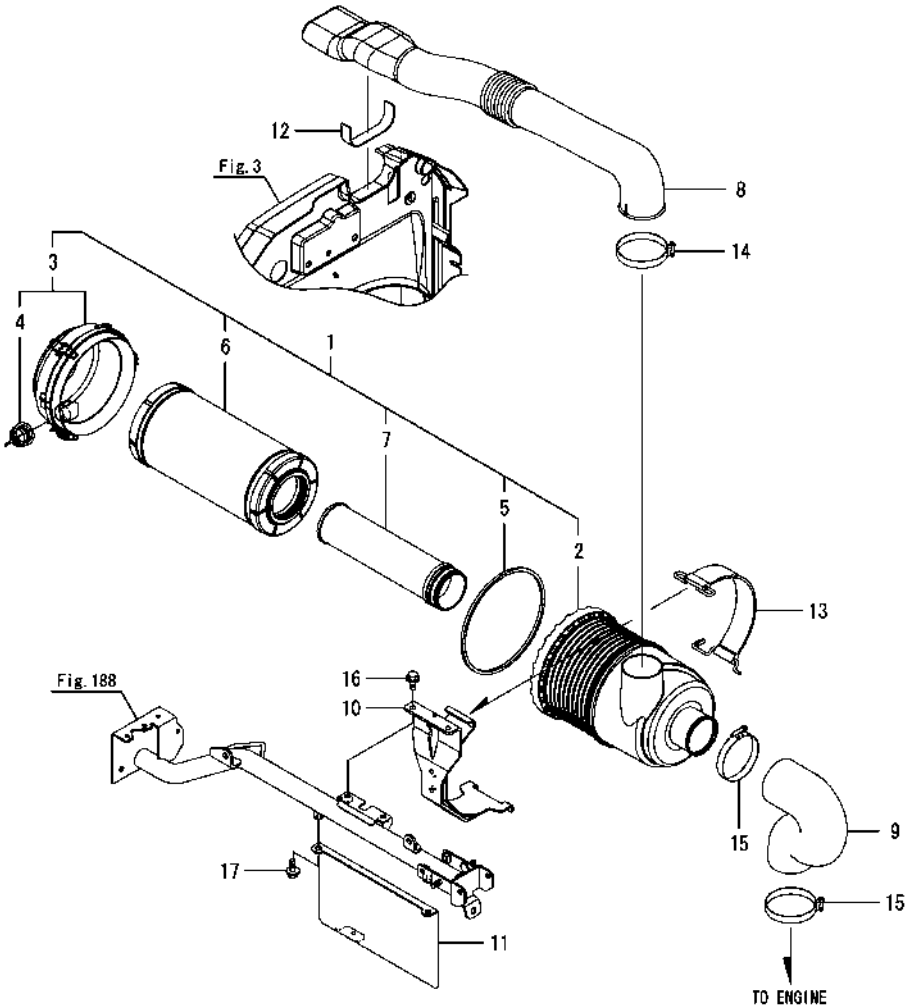
(D)=
(E)=
(F)=

No.	Lev.	Parts No.	Description	Q'ty						I	R
				(A)	(B)	(C)	(D)	(E)	(F)		
1	1	1A8475-06100	CLEANER ASSY,AIR5.5W	1							
2	2	1A8240-05110	ELEMENT ASSY, OUTER	1							
3	2	1A8240-05120	ELEMENT ASSY, INNER	1							
4	2	1A8240-05130	GASKET, AIR CLEANER	1							
5	2	1A8240-05180	CLIP NUT, M8	2							
6	2	1A8470-06150	CASE ASSY, CLEANER	1							
7	2	1A8470-06160	CAP ASSY,CLEANER	1							
8	3	1A8240-05170	VALVE, UNLOADER	1							
9	1	1A8470-06110	HOSE, AIR INTAKE IN	1							
10	1	1A8470-06120	HOSE, AIR INTAKE OUT	1							
11	1	1A8470-06200	BRACKET, AIR CLEANER	1							
12	1	1A8470-06300	PLATE, HEAT SHIELD	1							
13	1	1A8470-06401	RUBBER, INTAKE HOSE	1							
14	1	23000-070000	CLAMP, 70	1							
15	1	23000-070000	CLAMP, 70	1							
16	1	23000-080000	CLAMP, 80	1							
17	1	26106-080162	BOLT, M8X 16 PLATED	2							
18	1	26106-080162	BOLT, M8X 16 PLATED	2							
19	1	26106-080162	BOLT, M8X 16 PLATED	2							

(A)=YT347Y,EU
(B)=YT359Y,EU
(C)=

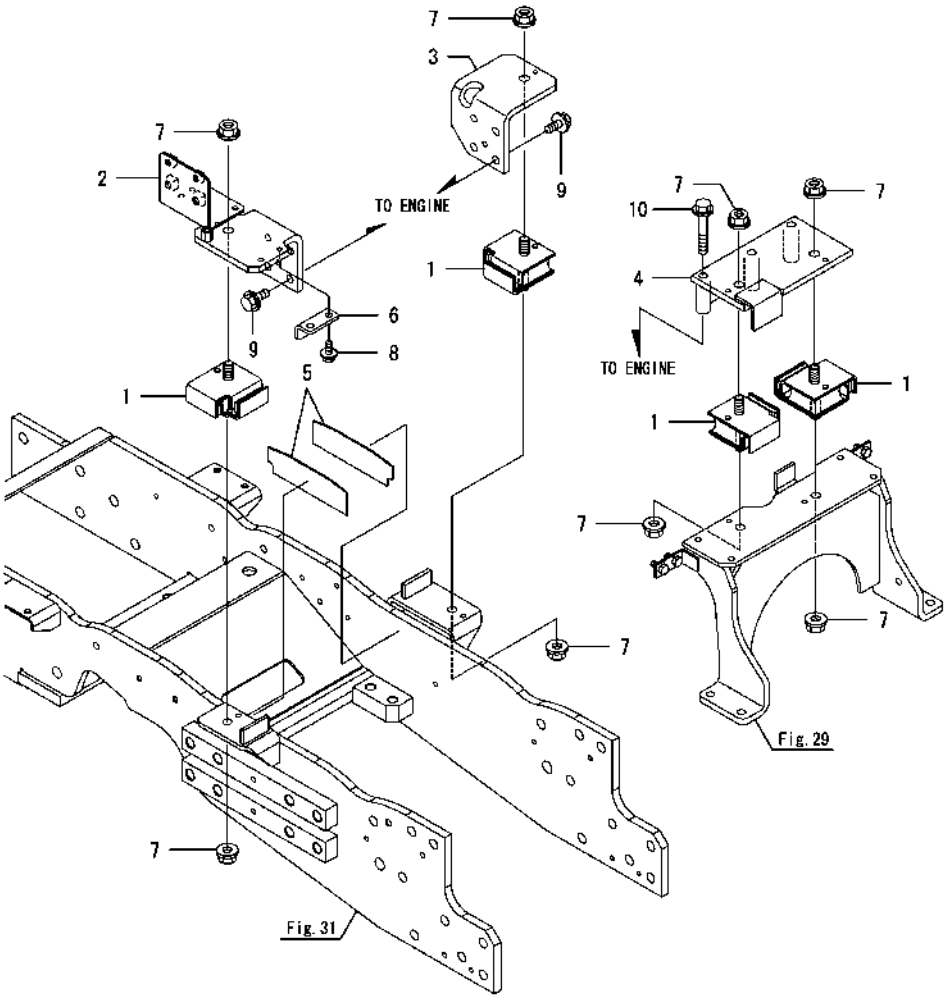
(D)=
(E)=
(F)=

No.	Lev.	Parts No.	Description	Q'ty						I	R
				(A)	(B)	(C)	(D)	(E)	(F)		
1	1	1A8485-06100	CLEANER ASSY,AIR6.5W		1						
2	2	1A8480-06150	CASE ASSY, CLEANER		1						
3	2	1A8480-06160	CAP ASSY,CLEANER		1						
4	3	1A8296-12540	VALVE, UNLOADER		1						
5	2	1A8480-06170	GASKET, AIR CLEANER		1						
6	2	172B06-11510	ELEMENT		1						
7	2	172B06-11520	ELEMENT		1						
8	1	1A8480-06110	HOSE, AIR INTAKE IN		1						
9	1	1A8480-06120	HOSE, AIR INTAKE OUT		1						
10	1	1A8480-06200	BRACKET ASSY,CLEANER		1						
11	1	1A8480-06300	PLATE, HEAT SHIELD		1						
12	1	1A8470-06401	RUBBER, INTAKE HOSE		1						
13	1	119865-12600	BAND ASSY, CLEANER		1						
14	1	23000-080000	CLAMP, 80		1						
15	1	23000-080000	CLAMP, 80		2						
16	1	26106-080162	BOLT, M8X 16 PLATED		2						
17	1	26106-080162	BOLT, M8X 16 PLATED		2						



(A)=YT347Y,EU
(B)=YT359Y,EU
(C)=

(D)=
(E)=
(F)=



No.	Lev.	Parts No.	Description	Q'ty						I	R
				(A)	(B)	(C)	(D)	(E)	(F)		
1	1	1A8470-07100	RUBBER, ABSORBER 380	4							
2	1	1A8470-07202	BRACKET ASSY, MOUNT L	1							
3	1	1A8470-07211	BRACKET ASSY, MOUNT R	1							
4	1	1A8470-07260	BRACKET ASSY, MOUNT	1							
5	1	1A8480-07501	SEAL, ENGINE MOUNT	2							
6	1	1A8470-07600	STOPPER, ABSORBER	1							
7	1	194990-22160	NUT, M12	8							
8	1	26106-080162	BOLT, M8X 16 PLATED	2							
9	1	26106-100202	BOLT, M10X 20 PLATED	8							
10	1	26106-100652	BOLT, M10X 65 PLATED	3							

(A)=YT347Y,EU
(B)=YT359Y,EU
(C)=

(D)=
(E)=
(F)=

No.	Lev.	Parts No.	Description	Q'ty						I	R
				(A)	(B)	(C)	(D)	(E)	(F)		
1	1	1A8470-07100	RUBBER, ABSORBER 380		4						
2	1	1A8480-07201	BRACKET ASSY,MOUNT L		1						
3	1	1A8480-07210	BRACKET ASSY,MOUNT R		1						
4	1	1A8480-07260	BRACKET ASSY, MOUNT		1						
5	1	1A8480-07501	SEAL, ENGINE MOUNT		2						
6	1	194990-22160	NUT, M12		8						
7	1	26106-100202	BOLT, M10X 20 PLATED		8						
8	1	26106-100252	BOLT, M10X 25 PLATED		4						

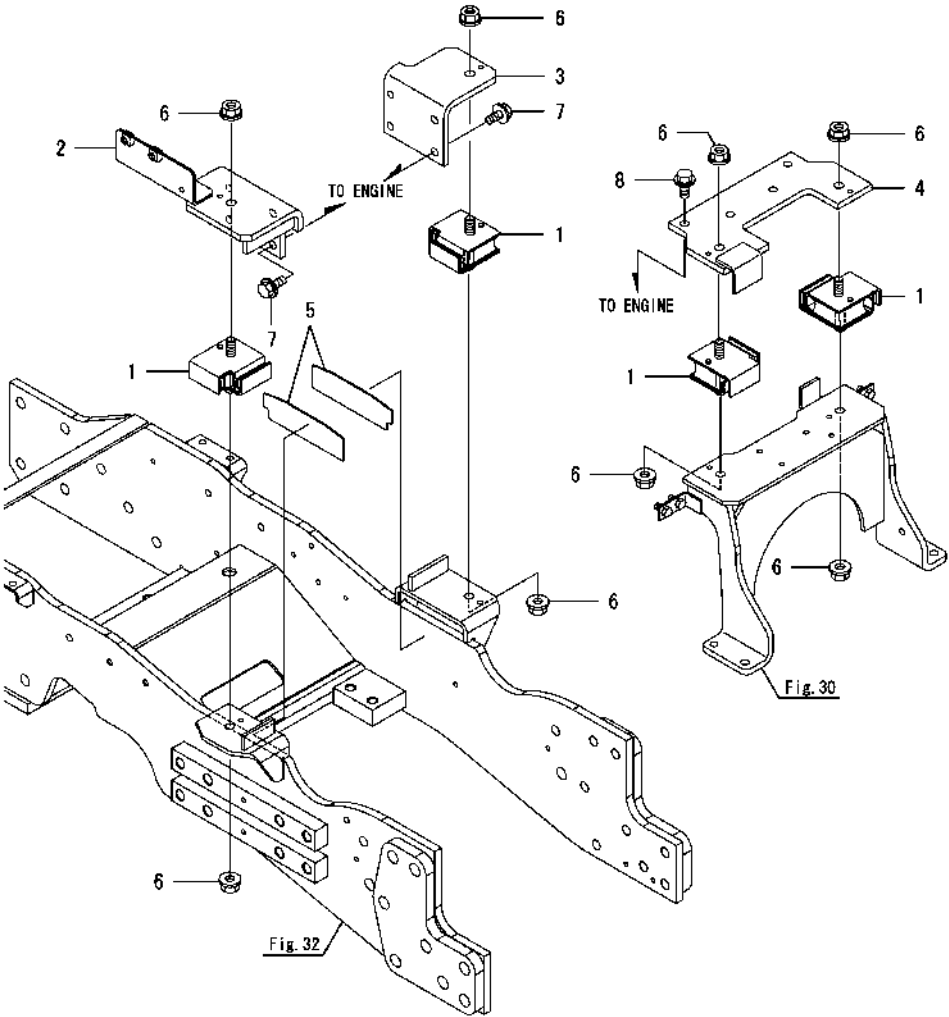


Fig.29. ENGINE MOUNT(TRANSMISSION)

(D)=
(E)=
(F)=

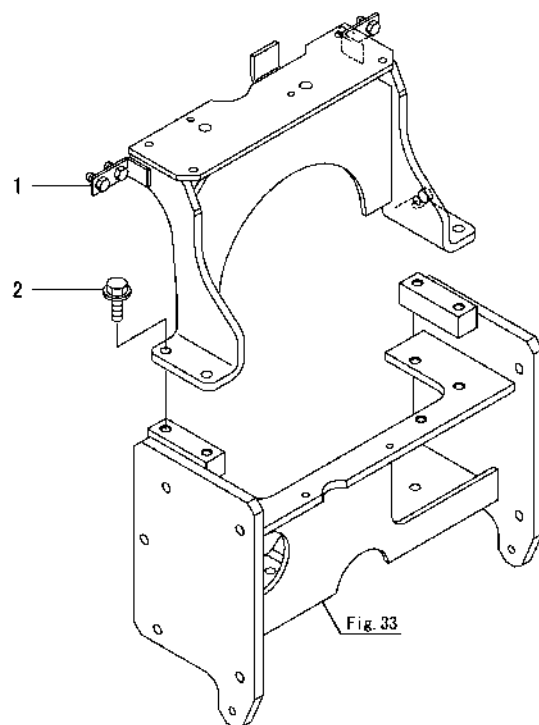


Fig. 33

No.	Lev.	Parts No.	Description	Q'ty						I	R
				(A)	(B)	(C)	(D)	(E)	(F)		
1	1	1A8470-07250	BRACKET ASSY, BRIGE	1							
2	1	26106-100302	BOLT, M10X 30 PLATED	4							

Fig.30. ENGINE MOUNT(TRANSMISSION)

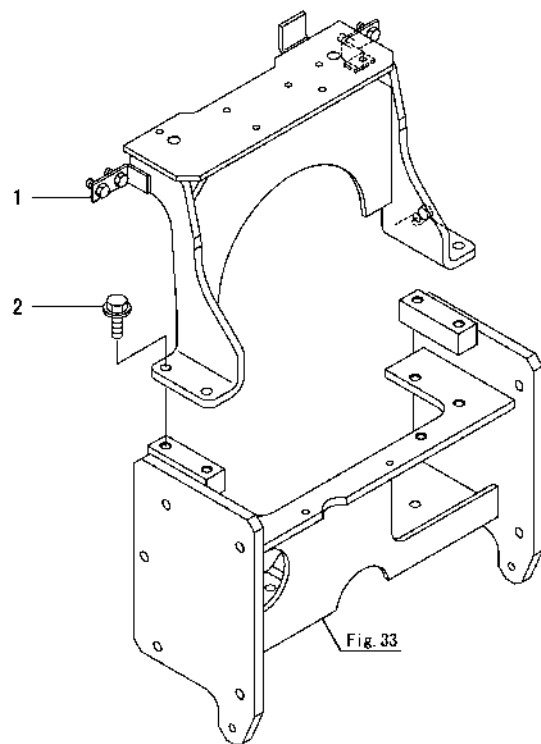


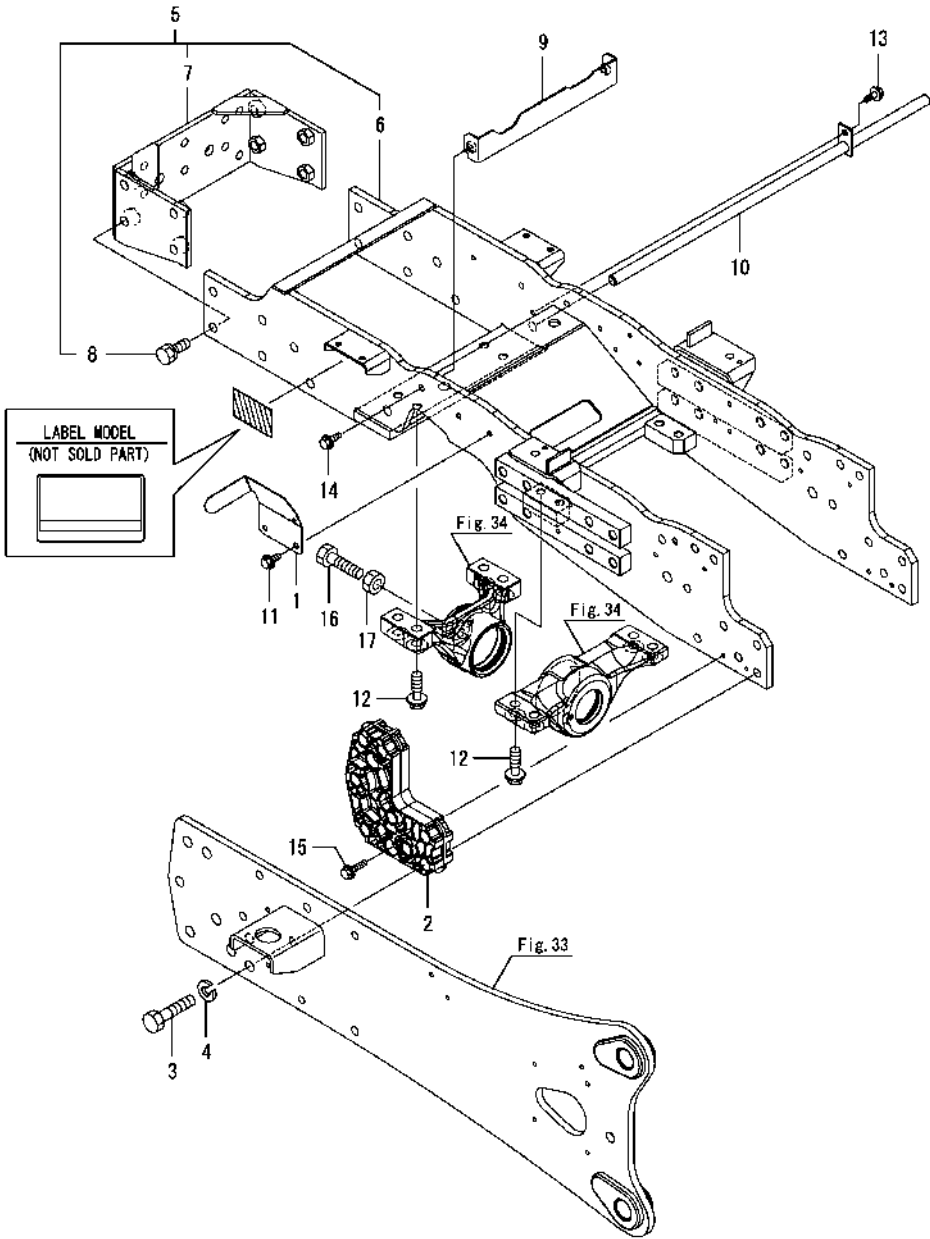
Fig. 33

(D)=
(E)=
(F)=

No.	Lev.	Parts No.	Description	Q'ty						I	R
				(A)	(B)	(C)	(D)	(E)	(F)		
1	1	1A8480-07250	BRACKET ASSY,BRIDGE		1						
2	1	26106-100302	BOLT. M10X 30 PLATED		4						

(A)=YT347Y,EU
(B)=YT359Y,EU
(C)=

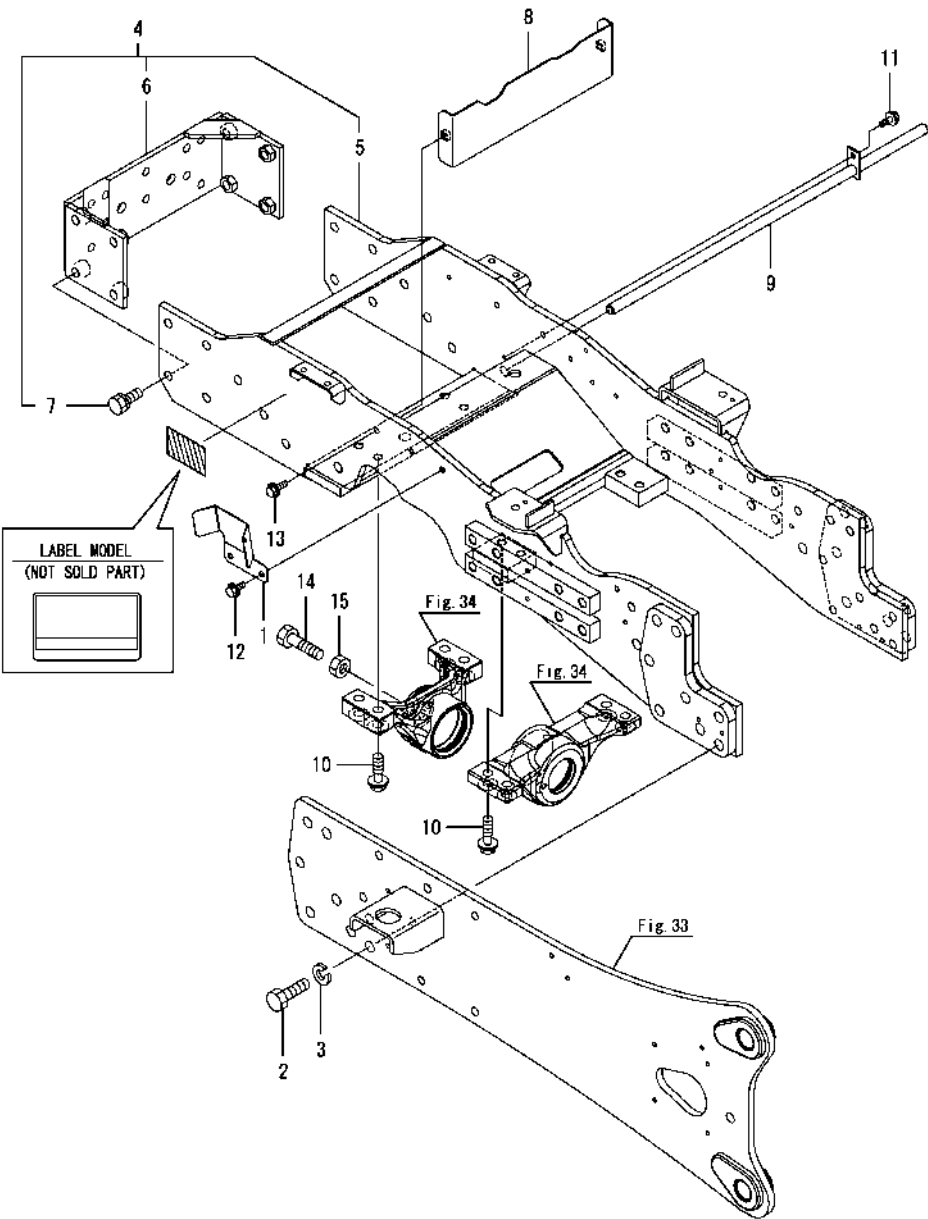
(D)=
(E)=
(F)=



No.	Lev.	Parts No.	Description	Q'ty						I	R
				(A)	(B)	(C)	(D)	(E)	(F)		
1	1	1A8470-05600	PLATE, SHUTTER L	1							
2	1	1A7180-10830	SPACER	2							
3	1	1A7180-10860	BOLT, M16X70	14							
4	1	1A7180-10870	WASHER, SPRING 16	14							
5	1	1A8475-11050	BRACKET KIT, FA	1							
6	2	1A8475-11101	BRACKET ASSY, AXLE	1							
7	2	1A8475-11301-1	BUMPER ASSY, FRONT	1							
8	2	26013-140402	BOLT, M14X 40	8							
9	1	1A8475-11261	PLATE, SHUTTER A	1							
10	1	1A8475-17900	GUARD, PST CYLINDER	1							
11	1	198460-83350	BOLT, M8X16	2							
12	1	1A6680-85980	BOLT, M14X45	8							
13	1	26106-080162	BOLT, M8X 16 PLATED	1							
14	1	26106-080252	BOLT, M8X 25 PLATED	2							
15	1	26106-080352	BOLT, M8X 35 PLATED	4							
16	1	26116-160604	BOLT, M16X 60 PLATED	1							
17	1	26716-160002	NUT, M16	1							

(A)=YT347Y,EU
(B)=YT359Y,EU
(C)=

(D)=
(E)=
(F)=



No.	Lev.	Parts No.	Description	Q'ty						I	R
				(A)	(B)	(C)	(D)	(E)	(F)		
1	1	1A8480-05600	PLATE, SHUTTER L		1						
2	1	1A7210-10860	BOLT, M16X50		14						
3	1	1A7180-10870	WASHER, SPRING 16		14						
4	1	1A8485-11050	BRACKET KIT, FA		1						
5	2	1A8485-11101	BRACKET ASSY, AXLE		1						
6	2	1A8485-11301-1	BUMPER ASSY, FRONT		1						
7	2	26013-140402	BOLT, M14X 40		8						
8	1	1A8485-11260	PLATE, SHUTTER A		1						
9	1	1A8485-17900	GUARD, PST CYLINDER		1						
10	1	1A6680-85980	BOLT, M14X45		8						
11	1	26106-080162	BOLT, M8X 16 PLATED		1						
12	1	26106-080162	BOLT, M8X 16 PLATED		2						
13	1	26106-080252	BOLT, M8X 25 PLATED		2						
14	1	26116-160604	BOLT, M16X 60 PLATED		1						
15	1	26716-160002	NUT, M16		1						

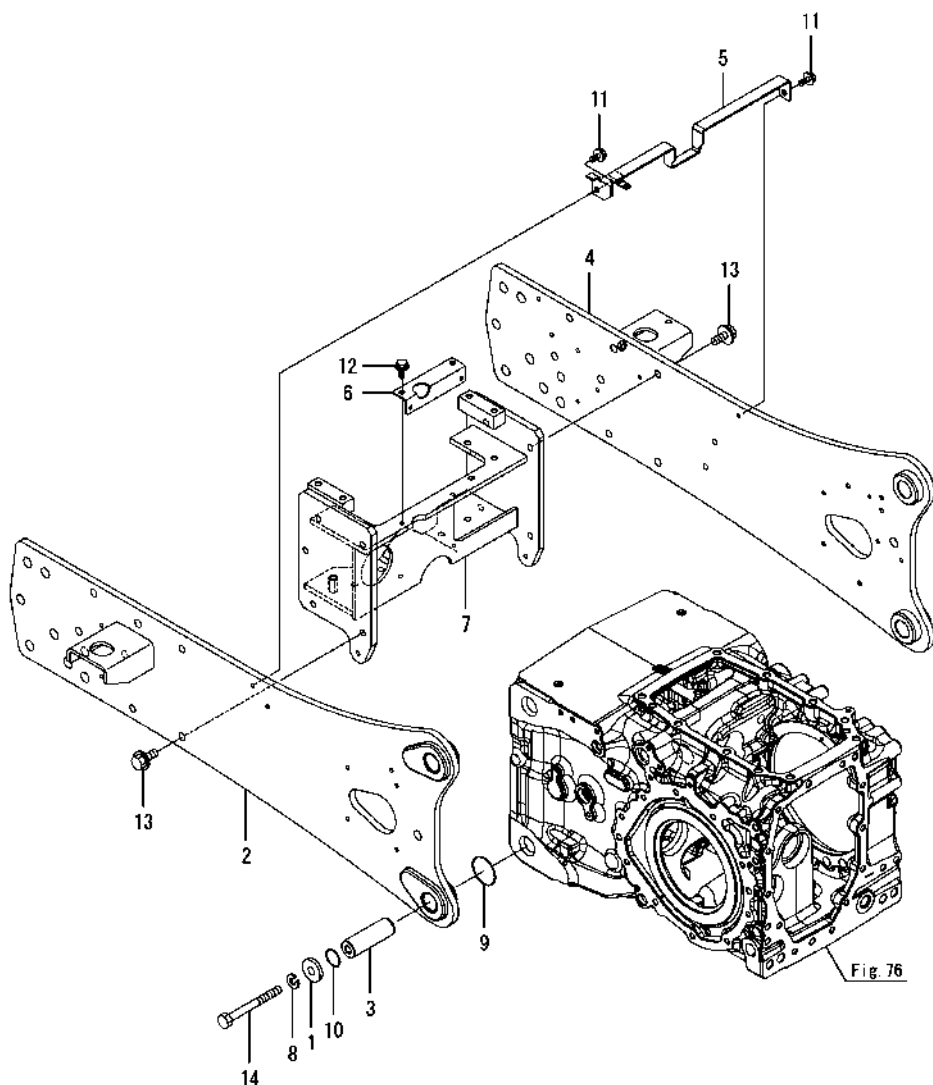
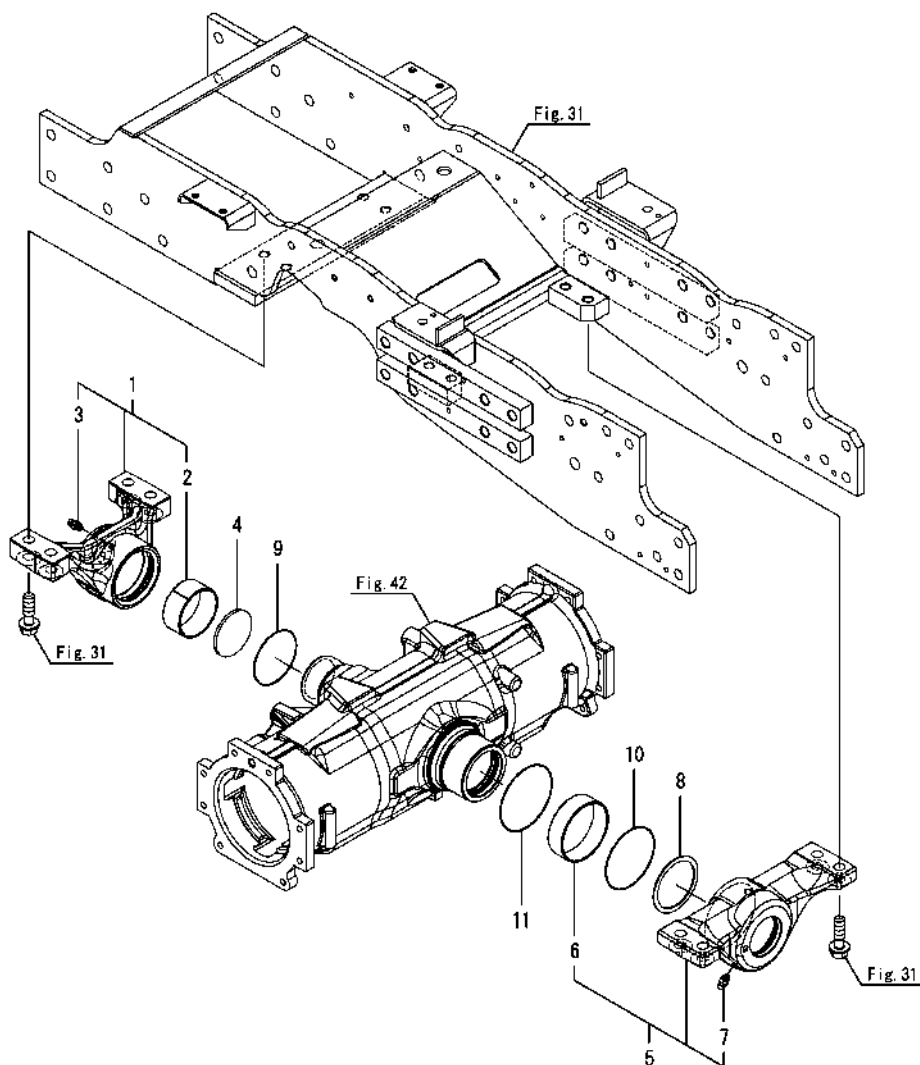


Fig. 76

No.	Lev.	Parts No.	Description	Q'ty						I	R
				(A)	(B)	(C)	(D)	(E)	(F)		
1	1	1A7180-10460	COLLAR, 40X13X6	4	4						
2	1	1A8470-10702	FRAME ASSY, REAR L	1	1						
3	1	1A8470-10780	PIN, FRAME	4	4						
4	1	1A8470-10802	FRAME ASSY, REAR R	1	1						
5	1	1A8470-10940	GUARD ASSY, JOINT	1	1						
6	1	1A8470-10960	STAY, HOSE	1	1						
7	1	1A8470-11800	FRAME ASSY, BRIDGE	1	1						
8	1	22217-120000	WASHER, SPRING 12	4	4						
9	1	24311-000500	O-RING, 1AP50.0	4	4						
10	1	24351-240300	O-RING, 1A24030	4	4						
11	1	26106-080162	BOLT, M8X 16 PLATED	2	2						
12	1	26106-080162	BOLT, M8X 16 PLATED	2	2						
13	1	26106-120252	BOLT, M12X 25 PLATED	10	10						
14	1	26116-121202	BOLT, M12X120 PLATED	4	4						

(A)=YT347Y,EU
(B)=YT359Y,EU
(C)=

(D)=
(E)=
(F)=

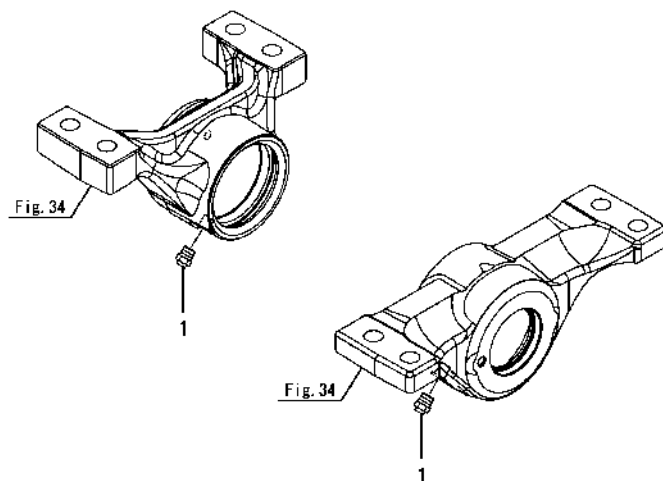


No.	Lev.	Parts No.	Description	Q'ty						I	R
				(A)	(B)	(C)	(D)	(E)	(F)		
1	1	1A8470-11500	SUPPORT ASSY,FRONT F	1	1						
2	2	1A8470-11520	BUSH, 65X70X30	1	1						
3	2	24761-010000	NIPPLE, GREASE M6F	1	1						
4	1	1A8470-11540	WASHER, THRUST 65X4	1	1						
5	1	1A8470-11550	SUPPORT ASSY,FRONT R	1	1						
6	2	1A8470-11570	BUSH, 80X85X25	1	1						
7	2	24761-010000	NIPPLE, GREASE M6F	1	1						
8	1	1A8470-11590	WASHER, 67X80X1.6	1	1						
9	1	24311-000700	O-RING, 1AP70.0	1	1						
10	1	24311-000800	O-RING, 1AP80.0	1	1						
11	1	24311-000850	O-RING, 1AP85.0	1	1						

Fig.35. BREATHING

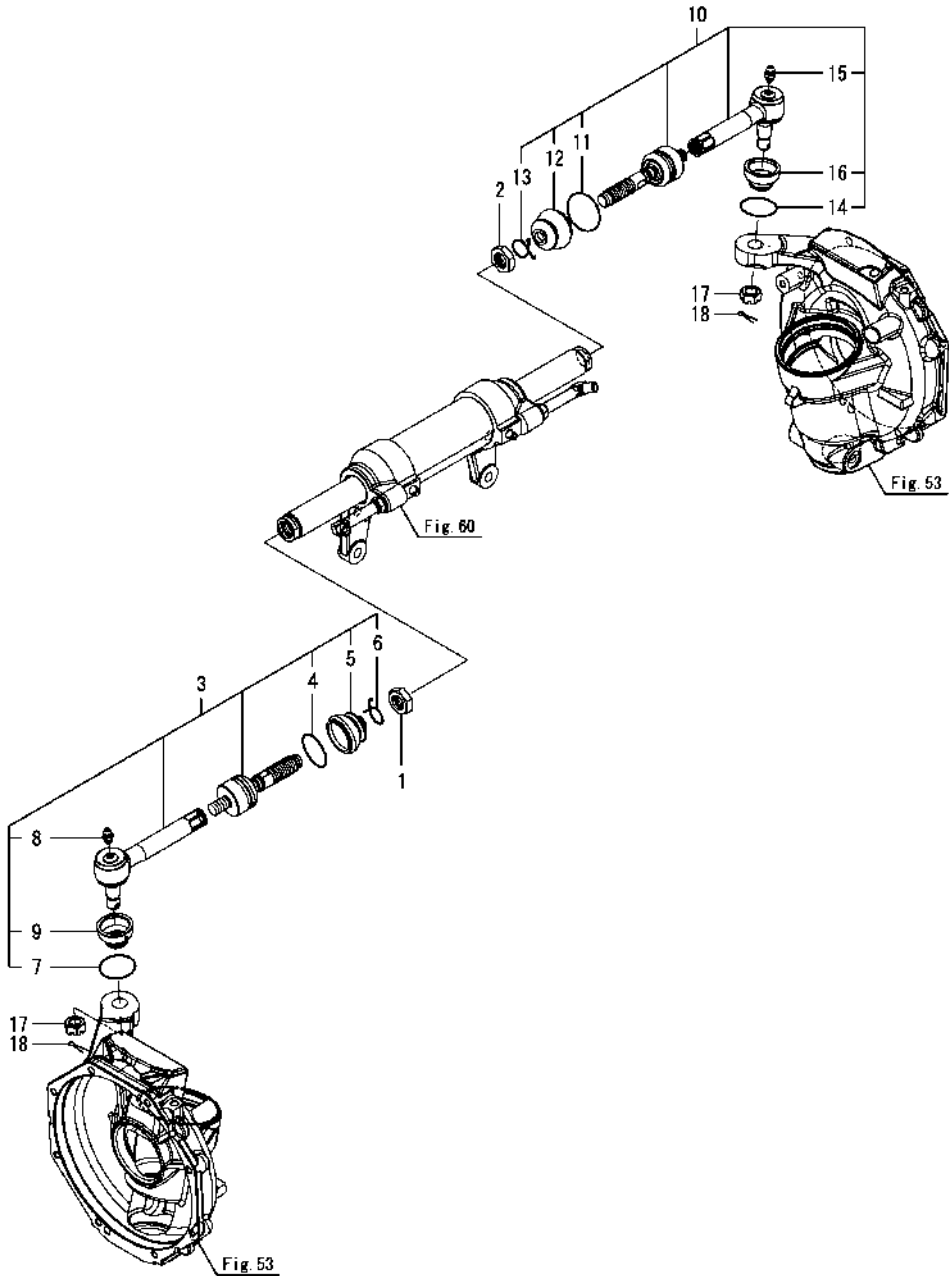
(D)=
(E)=
(F)=

No.	Lev.	Parts No.	Description	Q'ty						I	R
				(A)	(B)	(C)	(D)	(E)	(F)		
1	1	1A7815-32810	BREATHER, GREASE	2	2						



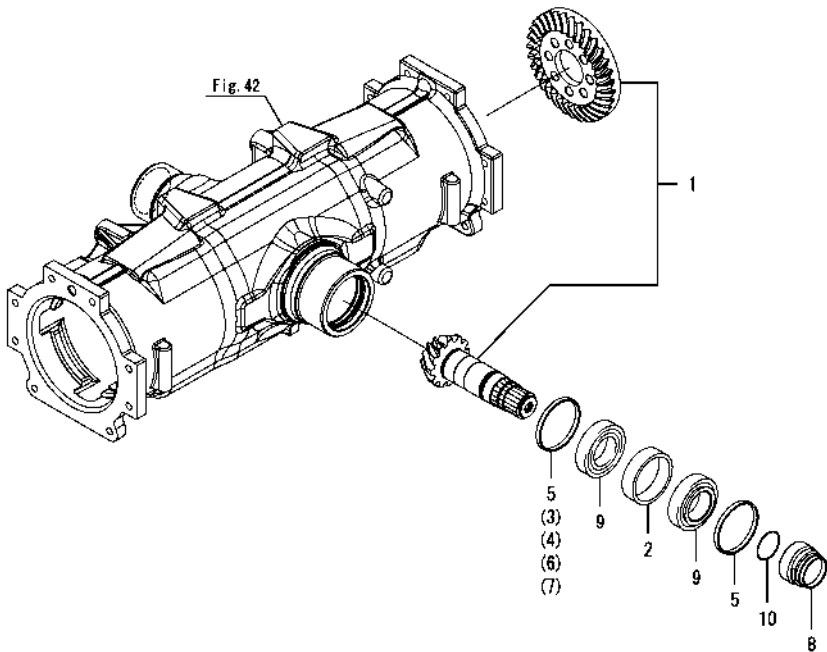
(A)=YT347Y,EU
(B)=YT359Y,EU
(C)=

(D)=
(E)=
(F)=



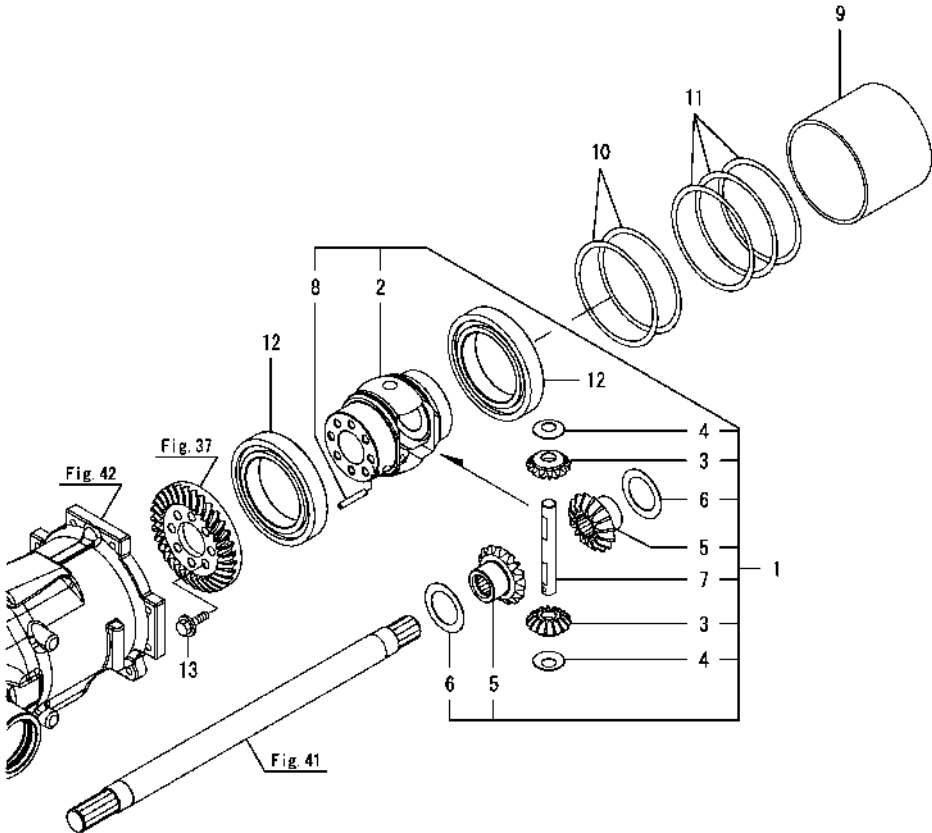
No.	Lev.	Parts No.	Description	Q'ty						I	R
				(A)	(B)	(C)	(D)	(E)	(F)		
1	1	1A8470-12280	NUT, M22X1.5	1	1						
2	1	1A8470-12290	NUT, M22X1.5 L	1	1						
3	1	1A8470-12300	TIE-ROD ASSY, L	1	1						
4	2	1A8470-12330	BAND, BOOTS	1	1						
5	2	1A8470-12340	COVER, DUST	1	1						
6	2	1A8470-12350	BAND, BOOTS	1	1						
7	2	1A8310-12610	BAND, BOOTS	1	1						
8	2	1A8310-12620	NIPPLE, GREASE	1	1						
9	2	1A8310-12630	COVER, DUST	1	1						
10	1	1A8470-12400	TIE-ROD ASSY, R	1	1						
11	2	1A8470-12330	BAND, BOOTS	1	1						
12	2	1A8470-12340	COVER, DUST	1	1						
13	2	1A8470-12350	BAND, BOOTS	1	1						
14	2	1A8310-12610	BAND, BOOTS	1	1						
15	2	1A8310-12620	NIPPLE, GREASE	1	1						
16	2	1A8310-12630	COVER, DUST	1	1						
17	1	194180-12471	NUT, CASTLE M16	2	2						
18	1	22417-400400	PIN, COTTER 4.0X40	2	2						

Fig.37. RING GEAR



0CNP6-M04380 Fig.37												
				(A)=YT347Y,EU					(D)=			
				(B)=YT359Y,EU					(E)=			
				(C)=					(F)=			
No.	Lev.	Parts No.	Description	Q'ty						I	R	
				(A)	(B)	(C)	(D)	(E)	(F)			
1	1	1A8470-13100	GEAR ASSY, RING	1	1							
2	1	1A7180-13150	COLLAR, 52.5X60.5X16	1	1							
3	1	1A7180-13380	COLLAR, 58X62X4.8	1	1						1	
4	1	1A7180-13390	COLLAR, 58X62X4.9	1	1						1	
5	1	1A7180-13400	COLLAR, 58X62X5.0	2	2						1	
6	1	1A7180-13410	COLLAR, 58X62X5.1	1	1						1	
7	1	1A7180-13420	COLLAR, 58X62X5.2	1	1						1	
8	1	198251-13670	COLLAR, DRIVE SEAL	1	1							
9	1	24141-320070	BEARING, 32007	2	2							
10	1	24341-000315	O-RING, 1AS31.5	1	1							

Fig.38. DIFFERENTIAL GEAR



(A)=YT347Y,EU
(B)=YT359Y,EU
(C)=

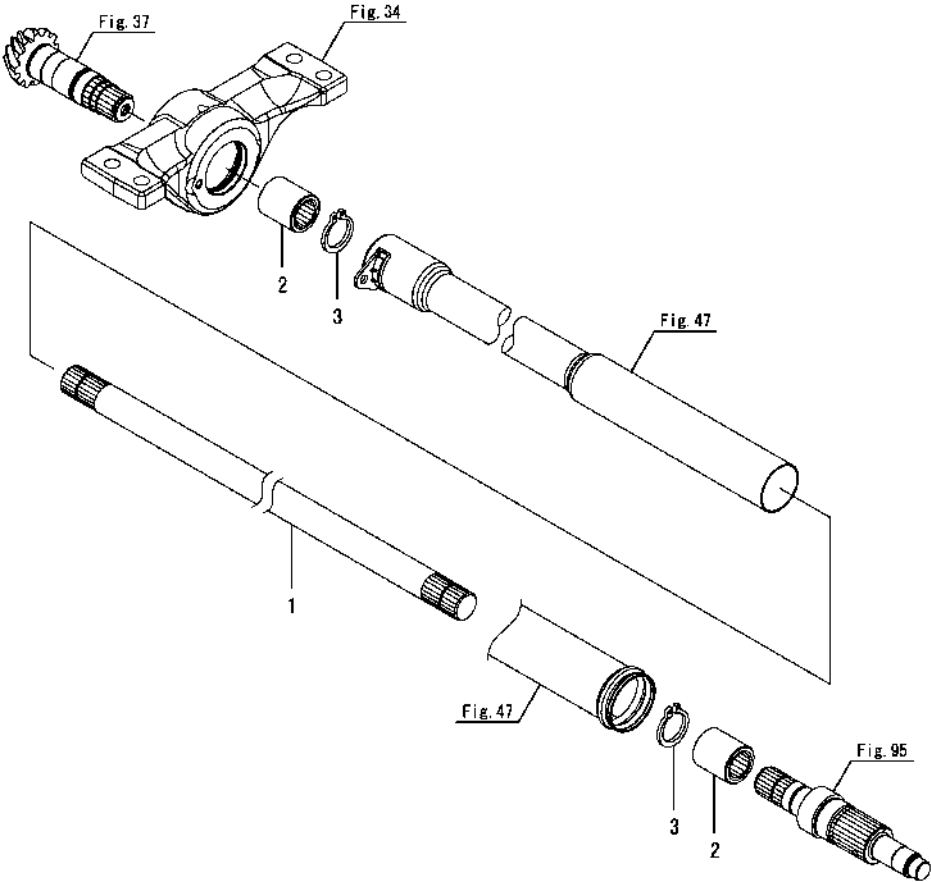
(D)=
(E)=
(F)=

No.	Lev.	Parts No.	Description	Q'ty						I	R
				(A)	(B)	(C)	(D)	(E)	(F)		
1	1	1A8470-13200	CASE ASSY, DIFF.	1	1						
2	2	1A8470-13210	CASE, DIFF.	1	1						
3	2	194321-13230	PINION, DIFFERENTIAL	2	2						
4	2	194465-13240	LINER, DIFF.PINION	2	2						
5	2	194321-13250	GEAR, DIFF.SIDE	2	2						
6	2	194465-13260	LINER, SIDE GEAR	2	2						
7	2	194321-13270	SHAFT, DIFF.PINION	1	1						
8	2	22351-060040	PIN, SPRING 6.0X40	1	1						
9	1	1A7180-13250	COLLAR	1	1						
10	1	1A7180-13260	SHIM, DIFFERENTIAL A	2	2						
11	1	1A7180-13270	SHIM, DIFFERENTIAL B	3	3						
12	1	24101-060174	BEARING, BALL 6017	2	2						
13	1	26106-100252	BOLT, M10X 25 PLATED	8	8						

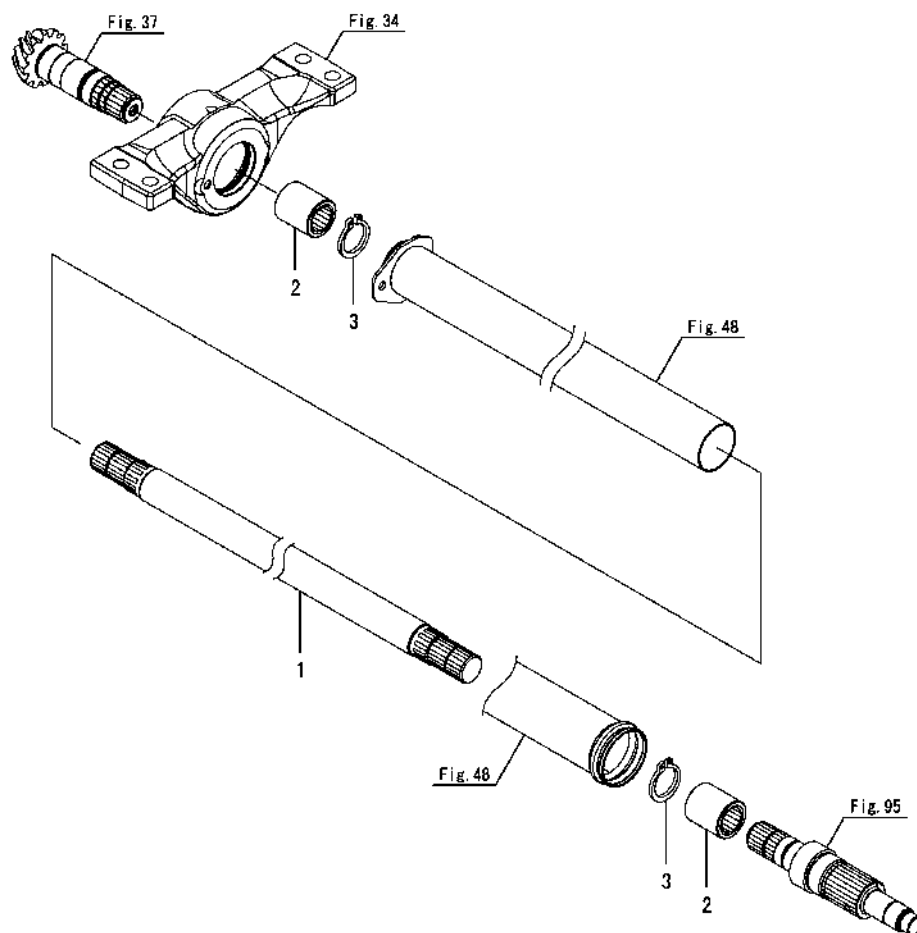
(A)=YT347Y,EU
(B)=YT359Y,EU
(C)=

(D)=
(E)=
(F)=

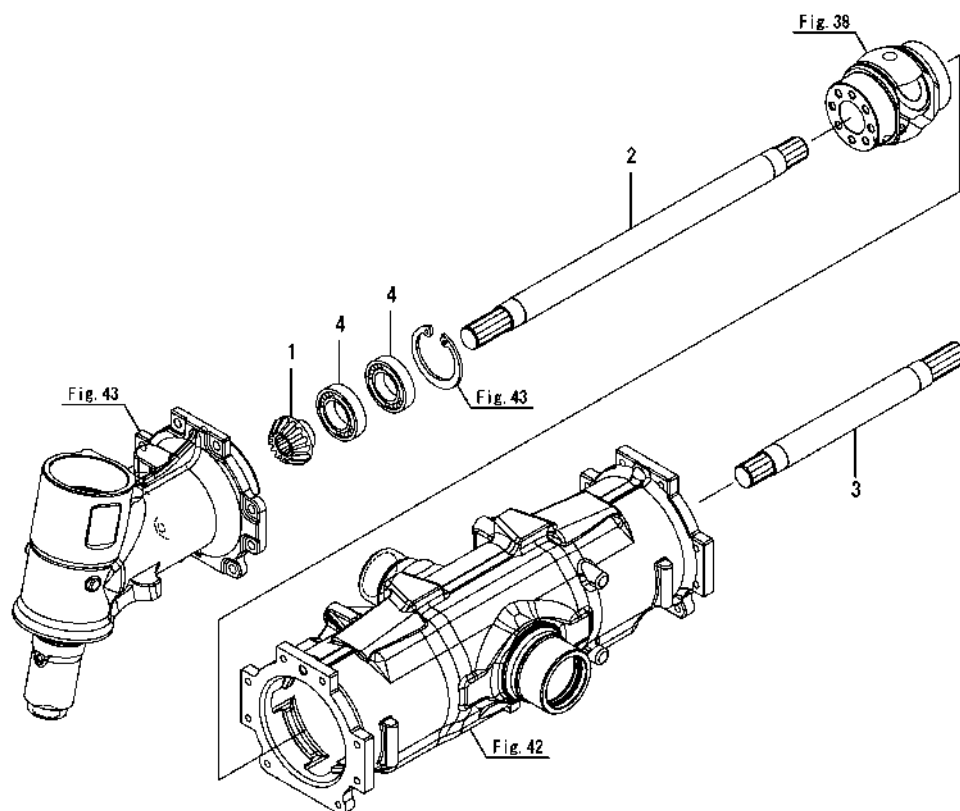
No.	Lev.	Parts No.	Description	Q'ty						I	R
				(A)	(B)	(C)	(D)	(E)	(F)		
1	1	1A7180-13300	SHAFT, PROPELLER	1							
2	1	194640-26130	COUPLING, PTO	2							
3	1	22242-000300	RING, 30	2							



No.	Lev.	Parts No.	Description	Q'ty						I	R
				(A)	(B)	(C)	(D)	(E)	(F)		
1	1	1A7210-13300	SHAFT, PROPELLER		1						
2	1	194640-26130	COUPLING, PTO		2						
3	1	22242-000300	RING, 30		2						



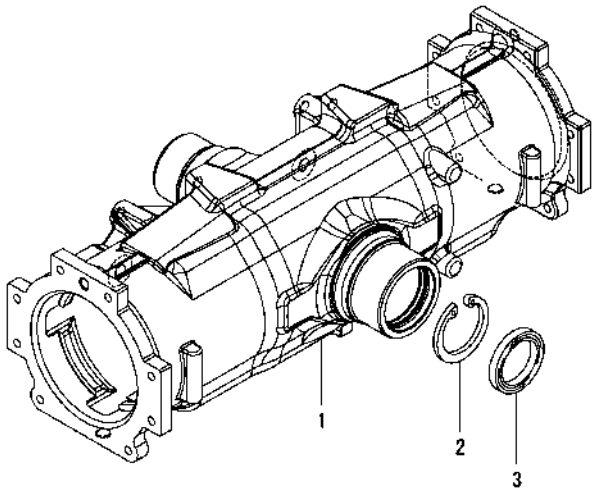
No.	Lev.	Parts No.	Description	(A)	(B)	(C)	(D)	(E)	(F)
1	1	1A7180-13520	PINION, 1ST SHAFT 12	2	2				
2	1	1A7180-13560	SHAFT, FRONT 1 L	1	1				
3	1	1A7180-13570	SHAFT, FRONT 1 R	1	1				
4	1	1A7180-13580	BEARING, HR6209UR	4	4				



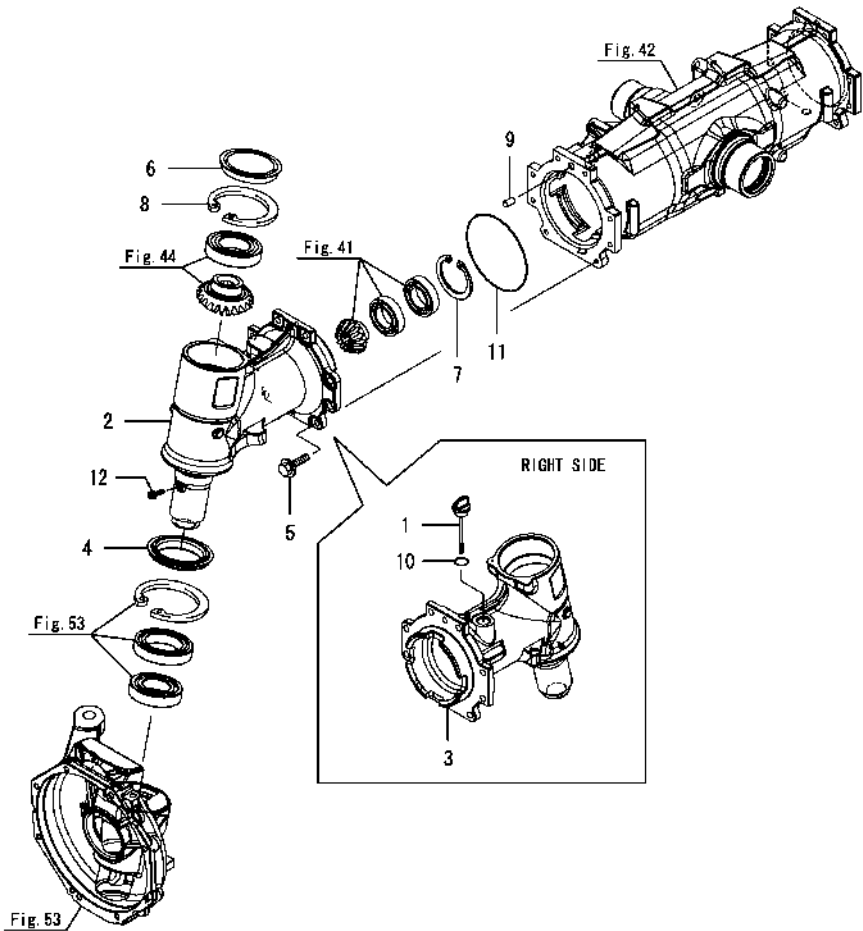
(A)=YT347Y,EU
(B)=YT359Y,EU
(C)=

(D)=
(E)=
(F)=

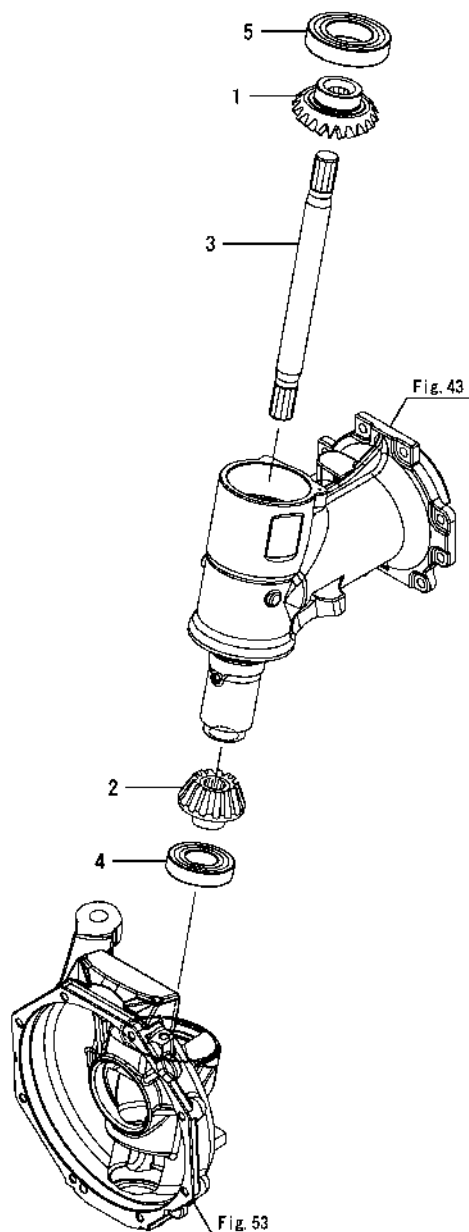
No.	Lev.	Parts No.	Description	Q'ty						I	R
				(A)	(B)	(C)	(D)	(E)	(F)		
1	1	1A8470-13610	HOUSING, FRONT AXLE	1	1						
2	1	22252-000620	RING, 62	1	1						
3	1	24421-456209	SEAL, OIL TC456209	1	1						



0CNP6-M04380 FRONT AXLE
Fig.43. FRONT GEAR CASE



										OCNP6-M04380						Fig.43	
										(A)=YT347Y,EU (B)=YT359Y,EU (C)=		(D)= (E)= (F)=					
No.	Lev.	Parts No.	Description	Q'ty		I		R									
				(A)	(B)	(C)	(D)	(E)	(F)								
1	1	194066-13640	PLUG, 20	1	1												
2	1	1A8470-13710	CASE, FRONT GEAR L	1	1												
3	1	1A8472-13720	CASE, FRONT GEAR R	1	1												
4	1	1A8470-13740	SEAL, QLF7510017	2	2												
5	1	1A8310-13910	BOLT, TENSION 10X30	16	16												
6	1	1C7100-15100	PLUG, BORE 90	2	2												
7	1	22252-000850	RING, 85	2	2												
8	1	22252-000900	RING, 90	2	2												
9	1	22312-100180	PIN, PARALLEL M10X18	2	2												
10	1	24311-000180	O-RING, 1AP18.0	1	1												
11	1	24321-001300	O-RING, 1AG130.0	2	2												
12	1	26450-080122	BOLT, M8X 12	2	2												



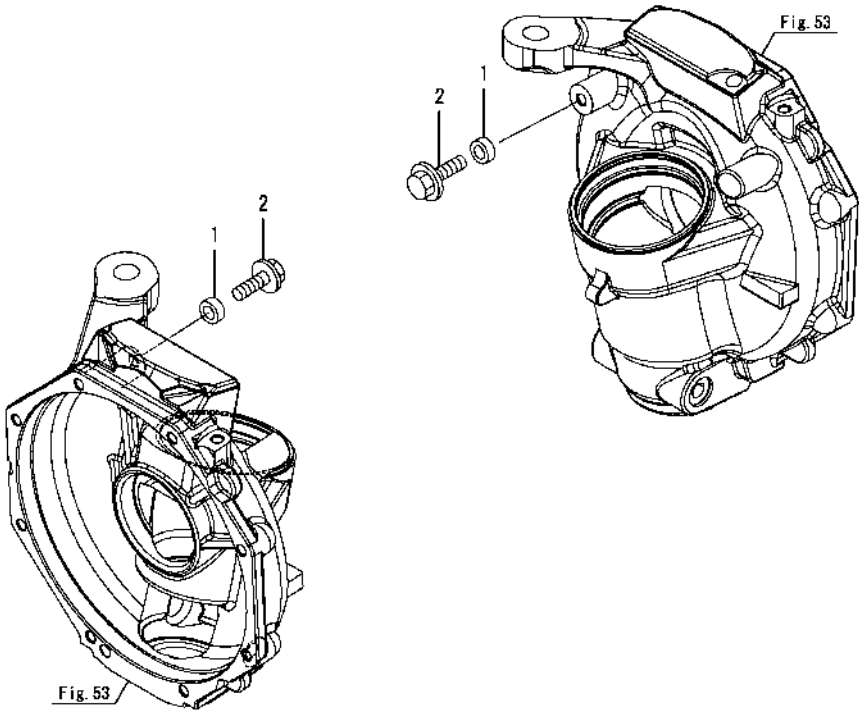
No.	Lev.	Parts No.	Description	Q'ty						I	R
				(A)	(B)	(C)	(D)	(E)	(F)		
1	1	1A7180-13820	GEAR, SHAFT Z=15	2	2						
2	1	1A7180-13830	PINION, FRONT FINAL	2	2						
3	1	1A7180-13870	SHAFT, FRONT 2	2	2						
4	1	1A7180-13880	BEARING, TM207UR	2	2						
5	1	24104-062104	BEARING, BALL 6210UU	2	2						

Fig.45. STOPPER

(A)=YT347Y,EU
(B)=YT359Y,EU
(C)=

(D)=
(E)=
(F)=

No.	Lev.	Parts No.	Description	Q'ty						I	R
				(A)	(B)	(C)	(D)	(E)	(F)		
1	1	1A8470-13780	COLLAR, STOPPER	2	2						
2	1	26106-100302	BOLT, M10X 30 PLATED	2	2						



(A)=YT347Y,EU
(B)=YT359Y,EU
(C)=

(D)=
(E)=
(F)=

No.	Lev.	Parts No.	Description	Q'ty						I	R
				(A)	(B)	(C)	(D)	(E)	(F)		
1	1	1A7180-13840	GEAR, FINAL Z=49	2	2						
2	1	1A8470-14111	SPINDLE, FRONT	2	2						
3	1	1A8470-14141	CASE, FRONT BEARING	2	2						
4	1	198200-14210	RING, HALF	4	4						
5	1	198475-32660	SEAL, QLNYS27514.5	2	2						
6	1	192160-34160	BEARING TMB209	2	2						
7	1	24101-062084	BEARING, BALL 6208	2	2						
8	1	24321-002300	O-RING, 1AG230.0	2	2						
9	1	26106-100302	BOLT, M10X 30 PLATED	16	16						

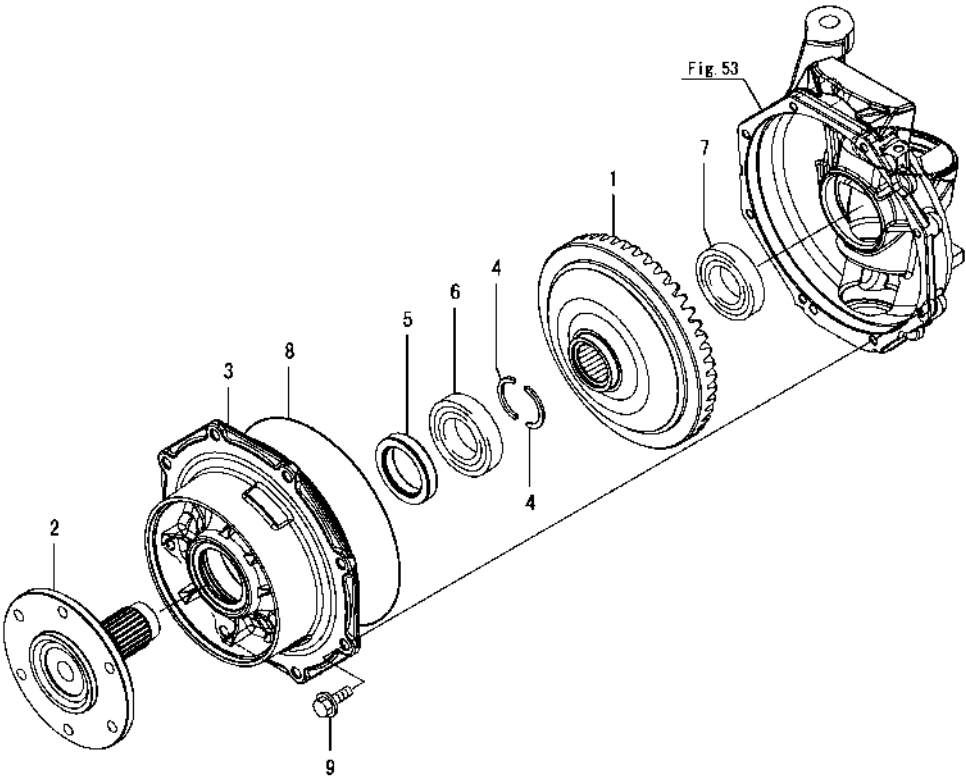
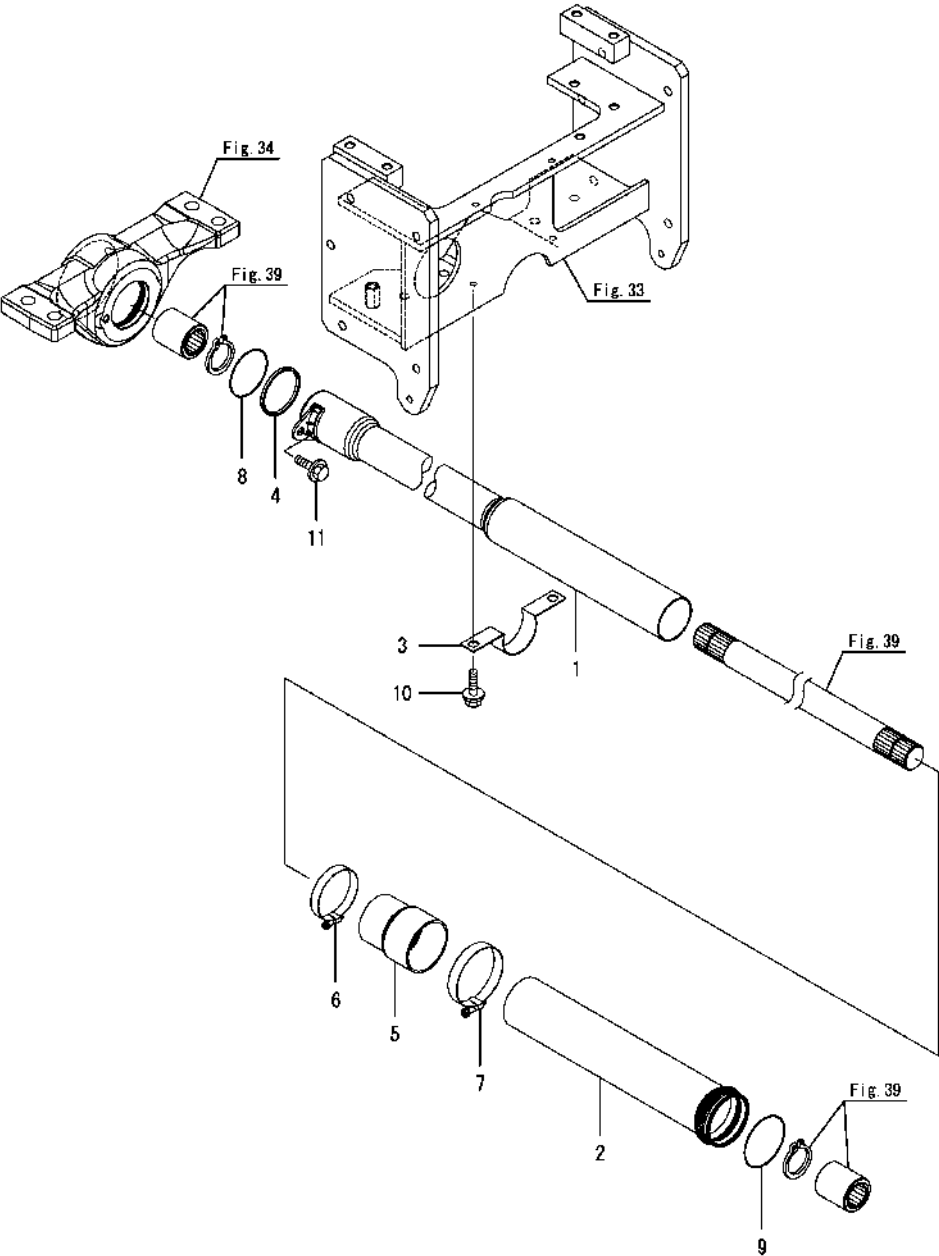


Fig.47. PROPELLER SHAFT COVER

(A)=YT347Y,EU
(B)=YT359Y,EU
(C)=

(D)=
(E)=
(F)=

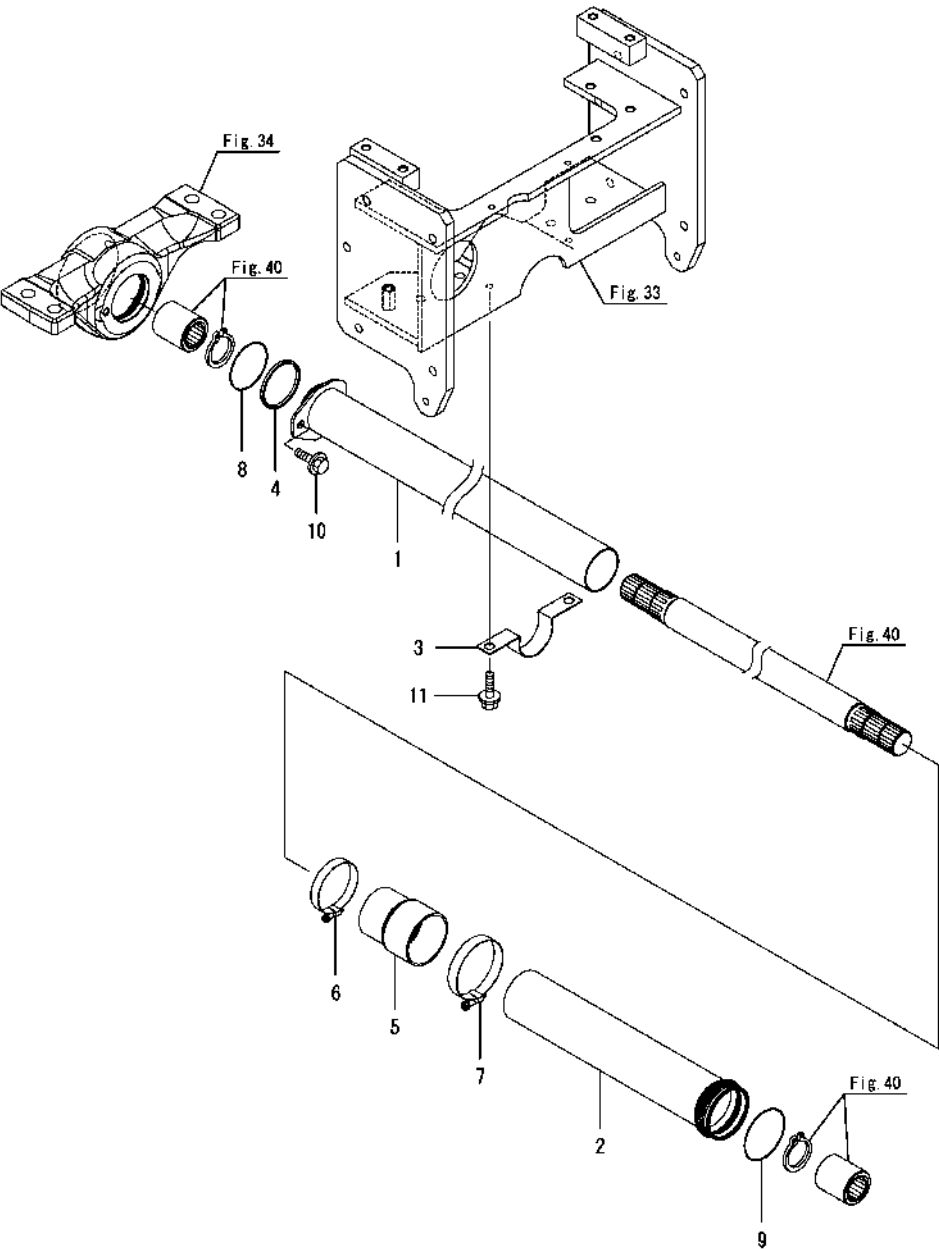


No.	Lev.	Parts No.	Description	Q'ty						I	R
				(A)	(B)	(C)	(D)	(E)	(F)		
1	1	1A7140-14610	COVER, FRONT SHAFT	1							
2	1	1A7180-14621	COVER, SHAFT REAR	1							
3	1	1A8470-14630	STAY, SHAFT COVER F	1							
4	1	1A8470-14640	COLLAR, O-RING	1							
5	1	198241-14650	BOOT, SHAFT COVER	1							
6	1	23000-060000	CLAMP, 60	1							
7	1	23000-070000	CLAMP, 70	1							
8	1	24321-000500	O-RING, 1AG50.0	1							
9	1	24321-000550	O-RING, 1AG55.0	1							
10	1	26106-080122	BOLT, M8X 12 PLATED	2							
11	1	26106-080122	BOLT, M8X 12 PLATED	1							

Fig.48. PROPELLER SHAFT COVER

(A)=YT347Y,EU
(B)=YT359Y,EU
(C)=

(D)=
(E)=
(F)=



No.	Lev.	Parts No.	Description	Q'ty						I	R
				(A)	(B)	(C)	(D)	(E)	(F)		
1	1	1A7180-13900	COVER, SHAFT F		1						
2	1	1A7180-14621	COVER, SHAFT REAR		1						
3	1	1A8470-14630	STAY, SHAFT COVER F		1						
4	1	1A8470-14640	COLLAR, O-RING		1						
5	1	198241-14650	BOOT, SHAFT COVER		1						
6	1	23000-060000	CLAMP, 60		1						
7	1	23000-070000	CLAMP, 70		1						
8	1	24321-000500	O-RING, 1AG50.0		1						
9	1	24321-000550	O-RING, 1AG55.0		1						
10	1	26106-080122	BOLT, M8X 12 PLATED		1						
11	1	26106-080122	BOLT, M8X 12 PLATED		2						

Fig.49. FRONT WHEEL TIRE(8-16)

(A)=YT347Y,EU
(B)=YT359Y,EU
(C)=

(D)=
(E)=
(F)=

No.	Lev.	Parts No.	Description	Q'ty						I	R
				(A)	(B)	(C)	(D)	(E)	(F)		
1	1	1A8475-14300	TIRE KIT, W/WHEEL L	1	1						
2	2	1A8475-14310	TIRE,8-16 R1	1	1						
3	2	1A8475-14330	WHEEL ASSY,W6X16	1	1						
4	2	1A8475-34750	VALVE	1	1						
5	1	1A8475-14400	TIRE KIT, W/WHEEL R	1	1						
6	2	1A8475-14310	TIRE,8-16 R1	1	1						
7	2	1A8475-14330	WHEEL ASSY,W6X16	1	1						
8	2	1A8475-34750	VALVE	1	1						

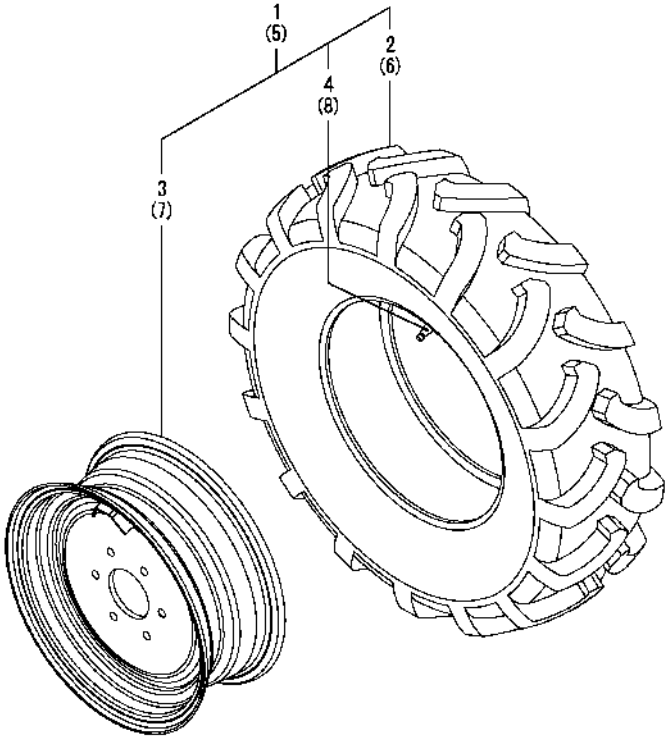
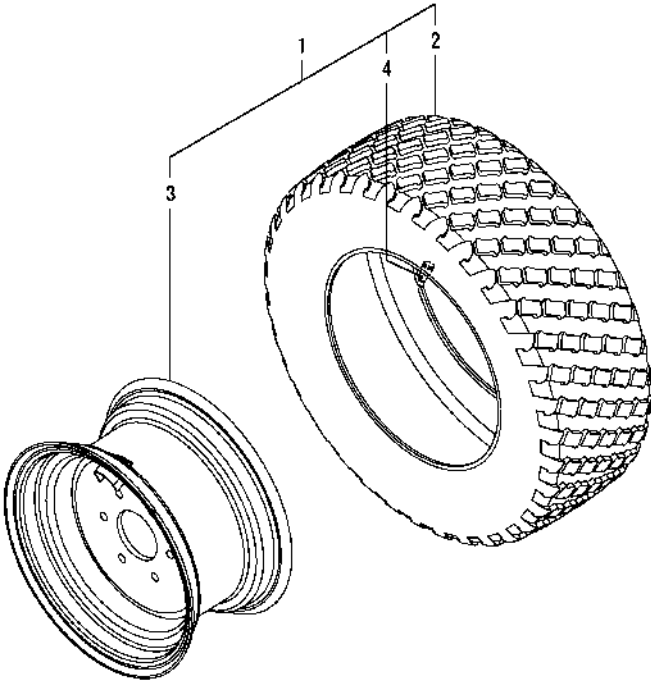


Fig.50. FRONT WHEEL TIRE(27X10.5-15)



(A)=YT347Y,EU
(B)=YT359Y,EU
(C)=

(D)=
(E)=
(F)=

No.	Lev.	Parts No.	Description	Q'ty						I	R
				(A)	(B)	(C)	(D)	(E)	(F)		
1	1	1A8475-14500	TIRE KIT, W/WHEEL	2	2						
2	2	1A8475-14510	TIRE,27X10.50-15NHS	2	2						
3	2	1A8475-14530	WHEEL ASSY,W8X15	2	2						
4	2	1A8475-34750	VALVE	2	2						

Fig.51. FRONT WHEEL TIRE(10-16.5)

(A)=YT347Y,EU
(B)=YT359Y,EU
(C)=

(D)=
(E)=
(F)=

No.	Lev.	Parts No.	Description	Q'ty						I	R
				(A)	(B)	(C)	(D)	(E)	(F)		
1	1	1A8475-14700	TIRE KIT, W/WHEEL L	1	1						
2	2	1A8475-14710	TIRE,10.00-16.5TL	1	1						
3	2	1A8475-14730	WHEEL ASSY,8.25X16.5	1	1						
4	2	1A8475-34750	VALVE	1	1						
5	1	1A8475-14800	TIRE KIT, W/WHEEL R	1	1						
6	2	1A8475-14710	TIRE,10.00-16.5TL	1	1						
7	2	1A8475-14730	WHEEL ASSY,8.25X16.5	1	1						
8	2	1A8475-34750	VALVE	1	1						

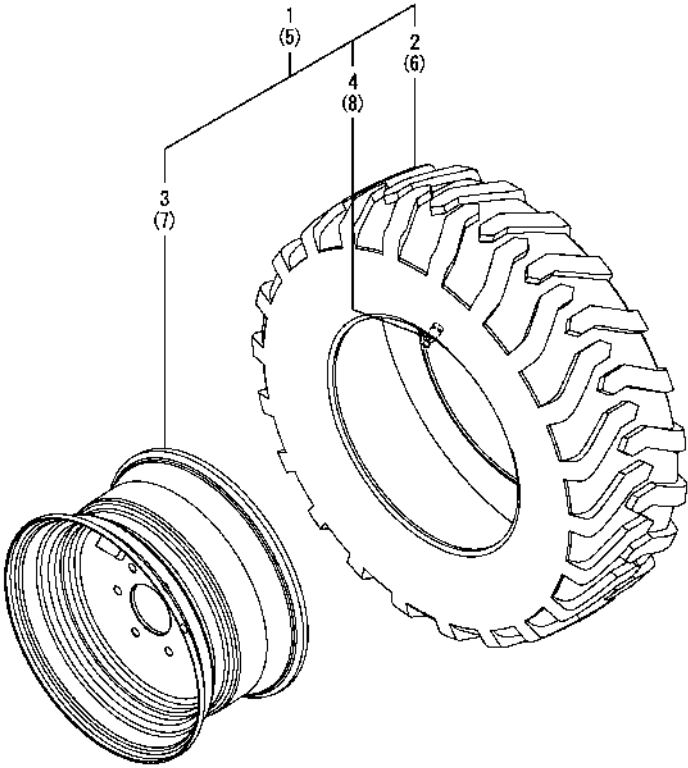
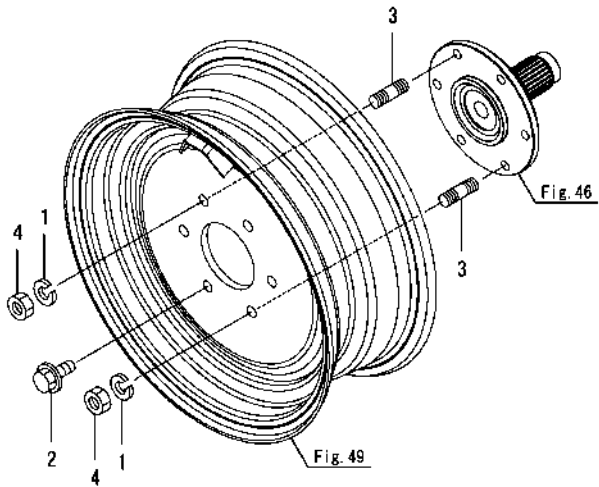


Fig.52. HUB BOLT

(A)=YT347Y,EU
(B)=YT359Y,EU
(C)=

(D)=
(E)=
(F)=

No.	Lev.	Parts No.	Description	Q'ty						I	R
				(A)	(B)	(C)	(D)	(E)	(F)		
1	1	194279-14220	WASHER, LOCK 14	4	4						
2	1	198133-34130	BOLT, M14X30	8	8						
3	1	198200-34130	STUD, 14X31	4	4						
4	1	198200-34190	NUT, M14	4	4						



(A)=YT347Y,EU
(B)=YT359Y,EU
(C)=

(D)=
(E)=
(F)=

No.	Lev.	Parts No.	Description	Q'ty						I	R
				(A)	(B)	(C)	(D)	(E)	(F)		
1	1	1A8470-13760	GEARBOX, FRONT L	1	1						
2	1	1A8470-13770	GEARBOX, FRONT R	1	1						
3	1	194151-36670	PLUG, PF02	2	2						
4	1	22252-000950	RING, 95	2	2						
5	1	23491-140002	PLUG, 14	2	2						
6	1	24101-060124	BEARING, BALL 6012	2	2						
7	1	24101-062094	BEARING, BALL 6209	2	2						
8	1	24311-000160	O-RING, 1AP16.0	2	2						

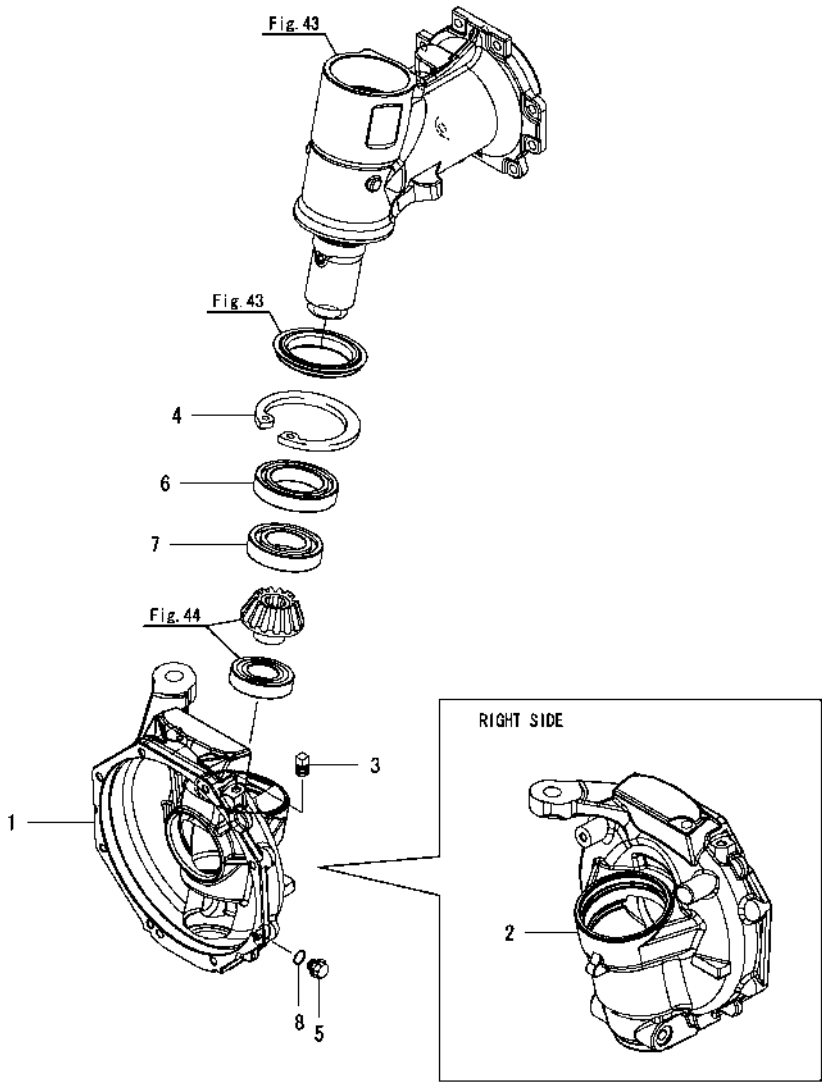
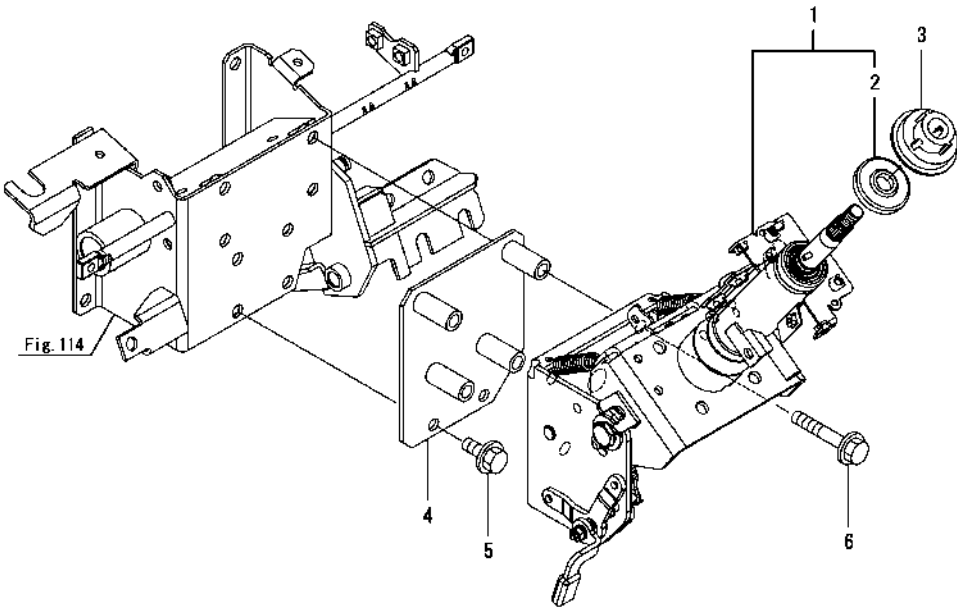


Fig.54. STEERING COLUMN

(A)=YT347Y,EU
(B)=YT359Y,EU
(C)=

(D)=
(E)=
(F)=

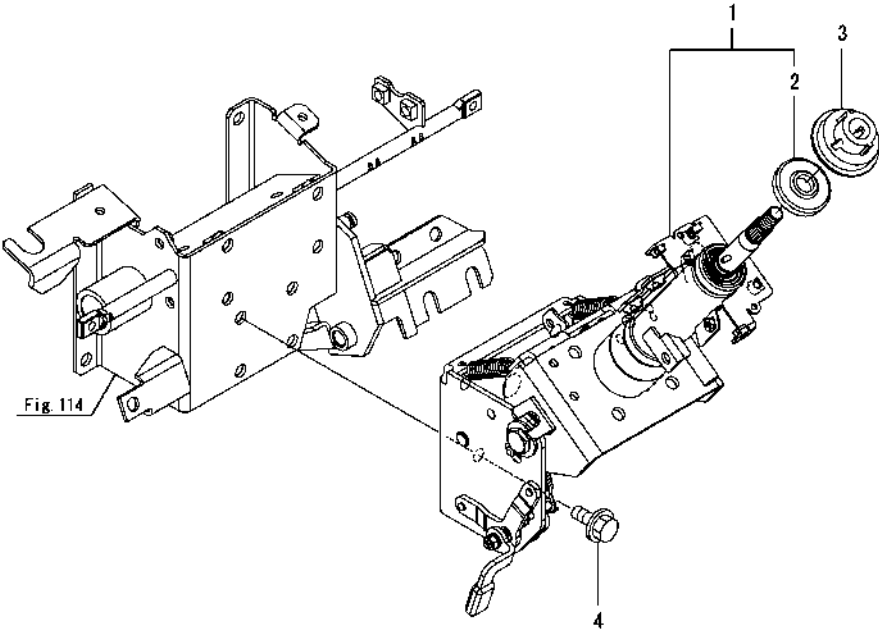
No.	Lev.	Parts No.	Description	Q'ty						I	R
				(A)	(B)	(C)	(D)	(E)	(F)		
1	1	1A8470-15100	COLUMN ASSY, STR	1							
2	2	1A8470-15200	COVER, STEERING	1							
3	1	1A8060-15410	CAM, CANCEL	1							
4	1	1A8475-15501	BASE, STEERING-UNIT	1							
5	1	26106-100202	BOLT, M10X 20 PLATED	2							
6	1	26106-100602	BOLT, M10X 60 PLATED	4							

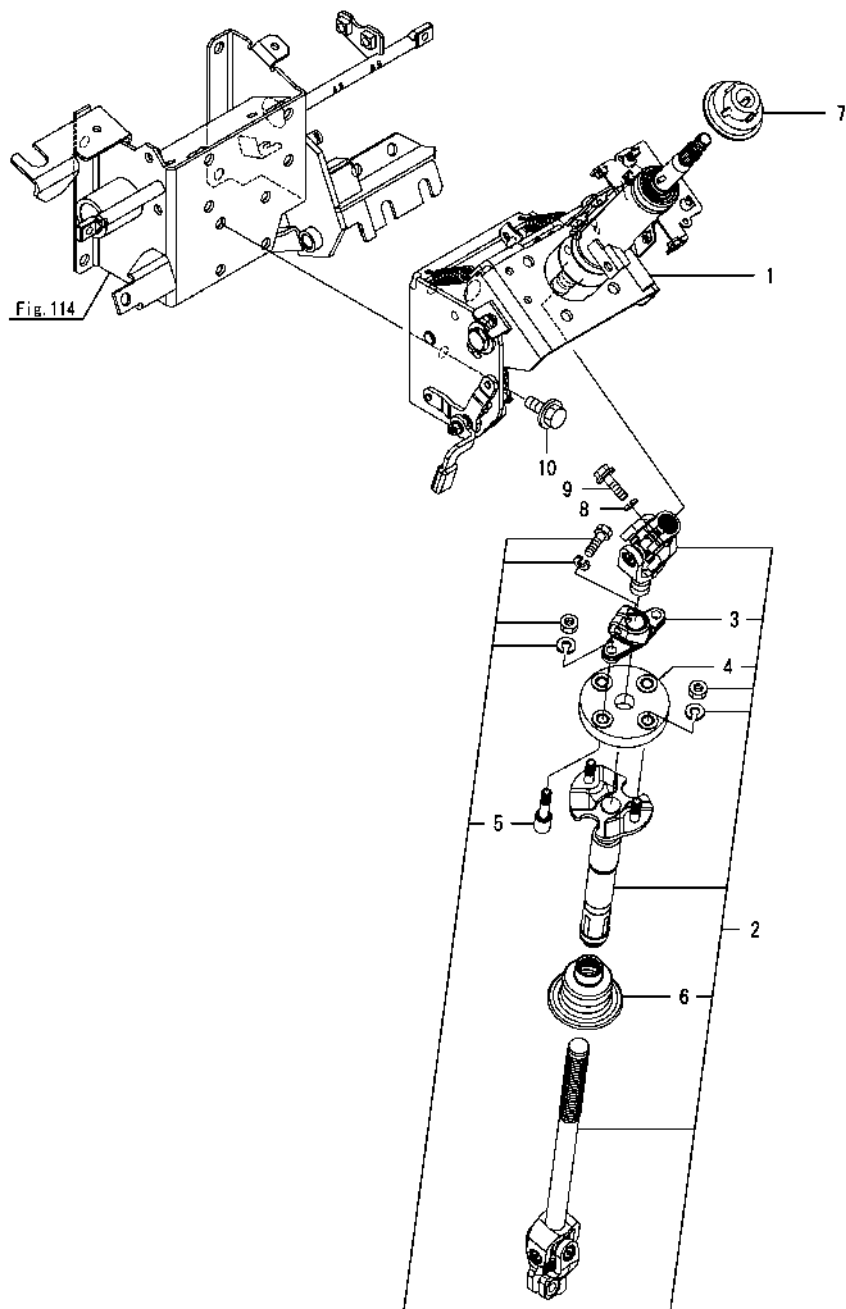


(A)=YT347Y,EU
(B)=YT359Y,EU
(C)=

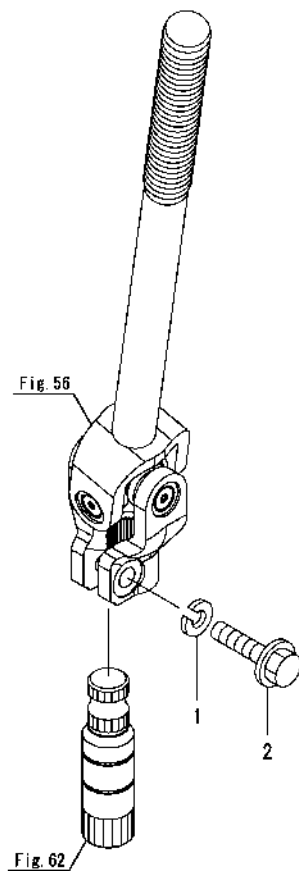
(D)=
(E)=
(F)=

No.	Lev.	Parts No.	Description	Q'ty						I	R
				(A)	(B)	(C)	(D)	(E)	(F)		
1	1	1A8470-15100	COLUMN ASSY, STR		1						
2	2	1A8470-15200	COVER, STEERING		1						
3	1	1A8060-15410	CAM, CANCEL		1						
4	1	26106-100202	BOLT, M10X 20 PLATED		4						

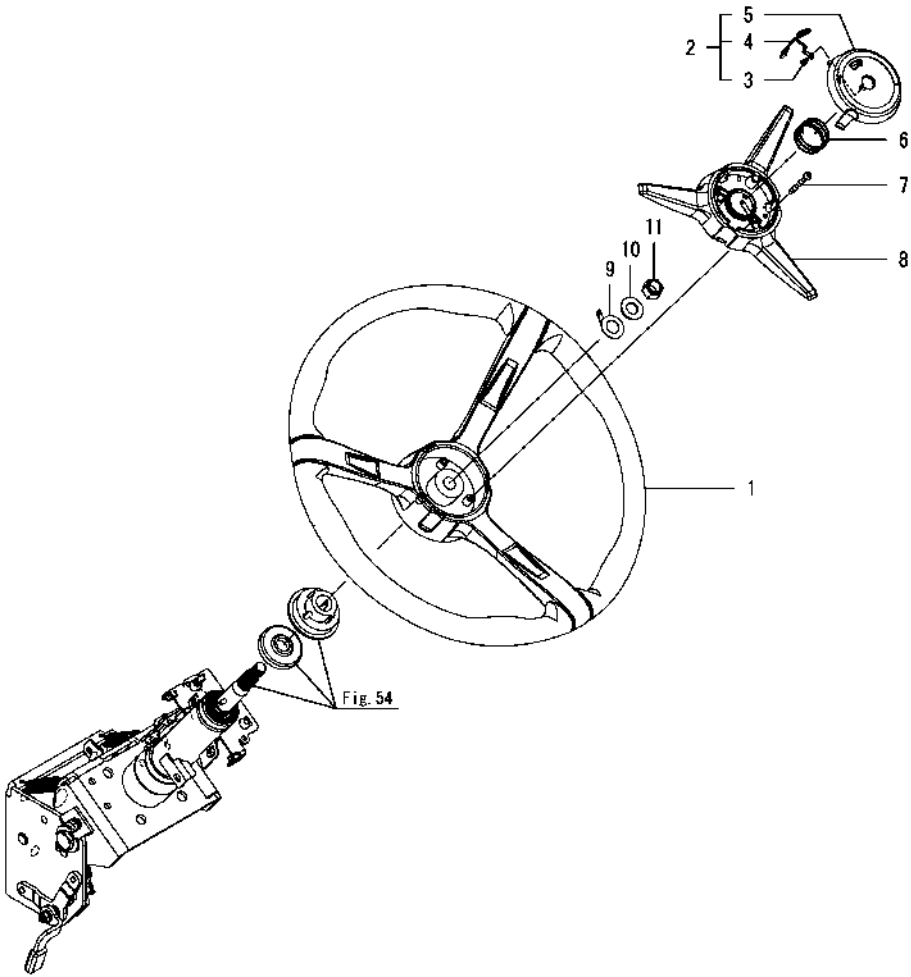




No.	Lev.	Parts No.	Description	Q'ty						I	R
				(A)	(B)	(C)	(D)	(E)	(F)		
1	1	1A8061-15101	COLUMN ASSY, STR	1	1						
2	1	1A8475-15350	SHAFT ASSY, JOINT	1	1						
3	2	1A8060-15450	FLANGE, DAMPER	1	1						
4	2	1A8060-15460	DAMPER ASSY, RUBBER	1	1						
5	2	1A8060-15510	BOLT, SOCKET M8	2	2						
6	2	1A7180-15690	BOOT, STEERING SHAFT	1	1						
7	1	1A8060-15410	CAM, CANCEL	1	1						
8	1	22217-080000	WASHER, SPRING 8	1	1						
9	1	26106-080302	BOLT, M8X 30 PLATED	1	1						
10	1	26106-100202	BOLT, M10X 20 PLATED	4	4						



No.	Lev.	Parts No.	Description	Q'ty						I	R
				(A)	(B)	(C)	(D)	(E)	(F)		
1	1	22217-080000	WASHER, SPRING 8	1	1						
2	1	26106-080302	BOLT, M8X 30 PLATED	1	1						



				0CNP6-M04380 Fig.58							
				(A)=YT347Y,EU		(D)=					
				(B)=YT359Y,EU		(E)=					
				(C)=		(F)=					
No.	Lev.	Parts No.	Description	Q'ty						I	R
				(A)	(B)	(C)	(D)	(E)	(F)		
1	1	1A8060-15710	WHEEL,STEERING D400	1	1						
2	1	1A8060-15720	CAP ASSY,STR WHEEL	1	1						
3	2	1A8060-15790	CONTACT, HORN	1	1						
4	2	1A8060-15800	HARNESS, HORN	1	1						
5	2	1A8060-15840	CAP ASSY,HORN	1	1						
6	1	1A8060-15741	SPRING,STR WHEEL	1	1						
7	1	1A8060-15751	SCREW,STR WHEEL	3	3						
8	1	1A8060-15760	COVER ASSY,STR WHEEL	1	1						
9	1	1A8060-15780	TERMINAL,RING	1	1						
10	1	22137-120000	WASHER, 12	1	1						
11	1	26356-120002	NUT, M12	1	1						

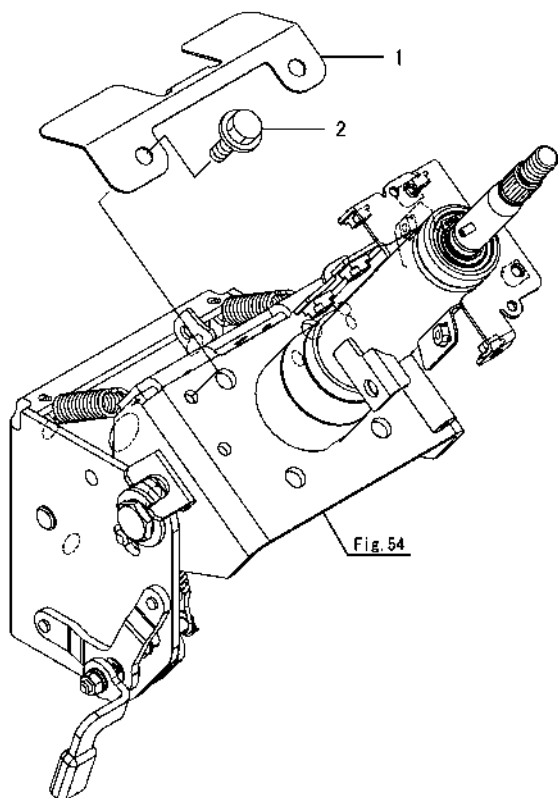
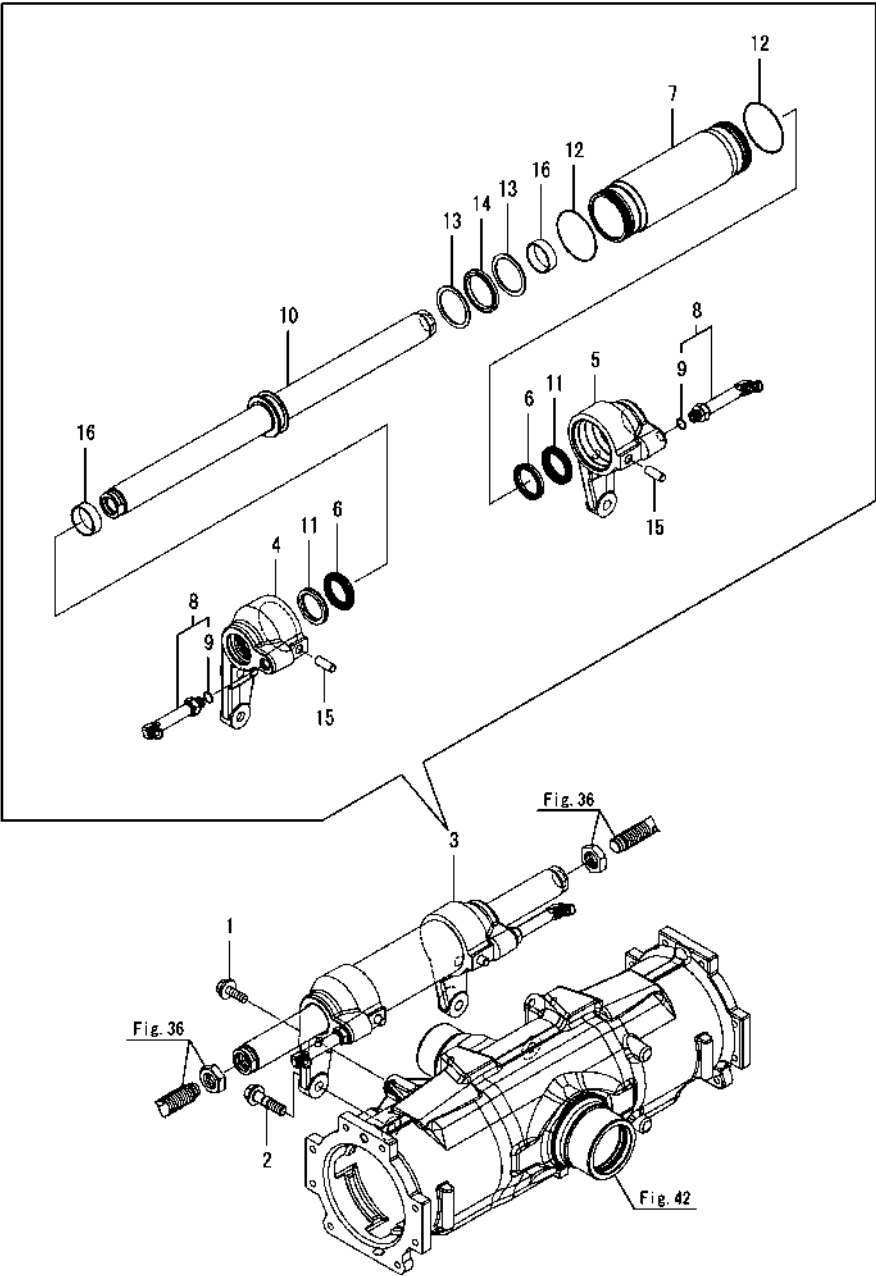


Fig. 54

No.	Lev.	Parts No.	Description	Q'ty						I	R
				(A)	(B)	(C)	(D)	(E)	(F)		
1	1	1A8470-15800	COVER	1	1						
2	1	26106-080162	BOLT, M8X 16 PLATED	2	2						

0CNP6-M04380 FRONT AXLE
Fig.60. P.S.T. CYLINDER

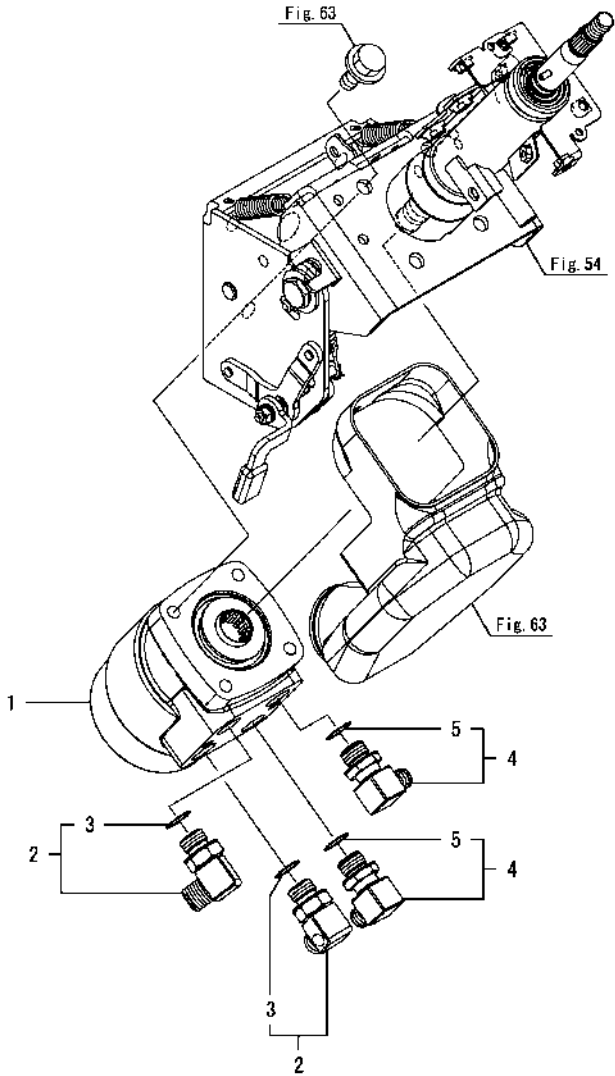


0CNP6-M04380 Fig.60											
(A)=YT347Y,EU (D)=											
(B)=YT359Y,EU (E)=											
(C)= (F)=											
No.	Lev.	Parts No.	Description	Q'ty						I	R
				(A)	(B)	(C)	(D)	(E)	(F)		
1	1	198220-11520	BOLT, M12X38	2	2						
2	1	198240-11640	BOLT, M12X46	2	2						
3	1	1A8470-17100-1	CYLINDER ASSY, PST	1	1						
4	2	1A8470-17310	CAP, CYLINDER L	1	1						
5	2	1A8470-17320	CAP, CYLINDER R	1	1						
6	2	1A8470-17330	PACKING, 35	2	2						
7	2	1A8470-17350	TUBE, CYLINDER	1	1						
8	2	1A8275-17360	ELBOW ASSY	2	2						
9	3	24315-000110	O-RING, 1BP11.0	2	2						
10	2	1A8470-17400	ROD ASSY, PST	1	1						
11	2	1A8470-17430	SCRAPER, 35	2	2						
12	2	1A8275-17440	PACKING, 60	2	2						
13	2	1A8470-17480	RING, BACK UP 55	2	2						
14	2	1A8470-17490	PACKING, OKH 55	1	1						
15	2	22312-100250	PIN, PARALLEL M10X25	2	2						
16	2	24550-035120	BEARING, 35 X 12	2	2						

(A)=YT347Y,EU
(B)=YT359Y,EU
(C)=

(D)=
(E)=
(F)=

No.	Lev.	Parts No.	Description	Q'ty						I	R
				(A)	(B)	(C)	(D)	(E)	(F)		
1	1	1A8475-17500	VALVE ASSY, PST	1	1						
2	1	172142-76181	JOINT ASSY	2	2						
3	2	24315-000140	O-RING, 1BP14.0	2	2						
4	1	172141-76920	CONNECTOR ASSY	2	2						
5	2	24315-000140	O-RING, 1BP14.0	2	2						



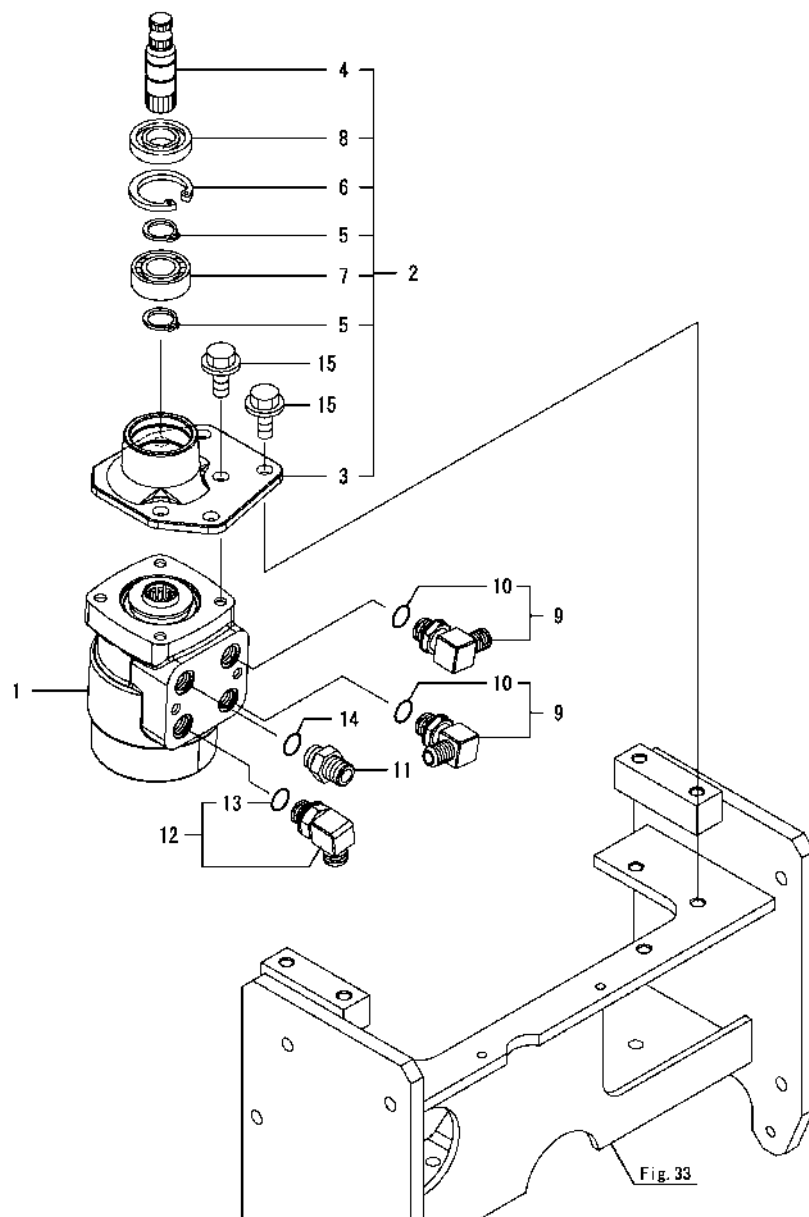
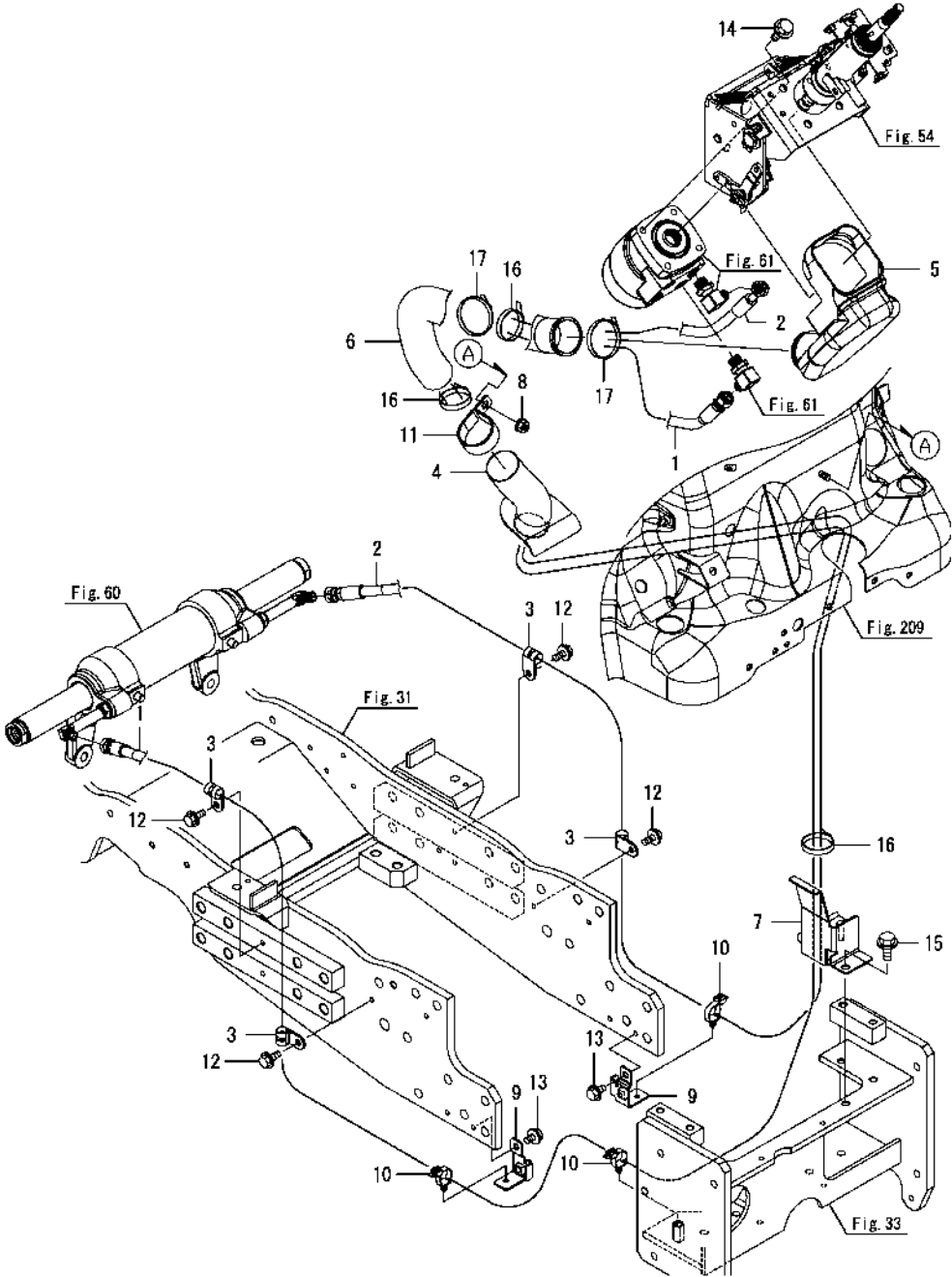


Fig. 33

No.	Lev.	Parts No.	Description	Q'ty						I	R
				(A)	(B)	(C)	(D)	(E)	(F)		
1	1	1A8475-17500	VALVE ASSY, PST	1	1						
2	1	1A8484-17601	BRACKET ASSY, VALVE	1	1						
3	2	1A7180-17611	BRACKET, VALVE	1	1						
4	2	1A8060-17631	SHAFT, PST VALVE	1	1						
5	2	22242-000200	RING, 20	2	2						
6	2	22252-000420	RING, 42	1	1						
7	2	24104-060040	BEARING, 6004UUC3	1	1						
8	2	24430-204206	SEAL, OIL VC204206	1	1						
9	1	1D4220-22900	ELBOW ASSY, 3/8-1/4	2	2						
10	2	24315-000140	O-RING, 1BP14.0	2	2						
11	1	172730-75141	ADAPTER	1	1						
12	1	172142-76181	JOINT ASSY	1	1						
13	2	24315-000140	O-RING, 1BP14.0	1	1						
14	1	24315-000140	O-RING, 1BP14.0	1	1						
15	1	26106-100202	BOLT, M10X 20 PLATED	6	6						

(A)=YT347Y,EU
(B)=YT359Y,EU
(C)=

(D)=
(E)=
(F)=



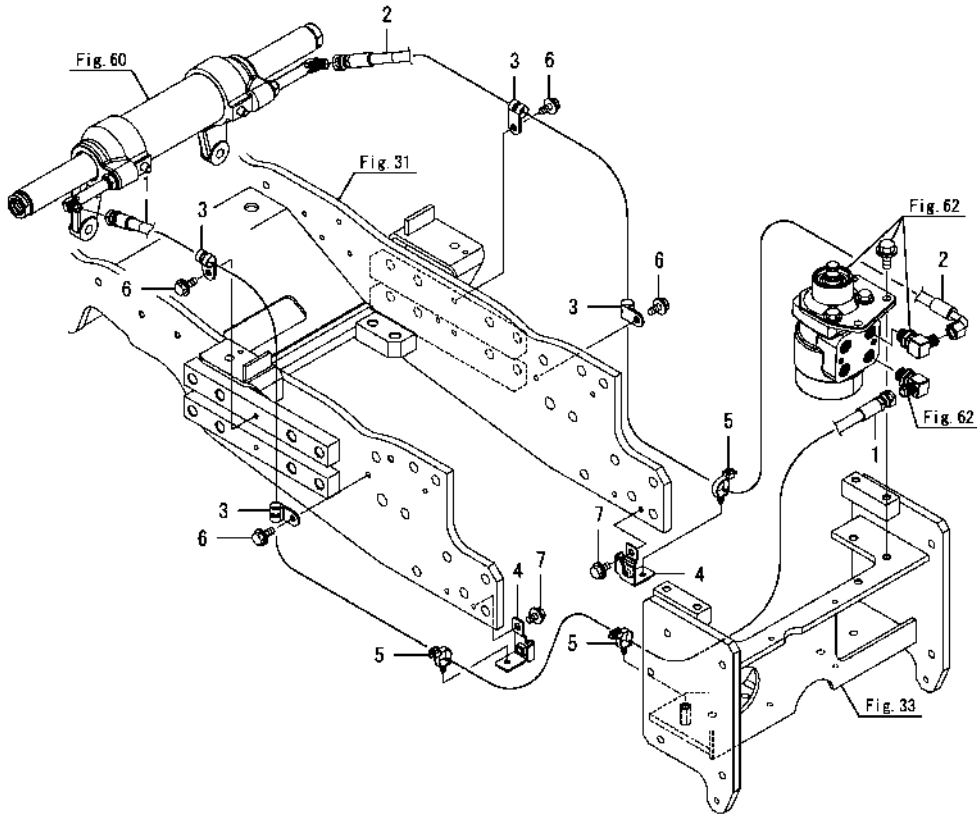
No.	Lev.	Parts No.	Description	Q'ty						I	R
				(A)	(B)	(C)	(D)	(E)	(F)		
1	1	1A8475-17850	HOSE ASSY, PST	1	1						
2	1	1A8475-17860	HOSE ASSY, PST	1	1						
3	1	1A8310-17910	CLAMP, RUBBER	4	4						
4	1	1A8470-17940	COVER,PST HOSE LOWER	1	1						
5	1	1A8470-17950	COVER, PST VALVE	1	1						
6	1	1A8470-17960	COVER, PST HOSE	1	1						
7	1	1A8470-17971	GUIDE ASSY, PST HOSE	1	1						
8	1	194990-22140	NUT, M8	1	1						
9	1	1A8470-49860	CLAMP ASSY	2	2						
10	1	1A8275-51670	CLIP, M8 HOLE	3	3						
11	1	172158-78250	CLAMP, 45	1	1						
12	1	198460-83350	BOLT, M8X16	4	4						
13	1	26106-080122	BOLT, M8X 12 PLATED	2	2						
14	1	26106-100202	BOLT, M10X 20 PLATED	4	4						
15	1	26106-100202	BOLT, M10X 20 PLATED	1	1						
16	1	29622-250001	BAND, RF250	3	3						
17	1	29622-250001	BAND, RF250	2	2						

Fig.64. P.S.T. HOSE(CABIN)

(A)=YT347Y,EU
(B)=YT359Y,EU
(C)=

(D)=
(E)=
(F)=

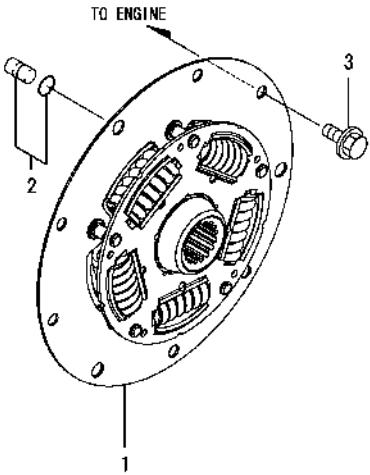
No.	Lev.	Parts No.	Description	Q'ty						I	R
				(A)	(B)	(C)	(D)	(E)	(F)		
1	1	1A8484-17850	HOSE ASSY, PST	1	1						
2	1	1A8484-17860	HOSE ASSY, PST	1	1						
3	1	1A8310-17910	CLAMP, RUBBER	4	4						
4	1	1A8470-49860	CLAMP ASSY	2	2						
5	1	1A8275-51670	CLIP, M8 HOLE	3	3						
6	1	198460-83350	BOLT, M8X16	4	4						
7	1	26106-080122	BOLT, M8X 12 PLATED	2	2						



(A)=YT347Y,EU
(B)=YT359Y,EU
(C)=

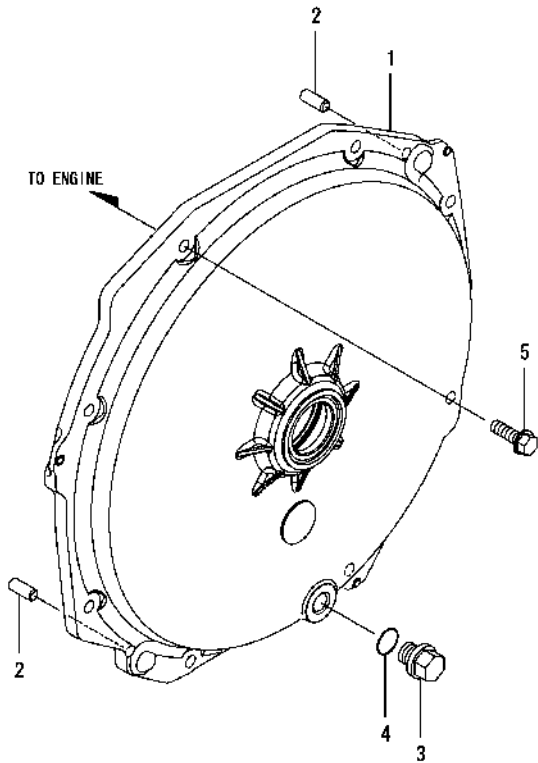
(D)=
(E)=
(F)=

No.	Lev.	Parts No.	Description	Q'ty						I	R
				(A)	(B)	(C)	(D)	(E)	(F)		
1	1	1A8470-21420	DAMPER ASSY	1	1						
2	1	198448-22190	PIN, PARALLEL 10X18	3	3						
3	1	26106-080162	BOLT, M8X 16 PLATED	6	6						



(A)=YT347Y,EU
(B)=YT359Y,EU
(C)=

(D)=
(E)=
(F)=

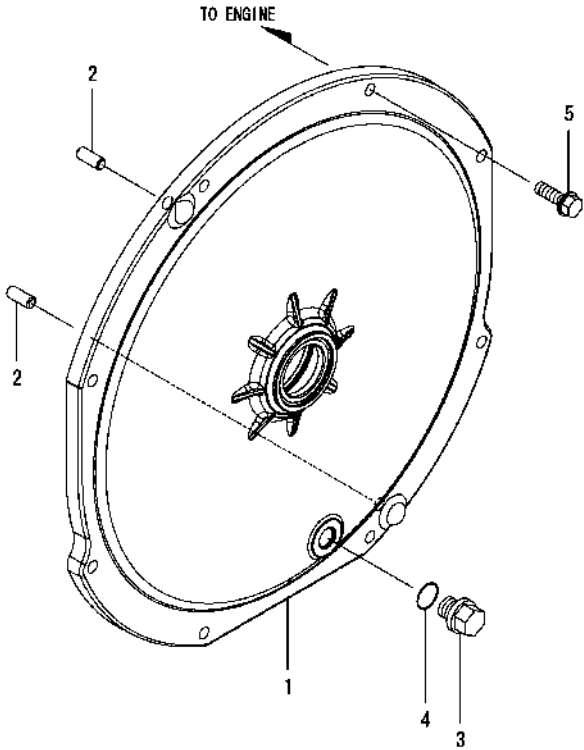


No.	Lev.	Parts No.	Description	Q'ty						I	R
				(A)	(B)	(C)	(D)	(E)	(F)		
1	1	1A8470-21510	COVER, FLYWHEEL	1							
2	1	22312-080180	PIN, PARALLEL M8X18	2							
3	1	23491-140002	PLUG, 14	1							
4	1	24311-000160	O-RING, 1AP16.0	1							
5	1	26106-080252	BOLT, M8X 25 PLATED	8							

(A)=YT347Y,EU
(B)=YT359Y,EU
(C)=

(D)=
(E)=
(F)=

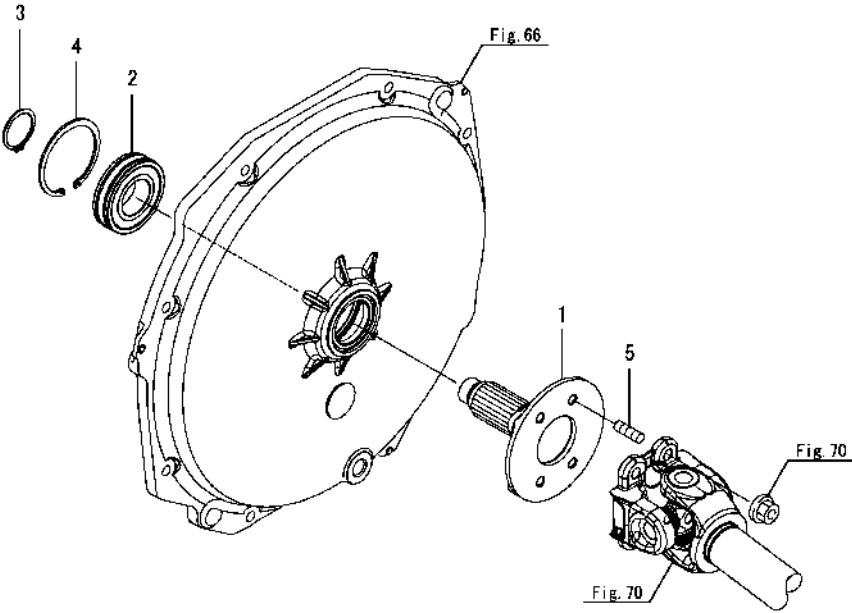
No.	Lev.	Parts No.	Description	Q'ty						I	R
				(A)	(B)	(C)	(D)	(E)	(F)		
1	1	1A8042-21511	COVER, FLYWHEEL		1						
2	1	22312-080180	PIN, PARALLEL M8X18		2						
3	1	23491-140002	PLUG, 14		1						
4	1	24311-000160	O-RING, 1AP16.0		1						
5	1	26106-080252	BOLT, M8X 25 PLATED		8						

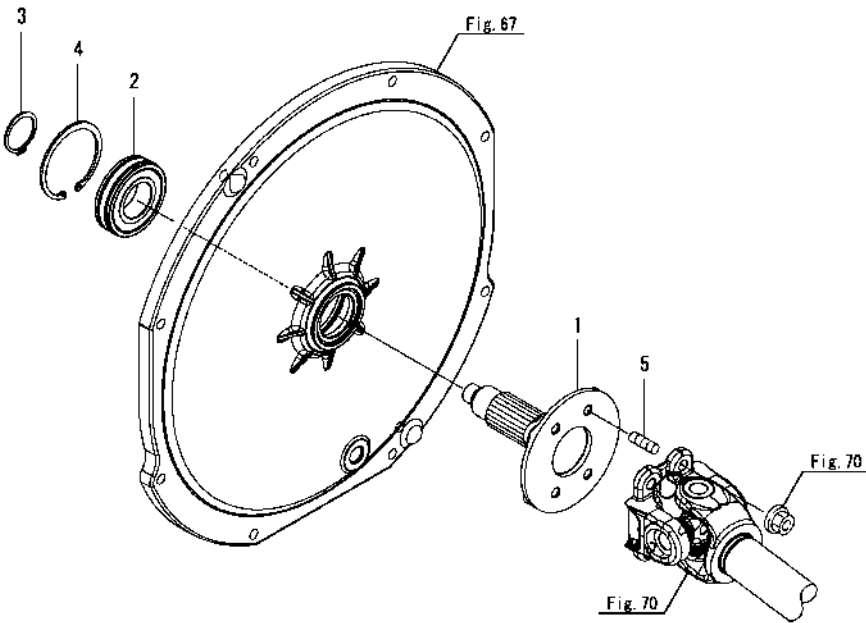


(A)=YT347Y,EU
(B)=YT359Y,EU
(C)=

(D)=
(E)=
(F)=

No.	Lev.	Parts No.	Description	Q'ty						I	R
				(A)	(B)	(C)	(D)	(E)	(F)		
1	1	1A8470-21810	SHAFT, DAMPER	1							
2	1	1A8042-21850	BEARING, 6206CXDDU	1							
3	1	22242-000300	RING, 30	1							
4	1	22252-000620	RING, 62	1							
5	1	26216-080162	STUD, M8X 16	4							





(A)=YT347Y,EU
(B)=YT359Y,EU
(C)=

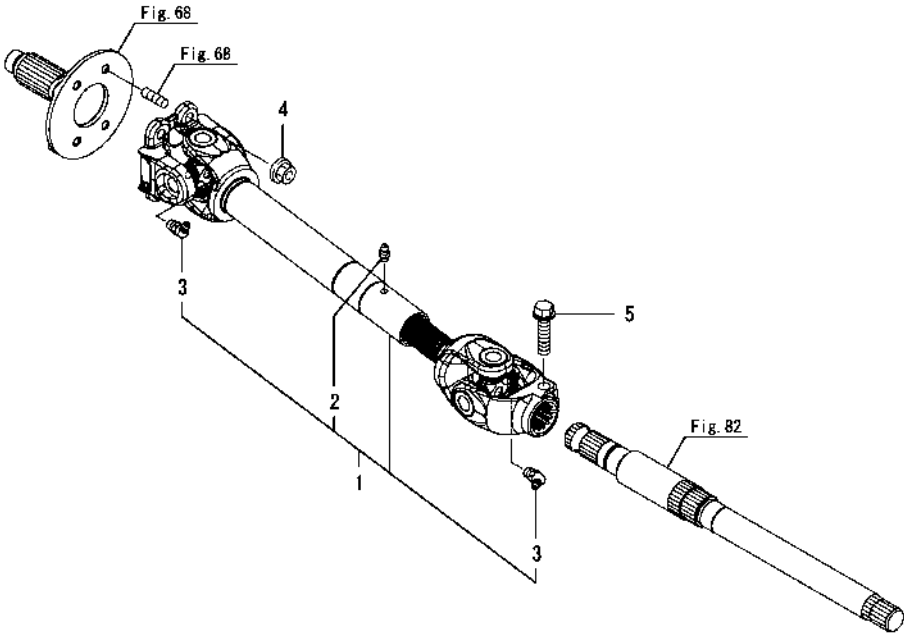
(D)=
(E)=
(F)=

No.	Lev.	Parts No.	Description	Q'ty						I	R
				(A)	(B)	(C)	(D)	(E)	(F)		
1	1	1A8480-21810	SHAFT, DAMPER		1						
2	1	1A8042-21850	BEARING, 6206CXDDU		1						
3	1	22242-000300	RING, 30		1						
4	1	22252-000620	RING, 62		1						
5	1	26216-080162	STUD, M8X 16		4						

(A)=YT347Y,EU
(B)=YT359Y,EU
(C)=

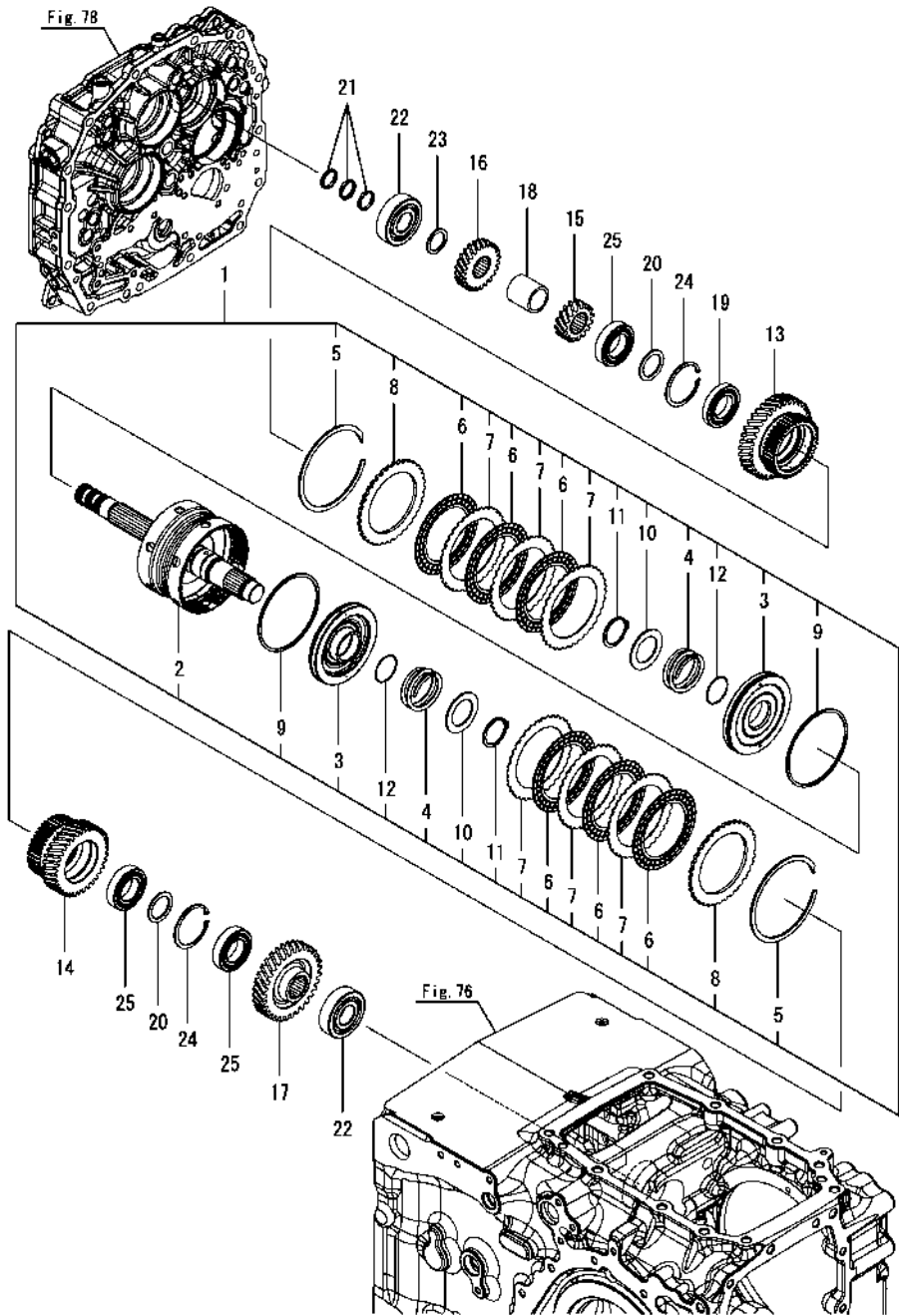
(D)=
(E)=
(F)=

No.	Lev.	Parts No.	Description	Q'ty						I	R
				(A)	(B)	(C)	(D)	(E)	(F)		
1	1	1A8470-21910	SHAFT ASSY, DRIVE	1	1						
2	2	1A7180-21260	NIPPLE, M6F X0.75	1	1						
3	2	24761-040000	NIPPLE, GREASE B	2	2						
4	1	194990-22140	NUT, M8	4	4						
5	1	26106-100402	BOLT, M10X 40 PLATED	1	1						



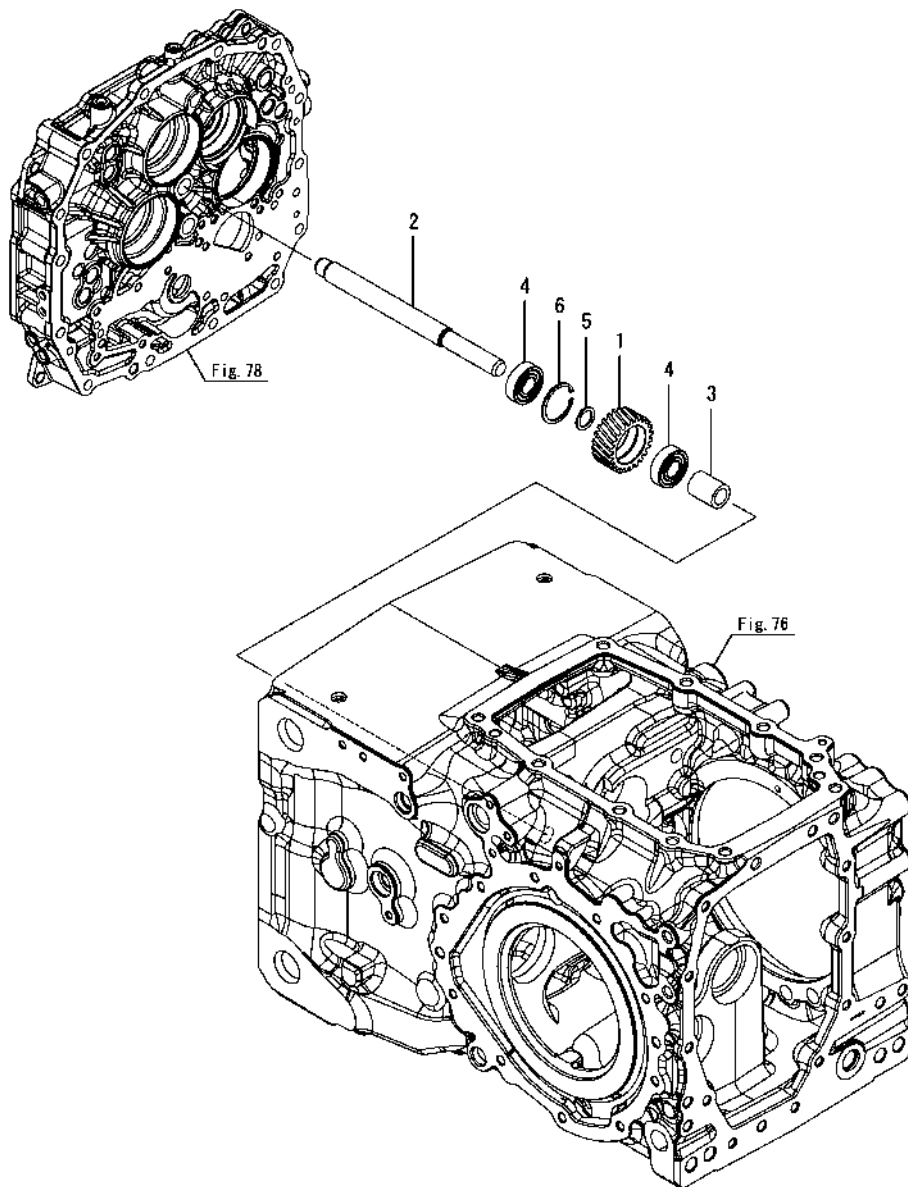
(A)=YT347Y,EU
(B)=YT359Y,EU
(C)=

(D)=
(E)=
(F)=



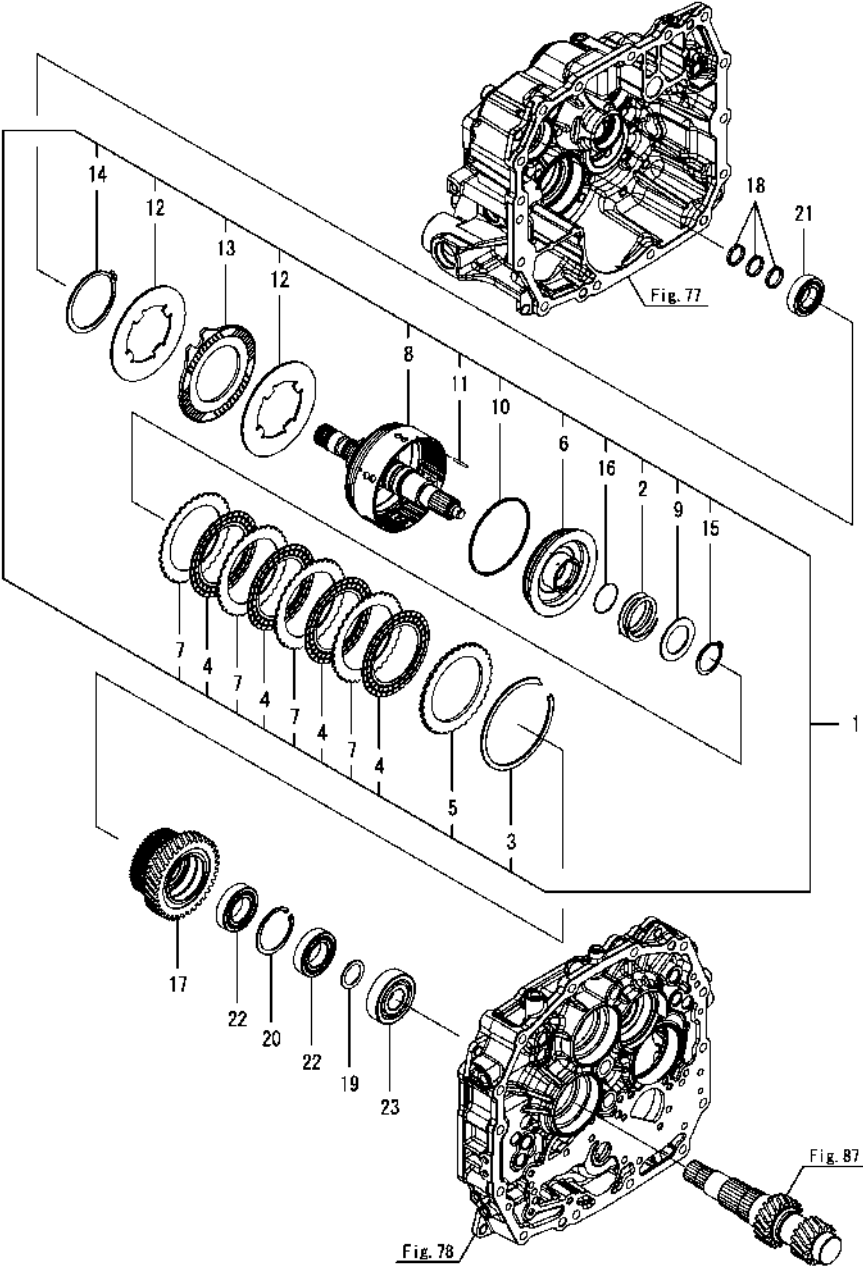
No.	Lev.	Parts No.	Description	Q'ty						I	R
				(A)	(B)	(C)	(D)	(E)	(F)		
1	1	1A8042-22100	SHAFT KIT, REVERSER	1							
2	2	1A8042-22110	SHAFT KIT, REVERSER	1							
3	2	1A8042-22150	PISTON, CLUTCH	2							
4	2	1A8042-22160	SPRING, CLUTCH	2							
5	2	1A8042-22180	RING	2							
6	2	1A8060-23170	DISK, FRICTION	6							
7	2	1A8060-23180	PLATE, STEEL 1.2	6							
8	2	1A8060-23190	PLATE, STEEL 4.0	2							
9	2	1A8060-23250	D-RING	2							
10	2	1A8060-23790	SEAT, SPRING	2							
11	2	22242-100350	RING, 35	2							
12	2	24341-000320	O-RING, 1AS32.0	2							
13	1	1A8042-22210	GEAR, CLUTCH F	1							
14	1	1A8042-22220	GEAR, CLUTCH R	1							
15	1	1A8470-22230	GEAR, REDUCTION 15	1							
16	1	1A8470-22240	GEAR, REDUCTION 20	1							
17	1	1A8470-22260	GEAR, REDUCTION 36	1							
18	1	1A8042-22270	COLLAR, 28X35X36	1							
19	1	194430-25460	BEARING, BALL 16006	1							
20	1	194312-25470	SPACER, 30X40X2	2							
21	1	198167-26240	RING, SEAL 21X25X3	3							
22	1	194850-31380	BEARING, 6305RSH2	2							
23	1	1E8540-54130	COLLAR 25X33X1.75	1							
24	1	22252-000550	RING, 55	2							
25	1	24101-060064	BEARING, BALL 6006	3							





No.	Lev.	Parts No.	Description	Q'ty						I	R
				(A)	(B)	(C)	(D)	(E)	(F)		
1	1	1A8042-22310	GEAR, REVERSE IDLE	1	1						
2	1	1A8042-22320	SHAFT, REVERSE IDLE	1	1						
3	1	1A8042-22330	COLLAR, 17X25X33	1	1						
4	1	194850-25760	BEARING, BALL 6203	2	2						
5	1	194197-25930	WASHER, 17X24X1.6	1	1						
6	1	22252-000400	RING. 40	1	1						

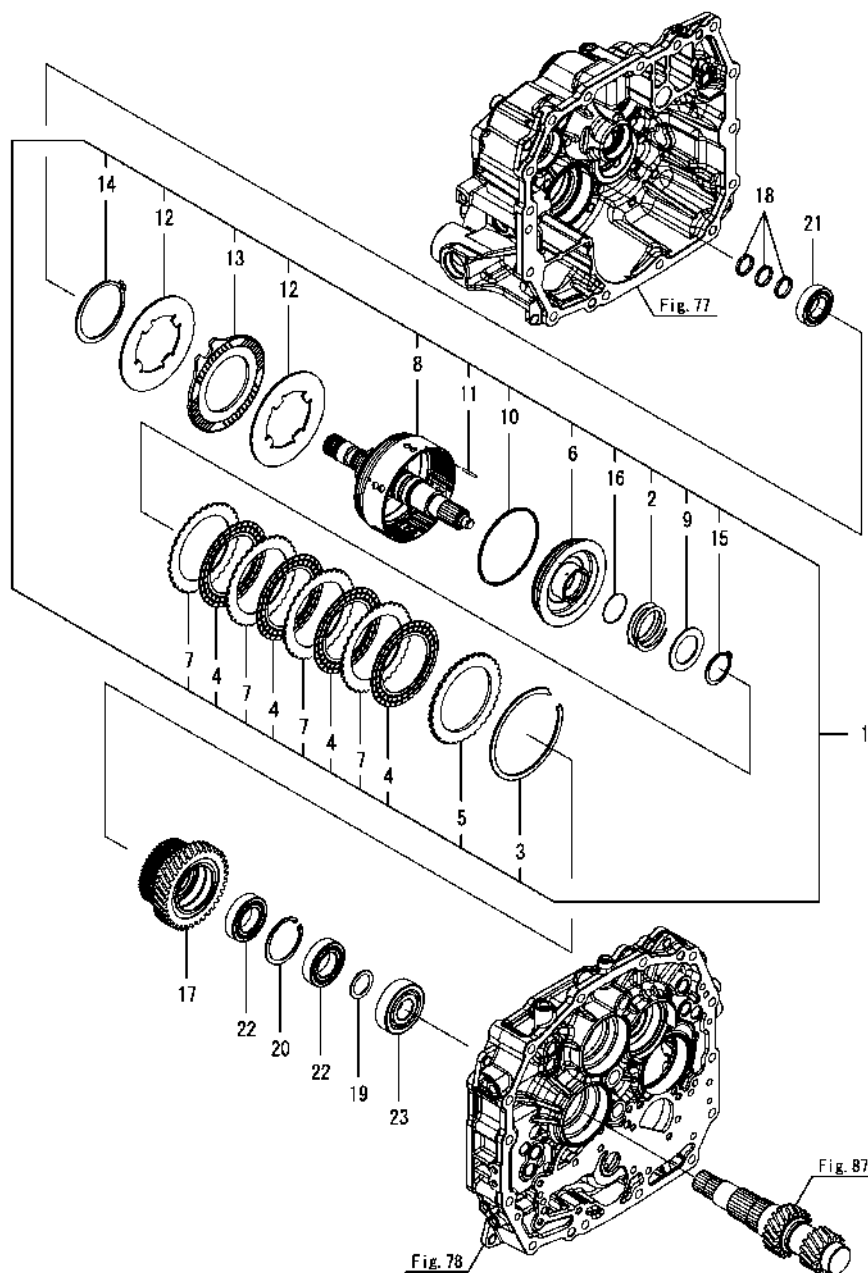
Fig.74. P.T.O. CLUTCH



(A)=YT347Y,EU
(B)=YT359Y,EU
(C)=

(D)=
(E)=
(F)=

No.	Lev.	Parts No.	Description	Q'ty						I	R
				(A)	(B)	(C)	(D)	(E)	(F)		
1	1	1A8470-23700	SHAFT KIT, PTO	1							
2	2	1A8042-22160	SPRING, CLUTCH	1							
3	2	1A8042-22180	RING	1							
4	2	1A8060-23170	DISK, FRICTION	4							
5	2	1A8060-23190	PLATE, STEEL 4.0	1							
6	2	1A8042-23710	PISTON, CLUTCH	1							
7	2	1A8060-23740	PLATE, STEEL 2.0	4							
8	2	1A8470-23750	SHAFT KIT,PTO CLUTCT	1							
9	2	1A8060-23790	SEAT, SPRING	1							
10	2	1A8060-23820	D-RING, OUTER	1							
11	2	1A8060-23830	PIN, BRAKE PTO	3							
12	2	1A8060-23840	PLATE, BRAKE	2							
13	2	1A8060-23850	DISK, BRAKE	1							
14	2	22242-000700	RING, 70	1							
15	2	22242-100350	RING, 35	1							
16	2	24341-000320	O-RING, 1AS32.0	1							
17	1	1A8470-23810	GEAR, CLUTCH PTO 39	1							
18	1	198167-26240	RING, SEAL 21X25X3	3							
19	1	194190-26840	SPACER, 25X35X1.6	1							
20	1	22252-000550	RING, 55	1							
21	1	24101-060054	BEARING, BALL 6005	1							
22	1	24101-060064	BEARING, BALL 6006	2							
23	1	24101-063054	BEARING, BALL 6305	1							



No.	Lev.	Parts No.	Description	Q'ty						I	R
				(A)	(B)	(C)	(D)	(E)	(F)		
1	1	1A8470-23700	SHAFT KIT, PTO		1						
2	2	1A8042-22160	SPRING, CLUTCH		1						
3	2	1A8042-22180	RING		1						
4	2	1A8060-23170	DISK, FRICTION		4						
5	2	1A8060-23190	PLATE, STEEL 4.0		1						
6	2	1A8042-23710	PISTON, CLUTCH		1						
7	2	1A8060-23740	PLATE, STEEL 2.0		4						
8	2	1A8470-23750	SHAFT KIT,PTO CLUTCT		1						
9	2	1A8060-23790	SEAT, SPRING		1						
10	2	1A8060-23820	D-RING, OUTER		1						
11	2	1A8060-23830	PIN, BRAKE PTO		3						
12	2	1A8060-23840	PLATE, BRAKE		2						
13	2	1A8060-23850	DISK, BRAKE		1						
14	2	22242-000700	RING, 70		1						
15	2	22242-100350	RING, 35		1						
16	2	24341-000320	O-RING, 1AS32.0		1						
17	1	1A8480-23810	GEAR, CLUTCH PTO 37		1						
18	1	198167-26240	RING, SEAL 21X25X3		3						
19	1	194190-26840	SPACER, 25X35X1.6		1						
20	1	22252-000550	RING, 55		1						
21	1	24101-060054	BEARING, BALL 6005		1						
22	1	24101-060064	BEARING, BALL 6006		2						
23	1	24101-063054	BEARING, BALL 6305		1						

(A)=YT347Y,EU
(B)=YT359Y,EU
(C)=

(D)=
(E)=
(F)=

No.	Lev.	Parts No.	Description	Q'ty						I	R
				(A)	(B)	(C)	(D)	(E)	(F)		
1	1	1A8475-24100	HOUSING ASSY, T/M	1	1						
2	2	1A8470-24140	BOLT, STUD 10X90	1	1						
3	2	1A7450-24170	PLUG, BORE 17	1	1						
4	2	26216-100302	STUD, M10X 30	2	2						
5	2	26216-120352	STUD, M12X 35	1	1						
6	1	1A8042-24170	GASKET,XMSN. HOUSING	1	1						
7	1	194322-24980	PLUG, 1-2NPT	1	1						
8	1	23491-140002	PLUG, 14	1	1						
9	1	24311-000160	O-RING, 1AP16.0	1	1						
10	1	24421-203007	SEAL, OIL TC203007	2	2						
11	1	41810-000120	CAP, BOLT M12	4	4						

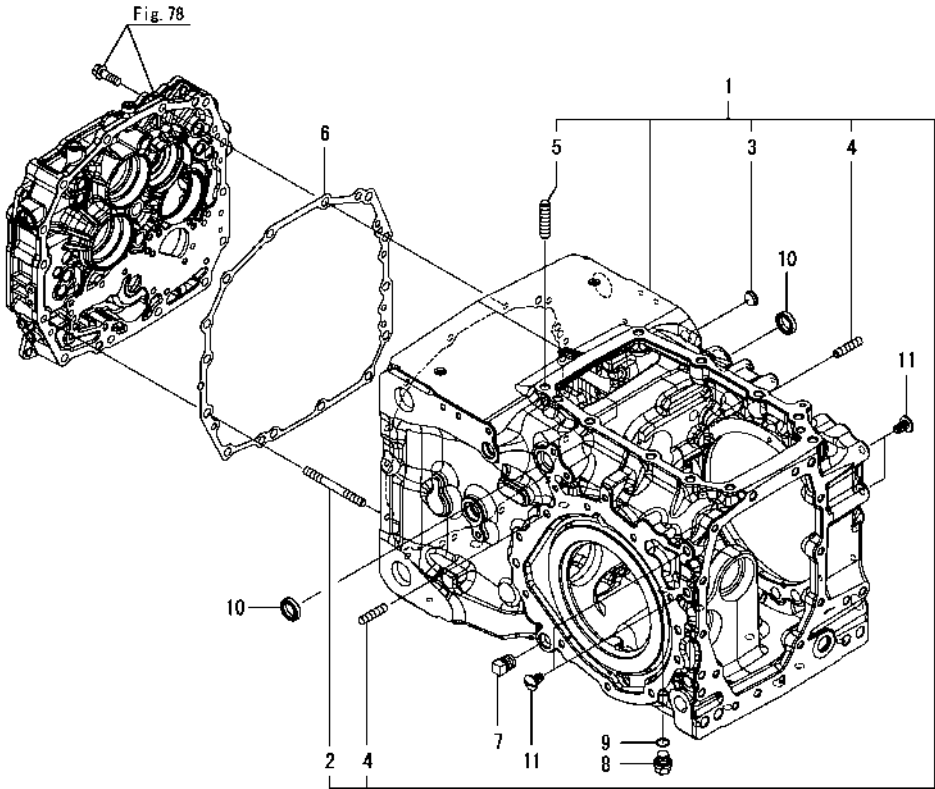
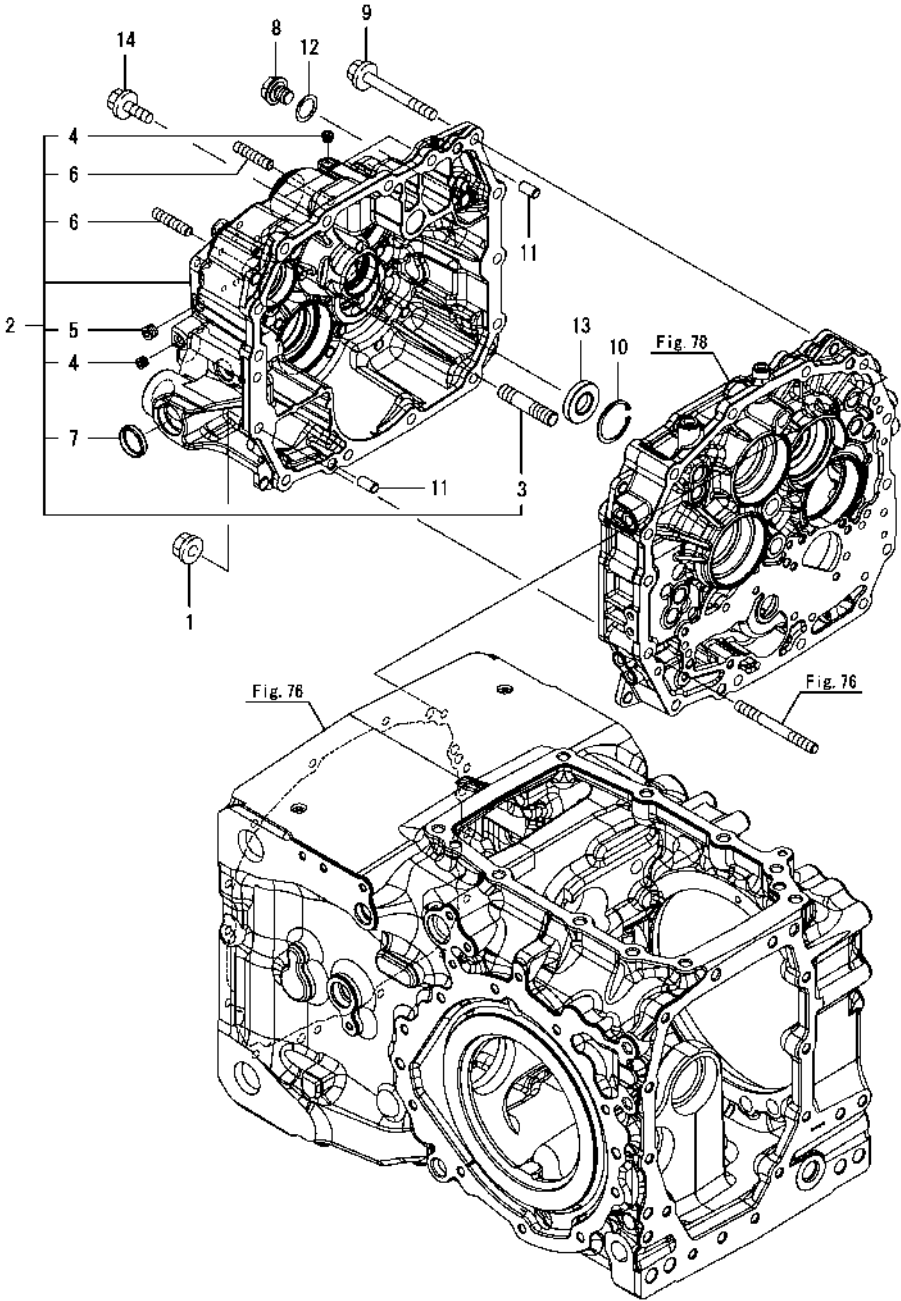


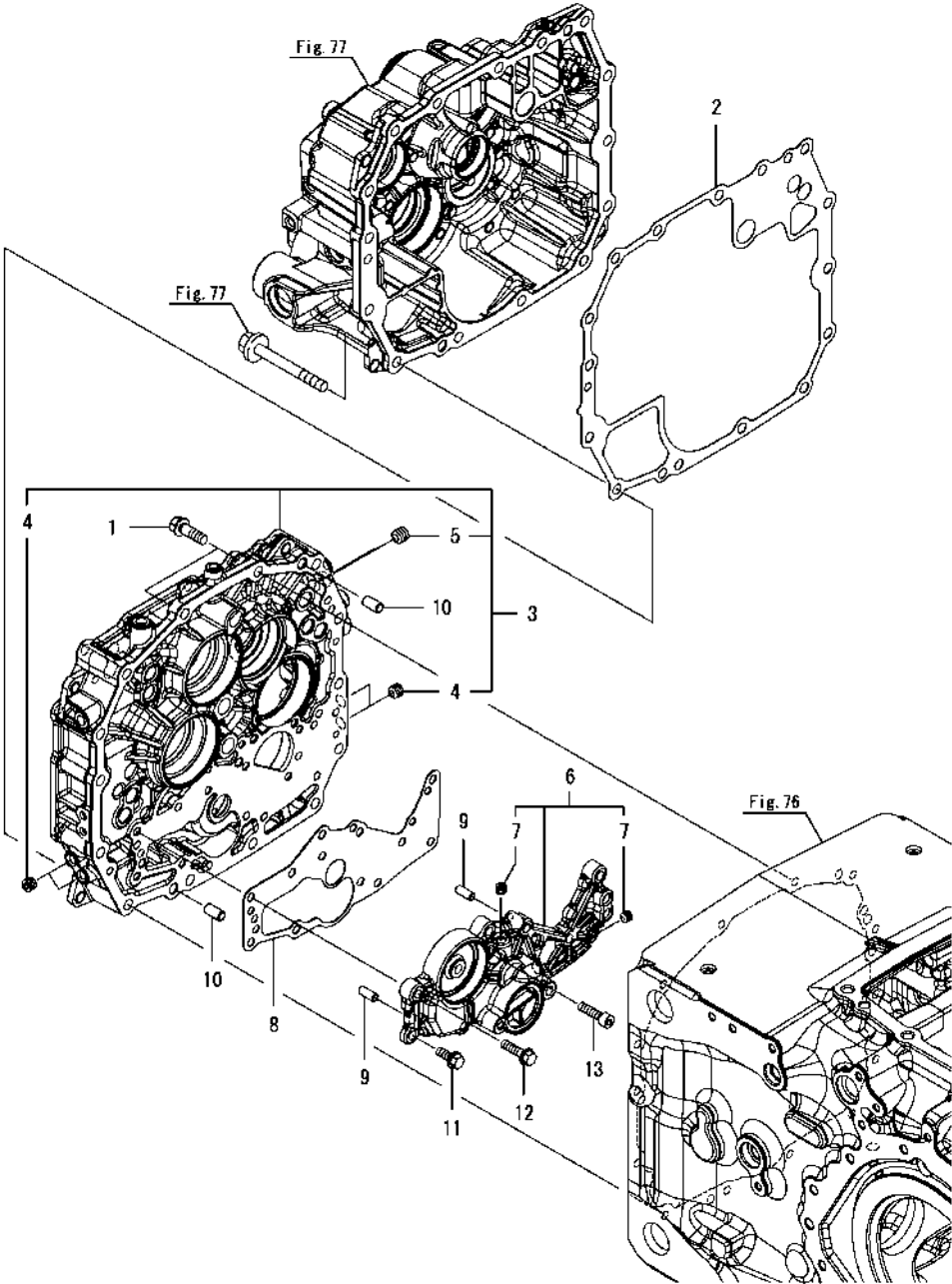
Fig.77. FRONT COVER



							0CNP6-M04380 Fig.77					
							(A)=YT347Y,EU					
							(B)=YT359Y,EU					
							(C)=					
							(D)=					
							(E)=					
							(F)=					
No.	Lev.	Parts No.	Description	Q'ty						I	R	
				(A)	(B)	(C)	(D)	(E)	(F)			
1	1	1A8160-13930	NUT, M10	1	1							
2	1	1A8475-24200	COVER ASSY, F	1	1							
3	2	1A8042-24250	STUD, M14X50	1	1							
4	2	23871-010000	PLUG, R01	2	2							
5	2	23871-020000	PLUG, R02	1	1							
6	2	26226-100302	STUD, M10X 30	2	2							
7	2	27260-320000	PLUG, 32	1	1							
8	1	1A8470-24240	PLUG, 9/16-18 UNF	1	1							
9	1	1A8470-24280	BOLT, 10X90	11	11							
10	1	22252-000420	RING, 42	1	1							
11	1	22312-100180	PIN, PARALLEL M10X18	2	2							
12	1	23414-200000	GASKET, 20X1.0	1	1							
13	1	24421-204208	SEAL, OIL TC204208	1	1							
14	1	26106-100302	BOLT, M10X 30 PLATED	3	3							

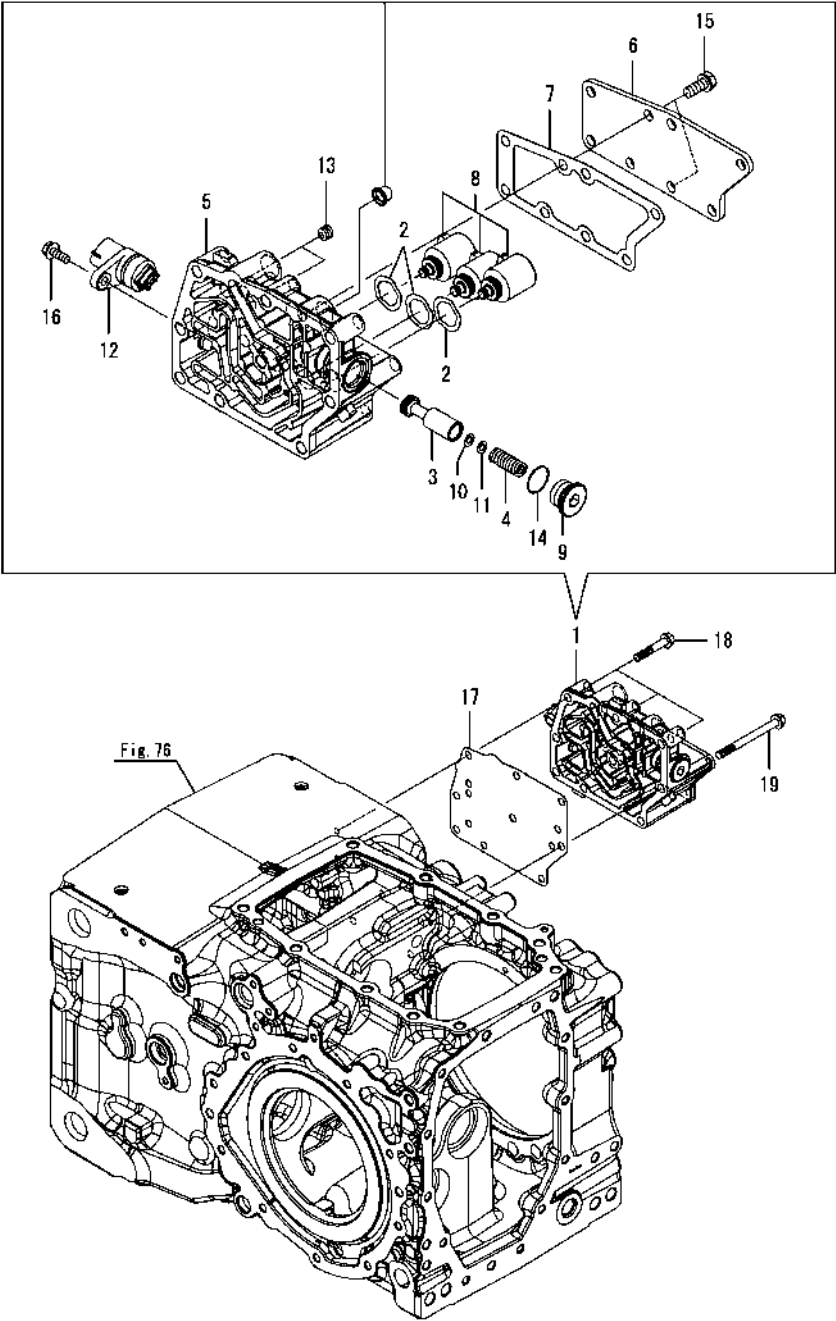
(A)=YT347Y,EU
(B)=YT359Y,EU
(C)=

(D)=
(E)=
(F)=

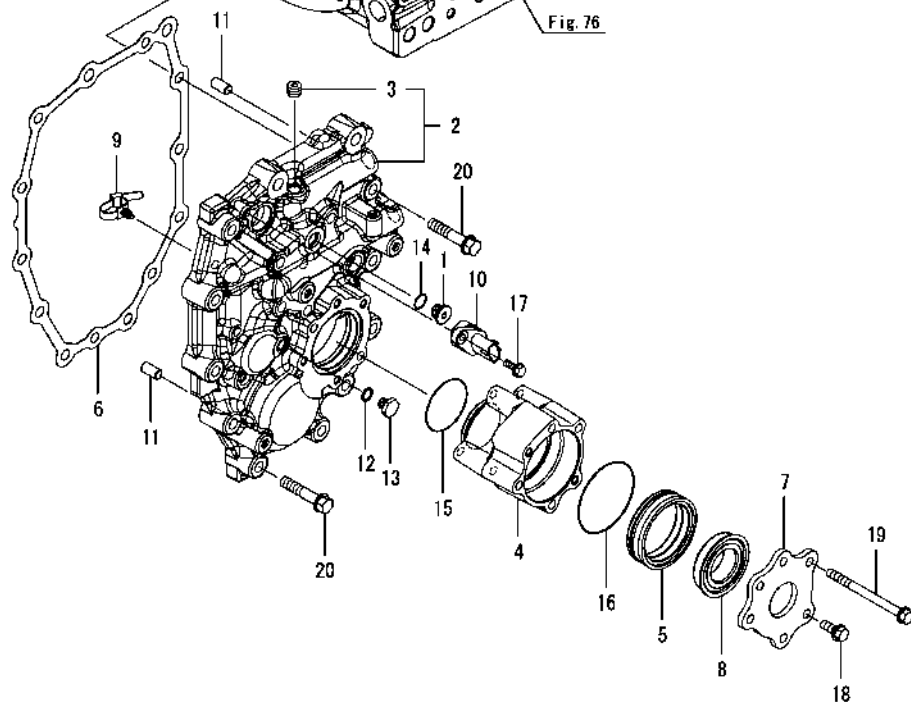


No.	Lev.	Parts No.	Description	Q'ty						I	R
				(A)	(B)	(C)	(D)	(E)	(F)		
1	1	1A8310-13910	BOLT, TENSION 10X30	2	2						
2	1	1A8042-24230	GASKET, FRONT COVER	1	1						
3	1	1A8042-24300	HOUSING ASSY, CENTER	1	1						
4	2	23871-010000	PLUG, R01	4	4						
5	2	23871-020000	PLUG, R02	2	2						
6	1	1A8042-24350	CASE ASSY, SEAL	1	1						
7	2	23871-010000	PLUG, R01	2	2						
8	1	1A8042-24390	GASKET,SEAL CASE	1	1						
9	1	22312-080180	PIN, PARALLEL M8X18	2	2						
10	1	22312-100180	PIN, PARALLEL M10X18	2	2						
11	1	26106-080202	BOLT, M8X 20 PLATED	2	2						
12	1	26106-080302	BOLT, M8X 30 PLATED	8	8						
13	1	26450-080302	BOLT, M8X 30	1	1						

Fig.79. VALVE(I-H.M.T.)



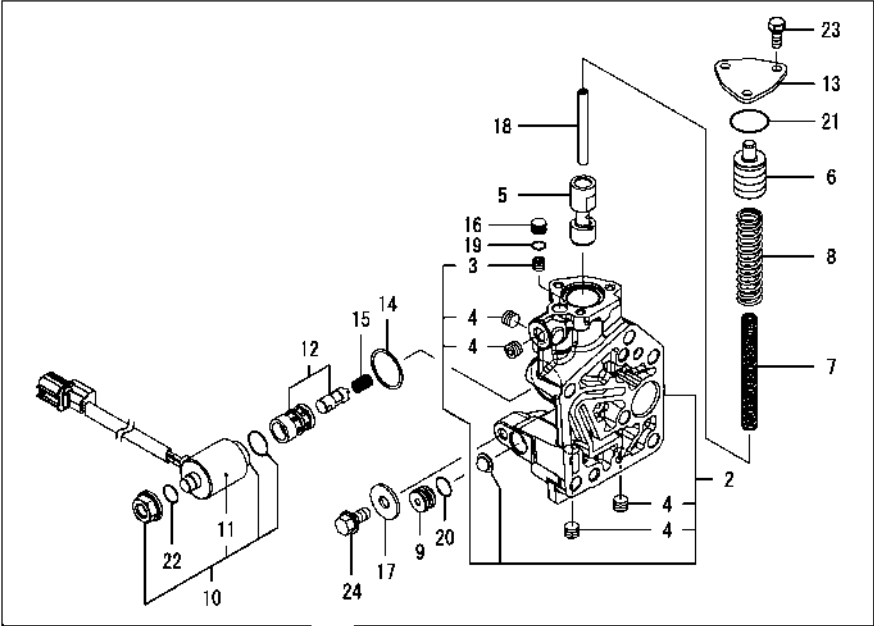
OCNP6-M04380										Fig.79	
(A)=YT347Y,EU (B)=YT359Y,EU (C)=										(D)= (E)= (F)=	
No.	Lev.	Parts No.	Description	Q'ty						I	R
				(A)	(B)	(C)	(D)	(E)	(F)		
1	1	168219-00030	VALVE ASSY, I-HMT	1	1						
2	2	168219-01210	WAVE WASHER	3	3						
3	2	168218-02150	RELIEF VALVE	1	1						
4	2	168218-02160	SP(MAIN RELIEF	1	1						
5	2	168219-03010	CASE ASSY, VALVE 9C	1	1						
6	2	168219-03030	COVER, VALVE 9C	1	1						
7	2	168219-03041	PACKING, COVER 9C	1	1						
8	2	168219-03200	SOLENOID ASSY,3	1	1						
9	2	178076-05420	PLUG, G,1/2	1	1						
10	2	192157-27060	SHIM (0.2	1	1						
11	2	192157-27080	SIM(T=0.5	1	1						
12	2	1A7180-52050	CONNECTOR, ADAPTER	1	1						
13	2	23871-010000	PLUG, R01	2	2						
14	2	24311-000180	O-RING, 1AP18.0	1	1						
15	2	26016-080202	BOLT, M8X 20	2	2						
16	2	26106-060162	BOLT, M6X 16 PLATED	1	1						
17	1	1A8042-24480	GASKET, I-HMT VALVE	1	1						
18	1	26106-080452	BOLT, M8X 45 PLATED	3	3						
19	1	26106-080902	BOLT, M8X 90 PLATED	6	6						



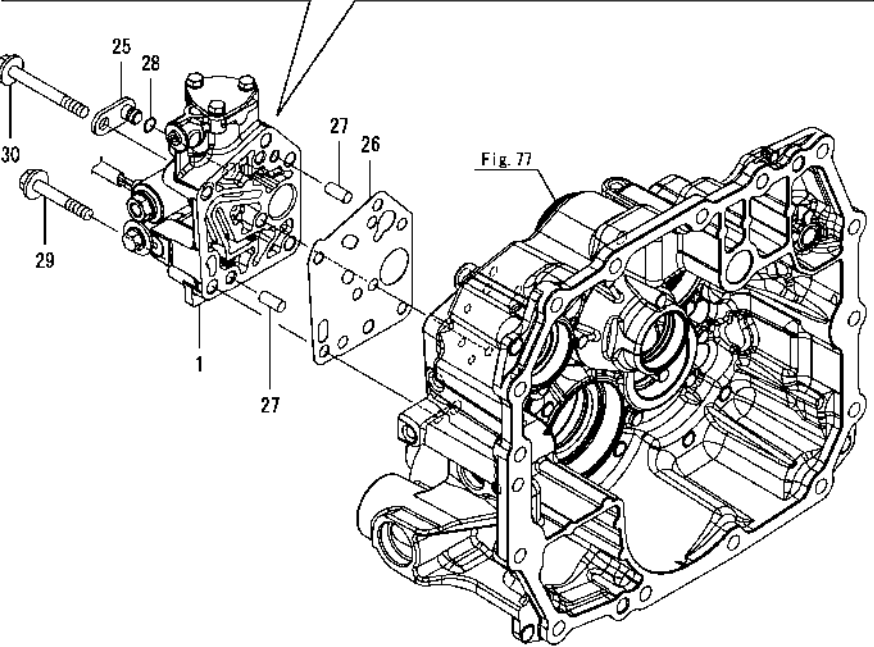
No.	Lev.	Parts No.	Description	Q'ty						I	R
				(A)	(B)	(C)	(D)	(E)	(F)		
1	1	178076-12400	PLUG, G1/4	1	1						
2	1	1A8042-24400	COVER ASSY, REAR	1	1						
3	2	23871-020000	PLUG, R02	1	1						
4	1	1A8475-24420	RETAINER, PTO SHAFT	1	1						
5	1	1A8475-24430	COLLAR, SEAL	1	1						
6	1	1A8042-24440	GASKET, REAR COVER	1	1						
7	1	1A8475-24440	PLATE, OIL SEAL	1	1						
8	1	194370-26350	SEAL, OIL QLF356019	1	1						
9	1	1A8275-51670	CLIP, M8 HOLE	1	1						
10	1	1A7180-52050	CONNECTOR, ADAPTER	1	1						
11	1	22312-100180	PIN, PARALLEL M10X18	2	2						
12	1	23414-100014	GASKET, 10X1.0	1	1						
13	1	23887-100002	PLUG, 10	1	1						
14	1	24311-000110	O-RING, 1AP11.0	1	1						
15	1	24321-000550	O-RING, 1AG55.0	1	1						
16	1	24321-000700	O-RING, 1AG70.0	1	1						
17	1	26106-060162	BOLT, M6X 16 PLATED	1	1						
18	1	26106-080202	BOLT, M8X 20 PLATED	2	2						
19	1	26106-081002	BOLT, M8X100 PLATED	4	4						
20	1	26106-100502	BOLT, M10X 50 PLATED	10	10						

(A)=YT347Y,EU
(B)=YT359Y,EU
(C)=

(D)=
(E)=
(F)=



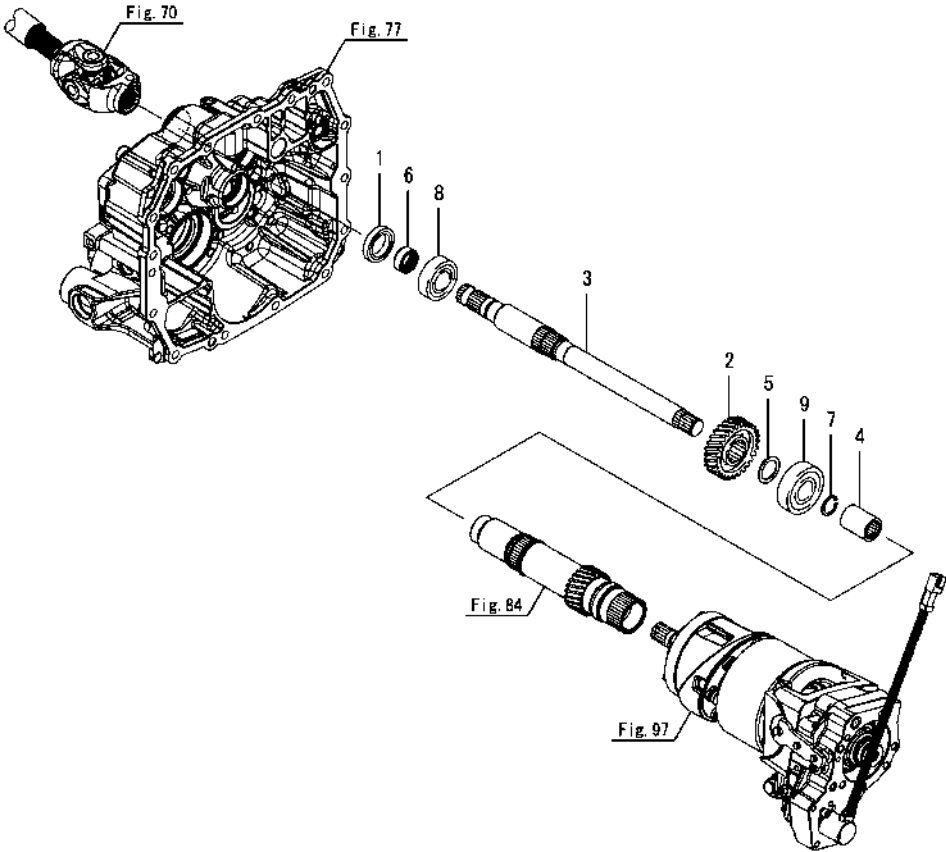
No.	Lev.	Parts No.	Description	Q'ty						I	R
				(A)	(B)	(C)	(D)	(E)	(F)		
1	1	1682D2-00030	VALVE ASSY, PTO	1	1						
2	2	1682D2-01011	BODY ASSY, VALVE 2A	1	1						
3	3	1682D1-01100	ORIFICE	1	1						
4	3	23871-010000	PLUG, R01	4	4						
5	2	1682D1-01050	VALVE, MODULATION	1	1						
6	2	1682D1-01060	PISTON(ACCUMULATOR	1	1						
7	2	1682D1-01070	SP(INNER	1	1						
8	2	1682D1-01080	SP(OUTER	1	1						
9	2	1682D2-01150	PLUG, 16	1	1						
10	2	1682D2-01200	SOLENOID ASSY	1	1						
11	3	1682D2-01210	COIL	1	1						
12	2	178076-02430	VALVE ASSY, SOLENOID	1	1						
13	2	198213-24750	COVER, DRV	1	1						
14	2	192159-27780	GASKET, SOLENOID	1	1						
15	2	192159-27830	SPRING,SOLENOID	1	1						
16	2	194170-45370	PLUG, FLOW CONTROL	1	1						
17	2	22157-080000	WASHER, 8	1	1						
18	2	22351-060060	PIN, SPRING 6.0X60	1	1						
19	2	24311-000070	O-RING, 1AP7.0	1	1						
20	2	24311-000120	O-RING, 1AP12.0	1	1						
21	2	24311-000240	O-RING, 1AP24.0	1	1						
22	2	24341-000112	O-RING, 1AS11.2	1	1						
23	2	26016-060162	BOLT, M6X 16	3	3						
24	2	26106-080162	BOLT, M8X 16 PLATED	1	1						
25	1	1A8275-24160	PLUG ASSY	1	1						
26	1	1A8060-26840	GASKET, PTO VALVE	1	1						
27	1	22312-080180	PIN, PARALLEL M8X18	2	2						
28	1	24311-000070	O-RING, 1AP7.0	1	1						
29	1	26106-080502	BOLT, M8X 50 PLATED	5	5						
30	1	26106-080702	BOLT, M8X 70 PLATED	1	1						



(A)=YT347Y,EU
(B)=YT359Y,EU
(C)=

(D)=
(E)=
(F)=

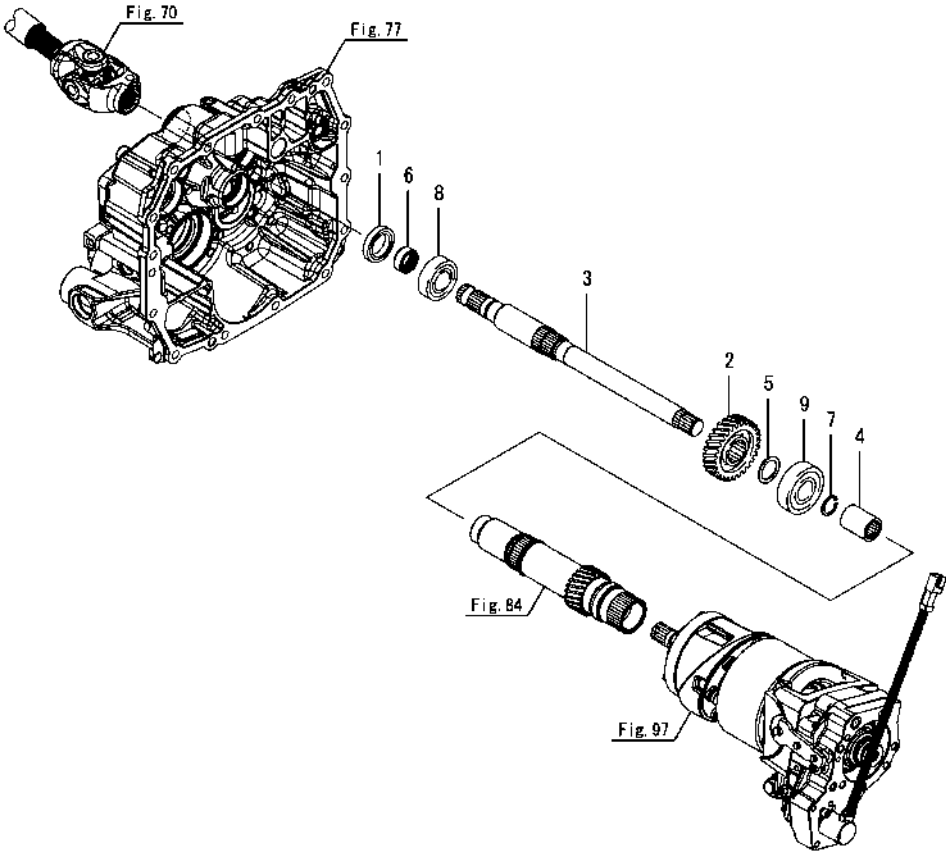
No.	Lev.	Parts No.	Description	Q'ty						I	R
				(A)	(B)	(C)	(D)	(E)	(F)		
1	1	198200-24320	SEAL, OIL TC304508	1							
2	1	1A7180-25110	GEAR, Z=29	1							
3	1	1A8470-25110	SHAFT, INPUT	1							
4	1	198212-25150	COUPLING, 13X16/32	1							
5	1	194190-26840	SPACER, 25X35X1.6	1							
6	1	1E6190-54080	SLEEVE SI25X30X13	1							
7	1	22252-000190	RING, 19	1							
8	1	24101-062054	BEARING, BALL 6205	1							
9	1	24101-063054	BEARING, BALL 6305	1							



(A)=YT347Y,EU
(B)=YT359Y,EU
(C)=

(D)=
(E)=
(F)=

No.	Lev.	Parts No.	Description	Q'ty						I	R
				(A)	(B)	(C)	(D)	(E)	(F)		
1	1	198200-24320	SEAL, OIL TC304508		1						
2	1	1A7210-25110	GEAR, Z=31		1						
3	1	1A8470-25110	SHAFT, INPUT		1						
4	1	198212-25150	COUPLING, 13X16/32		1						
5	1	194190-26840	SPACER, 25X35X1.6		1						
6	1	1E6190-54080	SLEEVE SI25X30X13		1						
7	1	22252-000190	RING, 19		1						
8	1	24101-062054	BEARING, BALL 6205		1						
9	1	24101-063054	BEARING, BALL 6305		1						

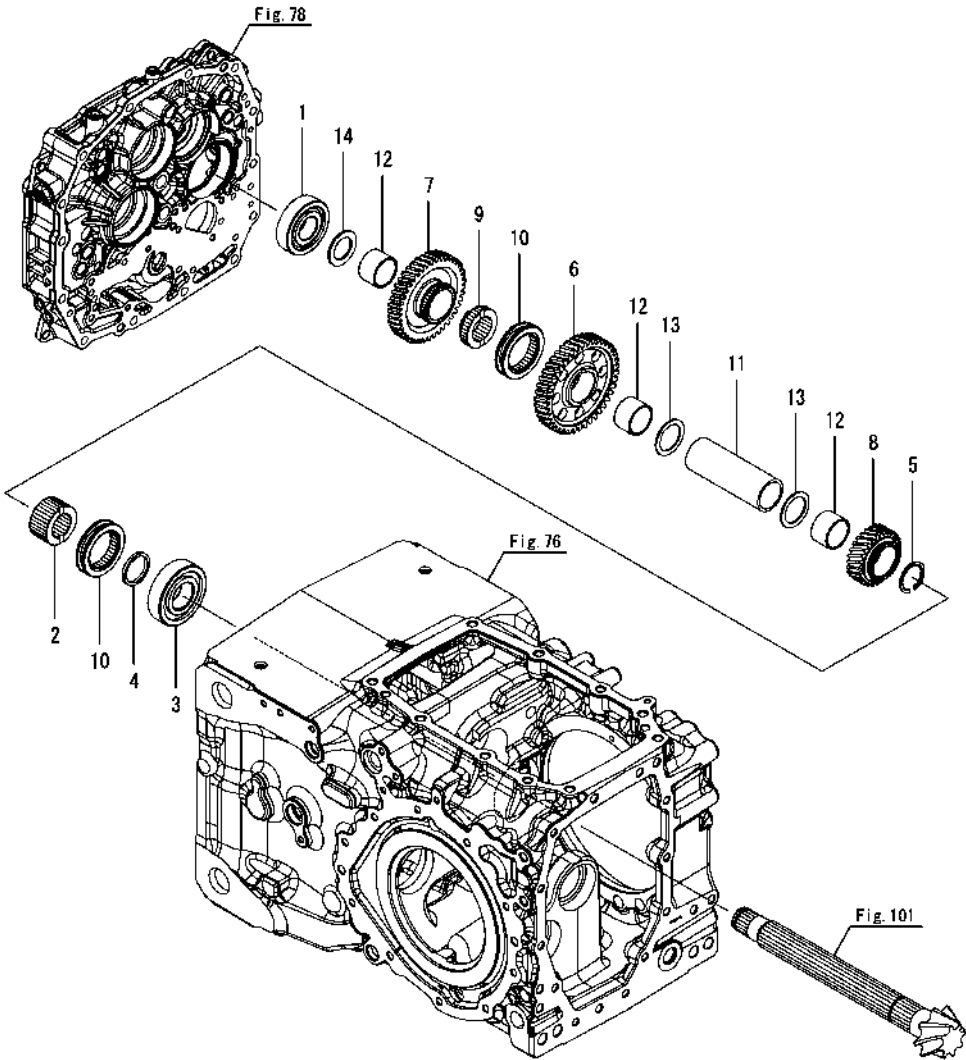




No.	Lev.	Parts No.	Description	Q'ty						I	R
				(A)	(B)	(C)	(D)	(E)	(F)		
1	1	1A8042-25311	SHAFT, OUTPUT	1	1						
2	1	1A8042-25320	GEAR, DRIVE F	1	1						
3	1	22242-000450	RING, 45	1	1						
4	1	24101-060094	BEARING, BALL 6009	1	1						
5	1	24101-062074	BEARING, BALL 6207	1	1						

(A)=YT347Y,EU
(B)=YT359Y,EU
(C)=

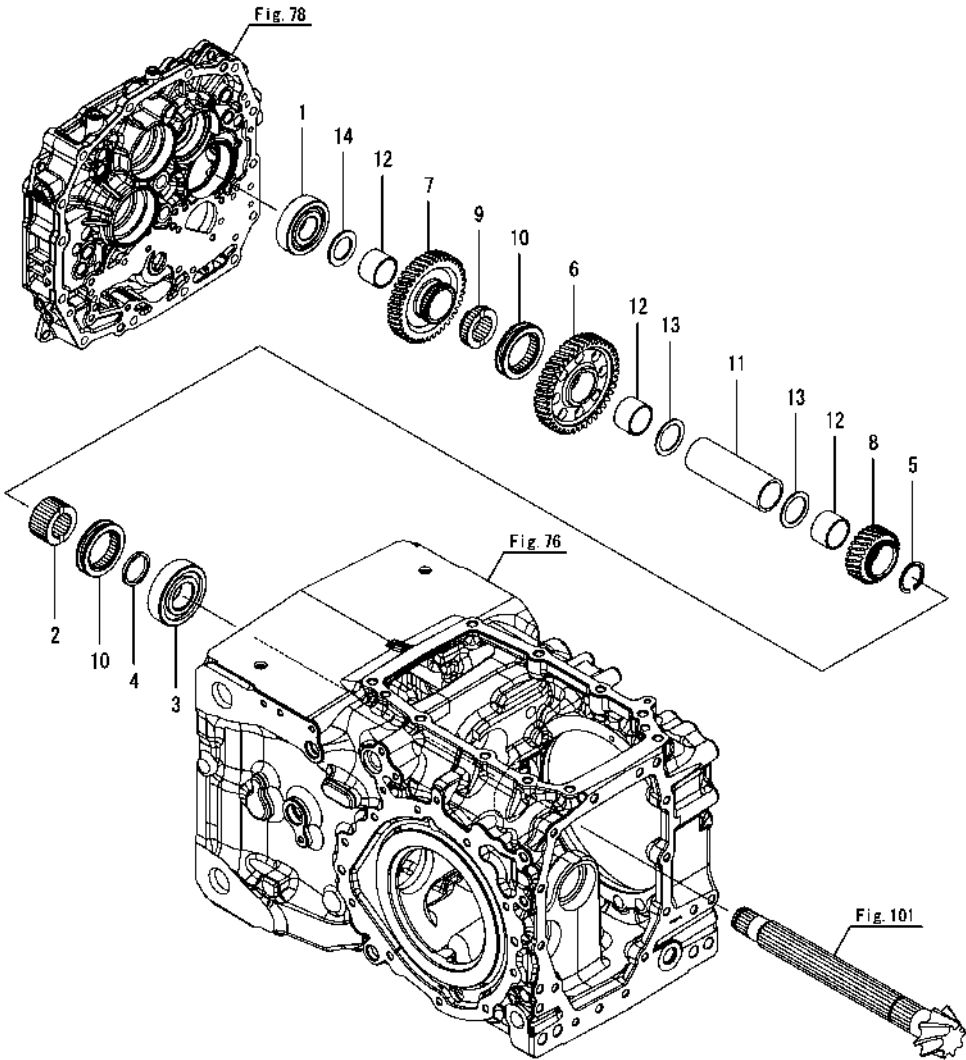
(D)=
(E)=
(F)=



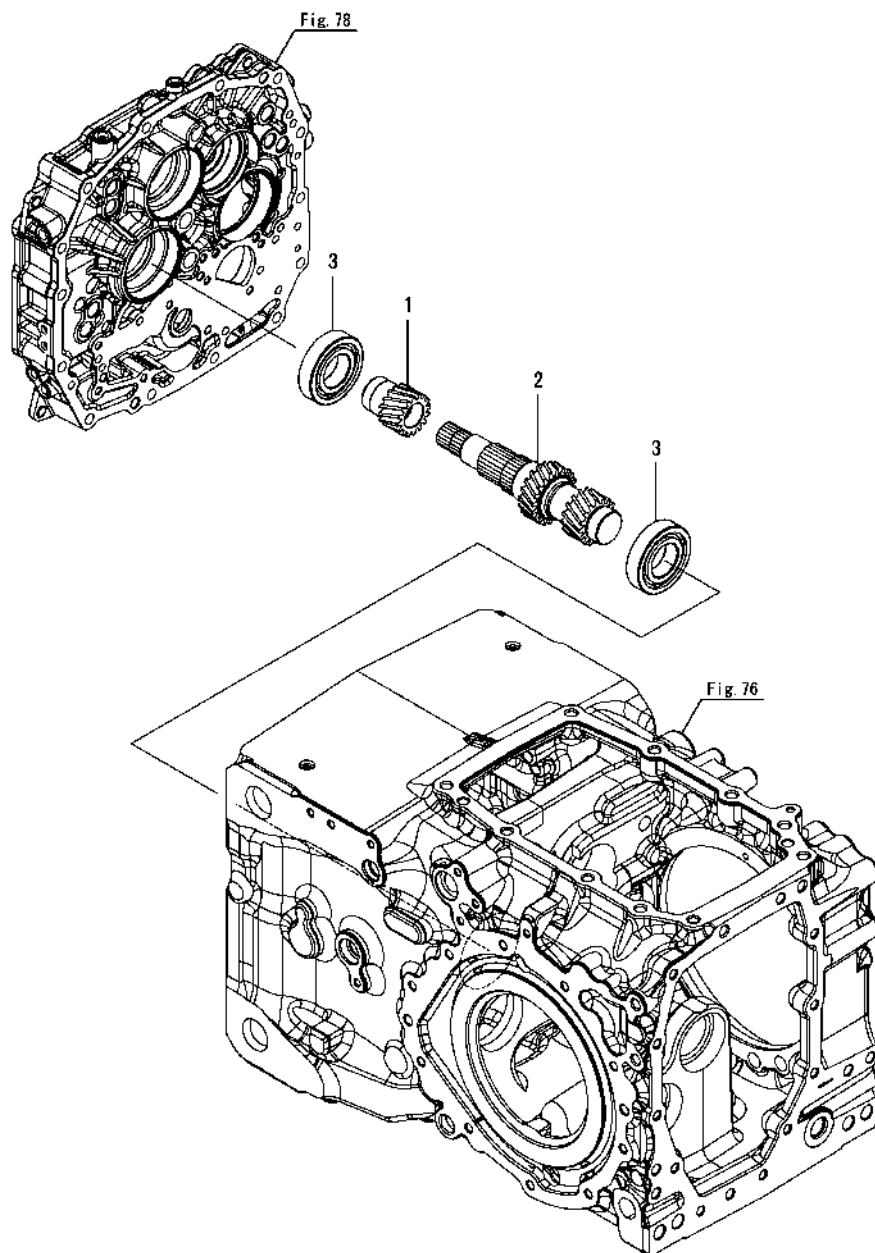
No.	Lev.	Parts No.	Description	Q'ty						I	R
				(A)	(B)	(C)	(D)	(E)	(F)		
1	1	174842-13740	BEARING, 6306RSH2	1							
2	1	198149-25780	COLLAR, SPLINE A	1							
3	1	198390-25790	BEARING, 6307R SH2	1							
4	1	1A8042-25800	COLLAR	1							
5	1	1A8310-25810	RING, 35X2	1							
6	1	1A8470-25810	GEAR, COUNTER 44	1							
7	1	1A8470-25820	GEAR, COUNTER 42	1							
8	1	1A8470-25830	GEAR, COUNTER 26	1							
9	1	1A8042-25841	COLLAR, SPLINE	1							
10	1	198149-25890	SHIFTER	2							
11	1	1A8042-25890	COLLAR, 36X43X123	1							
12	1	1A8042-26280	BUSH,	3							
13	1	1A7530-27570	WASHER, 35X47X2	2							
14	1	1A6650-28150	WASHER, THRUST	1							

(A)=YT347Y,EU
(B)=YT359Y,EU
(C)=

(D)=
(E)=
(F)=

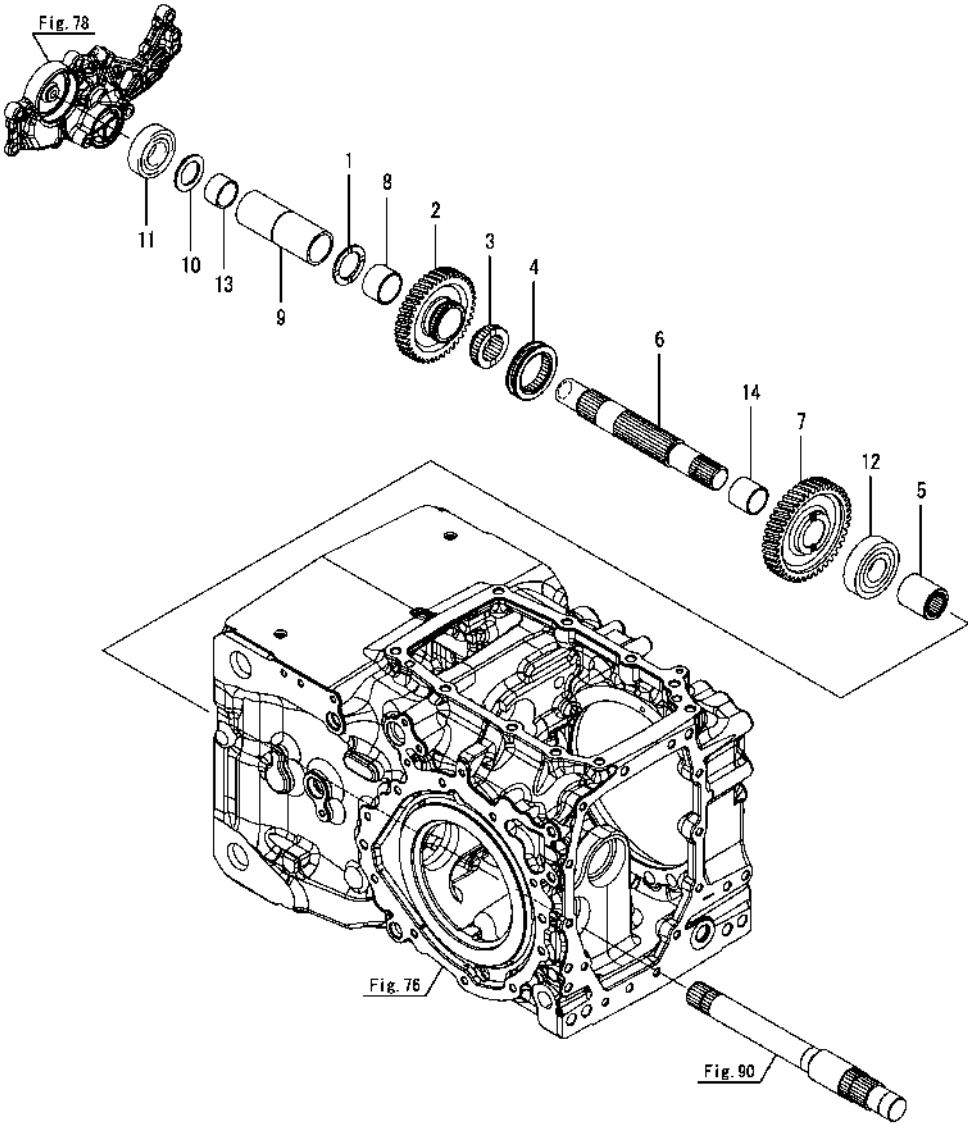


No.	Lev.	Parts No.	Description	Q'ty						I	R
				(A)	(B)	(C)	(D)	(E)	(F)		
1	1	174842-13740	BEARING, 6306RSH2		1						
2	1	198149-25780	COLLAR, SPLINE A		1						
3	1	198390-25790	BEARING, 6307R SH2		1						
4	1	1A8042-25800	COLLAR		1						
5	1	1A8310-25810	RING, 35X2		1						
6	1	1A8470-25810	GEAR, COUNTER 44		1						
7	1	1A8470-25820	GEAR, COUNTER 42		1						
8	1	1A8460-25830	GEAR, COUNTER 24		1						
9	1	1A8042-25841	COLLAR, SPLINE		1						
10	1	198149-25890	SHIFTER		2						
11	1	1A8042-25890	COLLAR, 36X43X123		1						
12	1	1A8042-26280	BUSH,		3						
13	1	1A7530-27570	WASHER, 35X47X2		2						
14	1	1A6650-28150	WASHER, THRUST		1						



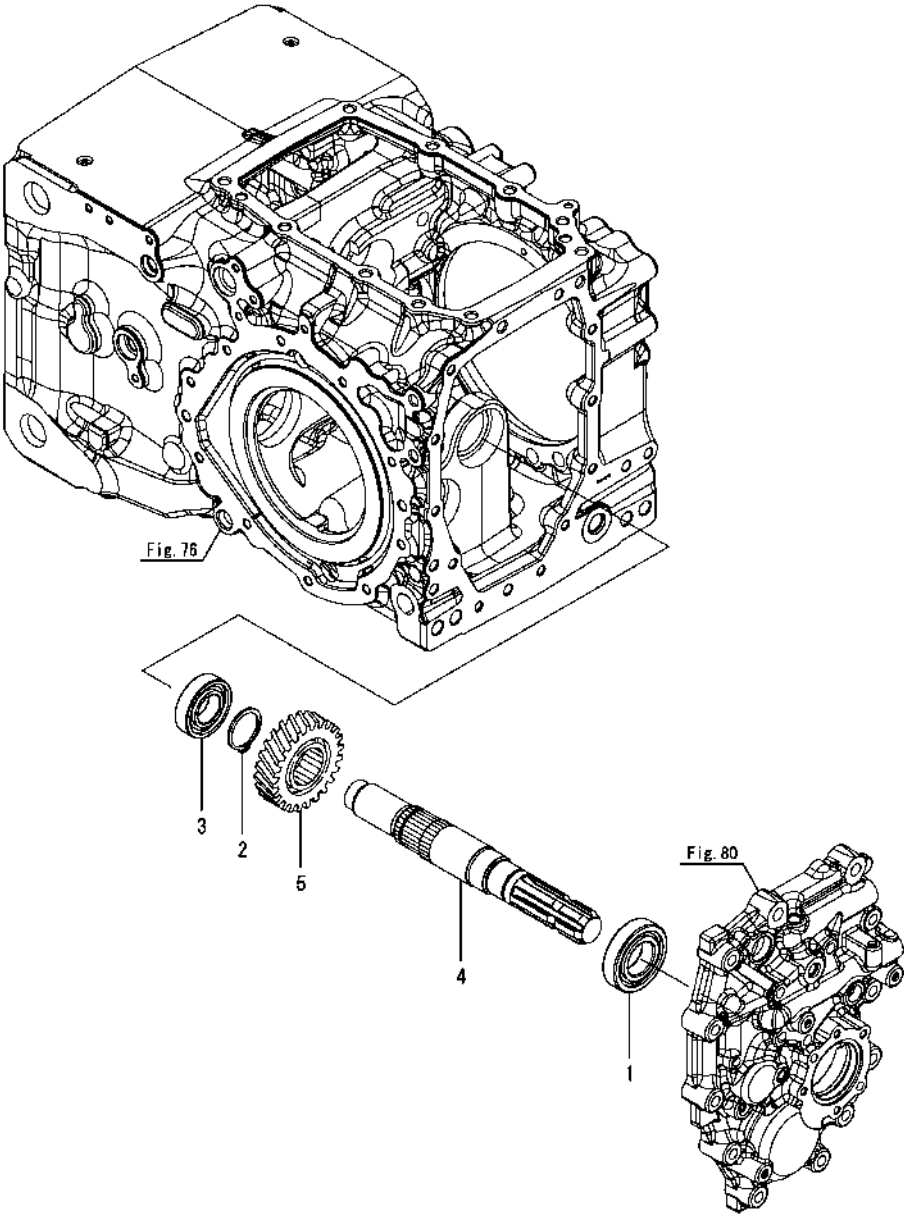
No.	Lev.	Parts No.	Description	Q'ty						I	R
				(A)	(B)	(C)	(D)	(E)	(F)		
1	1	1A8472-26110	DRIVE, PTO	1	1						
2	1	1A8470-26120	SHAFT, PINION PTO	1	1						
3	1	24101-062074	BEARING, BALL 6207	2	2						

Fig.88. P.T.O. DRIVEN SHAFT



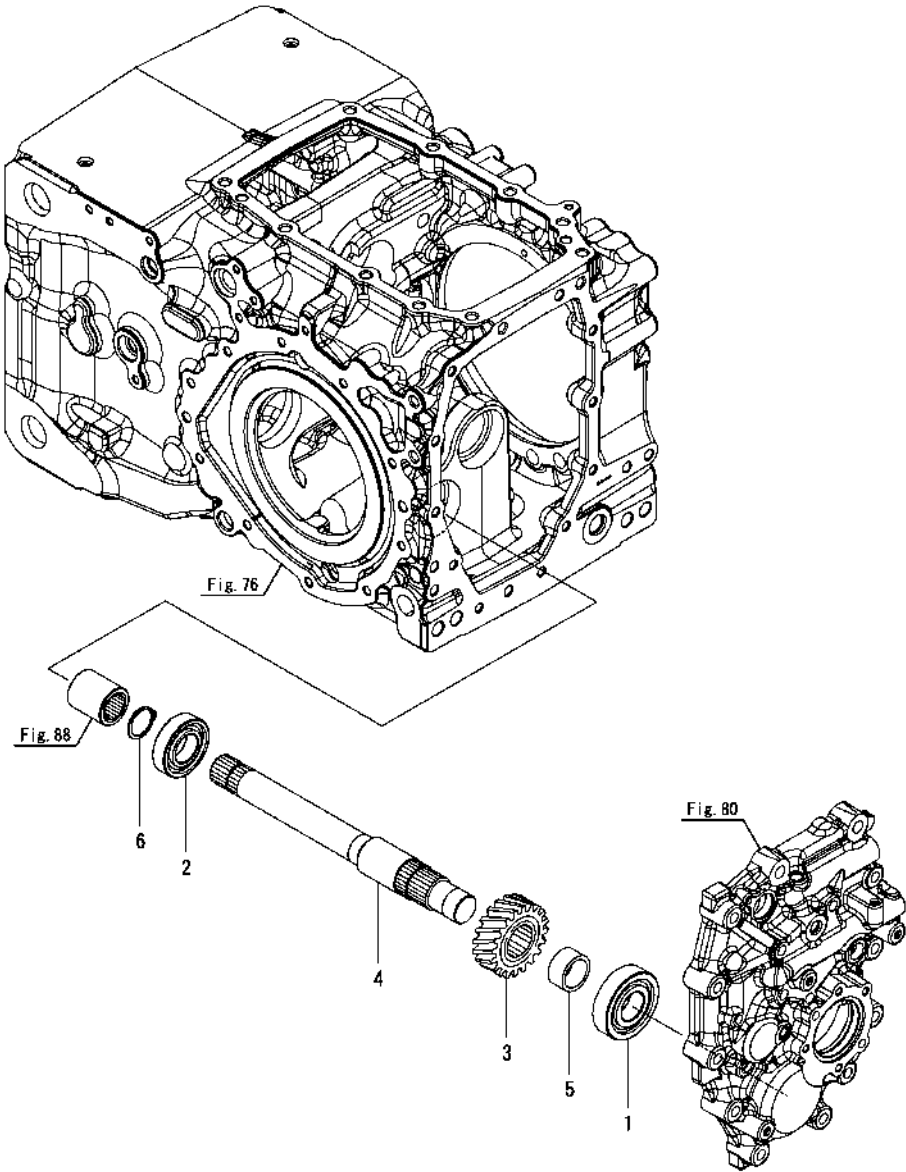
							0CNP6-M04380 Fig.88				
							(A)=YT347Y,EU		(D)=		
							(B)=YT359Y,EU		(E)=		
							(C)=		(F)=		
No.	Lev.	Parts No.	Description	Q'ty						I	R
				(A)	(B)	(C)	(D)	(E)	(F)		
1	1	194180-25550	WASHER, 35X50X3	1	1						
2	1	1A8470-25820	GEAR, COUNTER 42	1	1						
3	1	1A8042-25841	COLLAR, SPLINE	1	1						
4	1	198149-25890	SHIFTER	1	1						
5	1	194640-26130	COUPLING, PTO	1	1						
6	1	1A8470-26210	SHAFT, PTO SHIFT	1	1						
7	1	1A8470-26221	GEAR, DRIVEN 44	1	1						
8	1	1A8042-26280	BUSH,	1	1						
9	1	1A8472-26290	COLLAR,36X43X117	1	1						
10	1	1A6650-28150	WASHER, THRUST	1	1						
11	1	24101-062064	BEARING, BALL 6206	1	1						
12	1	24101-063064	BEARING, BALL 6306	1	1						
13	1	24163-305200	RING, INNER 303520	1	1						
14	1	24163-305300	RACE 303530, INNER	1	1						

Fig.89. P.T.O. SHAFT



				0CNP6-M04380		Fig.89					
				(A)=YT347Y,EU		(D)=					
				(B)=YT359Y,EU		(E)=					
				(C)=		(F)=					
No.	Lev.	Parts No.	Description	Q'ty						I	R
				(A)	(B)	(C)	(D)	(E)	(F)		
1	1	198390-25230	BEARING, 6207R SH2	1	1						
2	1	1A8296-25240	RING, 40	1	1						
3	1	198165-25810	BEARING, HTFHR6206	1	1						
4	1	1A8475-26310	SHAFT, PTO	1	1						
5	1	1A7180-26420	GEAR, PTO Z=24	1	1						

Fig.90. P.T.O. REDUCTION SHAFT



0CNP6-M04380 Fig.90

(A)=YT347Y,EU

(B)=YT359Y,EU

(C)=

(D)=

(E)=

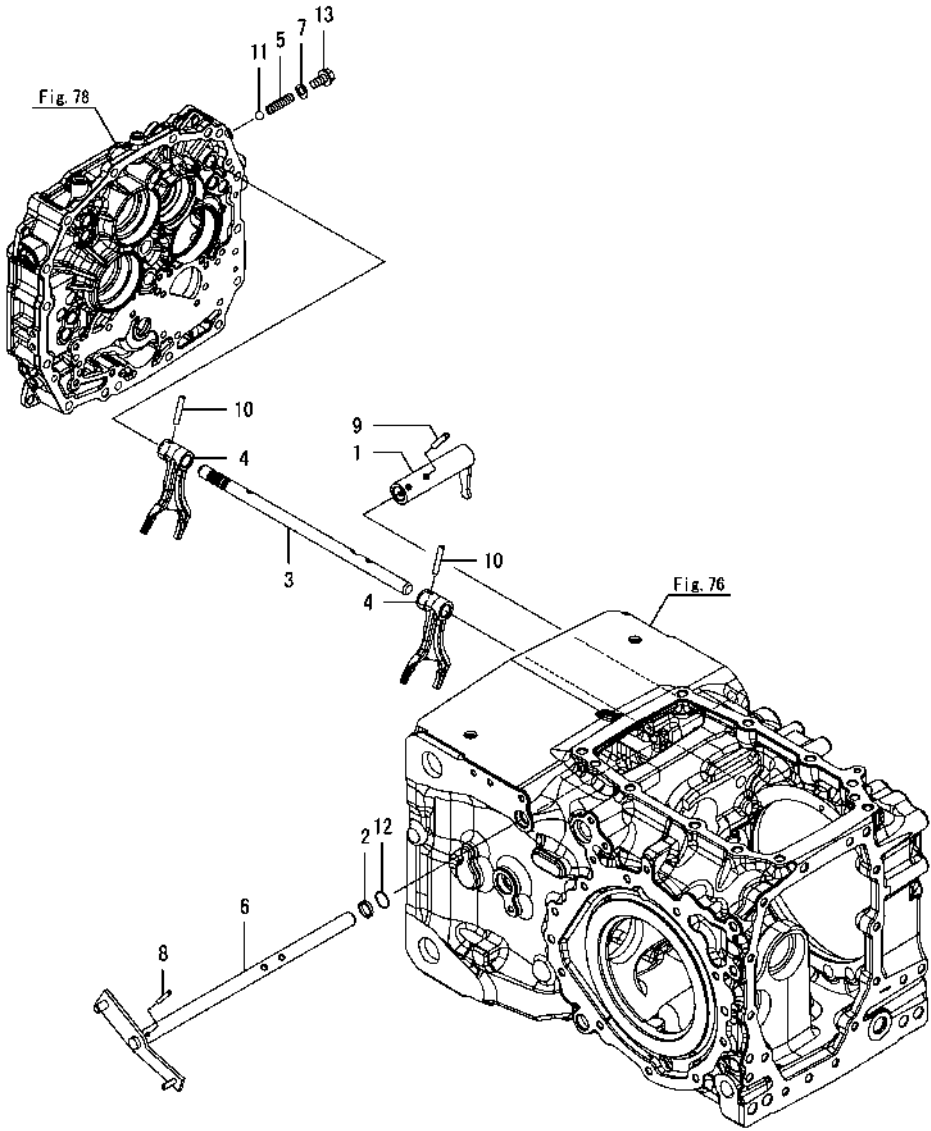
(F)=

No.	Lev.	Parts No.	Description	Q'ty						I	R
				(A)	(B)	(C)	(D)	(E)	(F)		
1	1	174842-13740	BEARING, 6306RSH2	1	1						
2	1	198165-25810	BEARING, HTFHR6206	1	1						
3	1	1A7180-26410	PINION, PTO 19	1	1						
4	1	1A8470-26410	SHAFT, PTO DRIVE	1	1						
5	1	1A8042-26431	COLLAR,30X38X19	1	1						
6	1	22242-000300	RING, 30	1	1						

(A)=YT347Y,EU
(B)=YT359Y,EU
(C)=

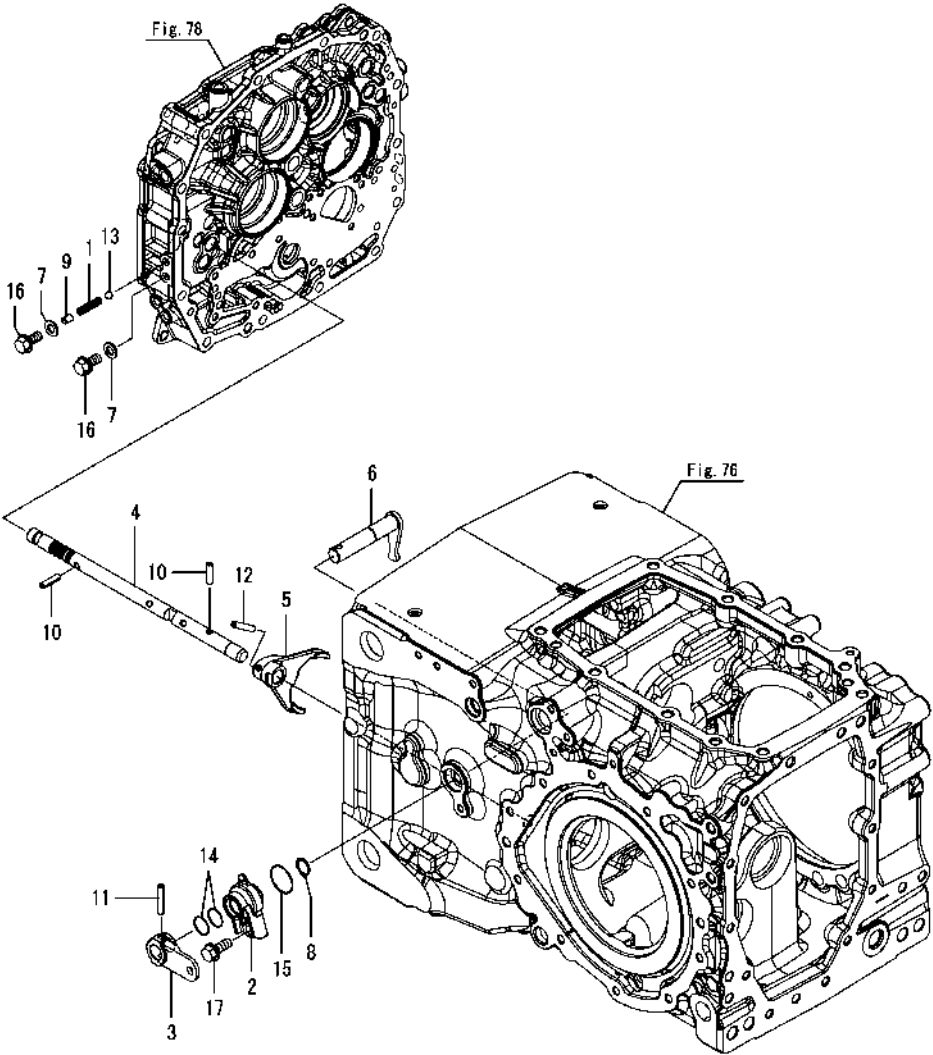
(D)=
(E)=
(F)=

No.	Lev.	Parts No.	Description	Q'ty						I	R
				(A)	(B)	(C)	(D)	(E)	(F)		
1	1	1A7180-27050	ARM, RANGE SHIFT	1	1						
2	1	198119-27150	COLLAR, SHIFT ARM A	1	1						
3	1	1A8042-27510	SHAFT, FORK RANGE	1	1						
4	1	1A8042-27521	FORK, RANGE	2	2						
5	1	194680-27540	SPRING, FORK LOCK	1	1						
6	1	1A8470-27550	SHAFT ASSY, RANGE	1	1						
7	1	22190-080000	WASHER, SEAL 8	1	1						
8	1	22351-040032	PIN, SPRING 4.0X32	1	1						
9	1	22351-060036	PIN, SPRING 6.0X36	1	1						
10	1	22351-060036	PIN, SPRING 6.0X36	2	2						
11	1	24190-080001	BALL, STEEL 1/4	1	1						
12	1	24311-000160	O-RING, 1AP16.0	1	1						
13	1	26106-080162	BOLT, M8X 16 PLATED	1	1						



(A)=YT347Y,EU
(B)=YT359Y,EU
(C)=

(D)=
(E)=
(F)=

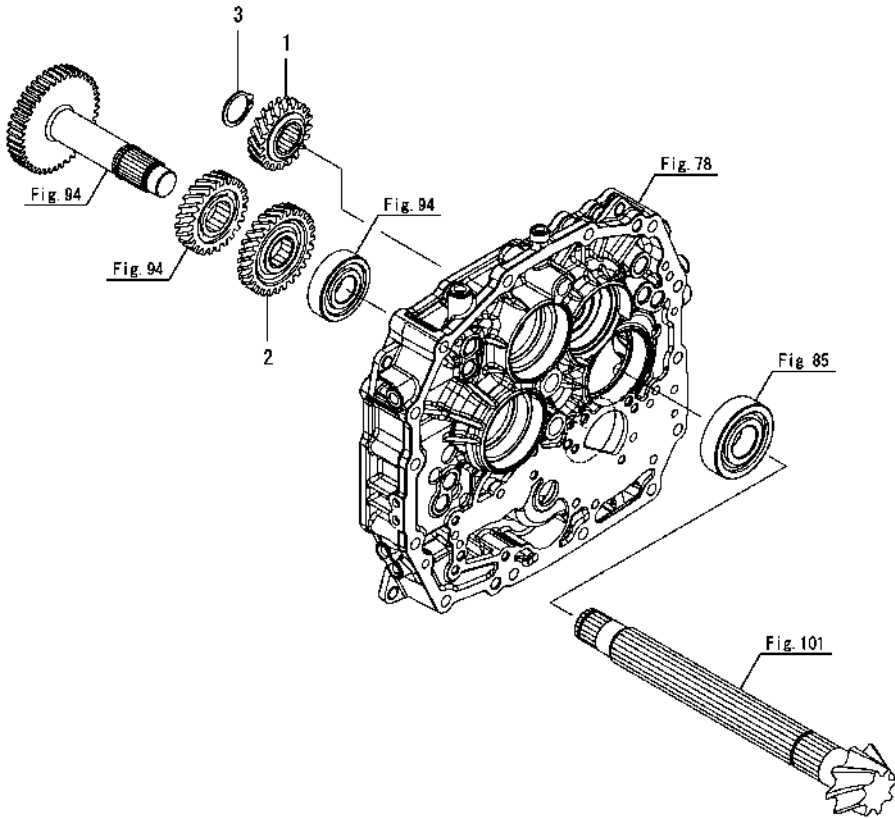


No.	Lev.	Parts No.	Description	Q'ty						I	R
				(A)	(B)	(C)	(D)	(E)	(F)		
1	1	1A7180-27410	SPRING, FORK LOCK	1	1						
2	1	198071-27470	HOLDER, SHIFT ARM	1	1						
3	1	198072-27650	ARM, SHIFT 50	1	1						
4	1	1A8470-27710	SHAFT, FORK PTO A	1	1						
5	1	1A8042-27730	FORK, PTO	1	1						
6	1	1A8042-27750	ARM ASSY, PTO SHIFT	1	1						
7	1	22190-080000	WASHER, SEAL 8	2	2						
8	1	22242-000170	RING, 17	1	1						
9	1	22312-060080	PIN, PARALLEL M6X 8	1	1						
10	1	22351-060025	PIN, SPRING 6.0X25	2	2						
11	1	22351-060036	PIN, SPRING 6.0X36	1	1						
12	1	22351-060036	PIN, SPRING 6.0X36	1	1						
13	1	24190-080001	BALL, STEEL 1/4	1	1						
14	1	24311-000160	O-RING, 1AP16.0	2	2						
15	1	24321-000250	O-RING, 1AG25.0	1	1						
16	1	26106-080162	BOLT, M8X 16 PLATED	2	2						
17	1	26106-080202	BOLT, M8X 20 PLATED	1	1						

(A)=YT347Y,EU
(B)=YT359Y,EU
(C)=

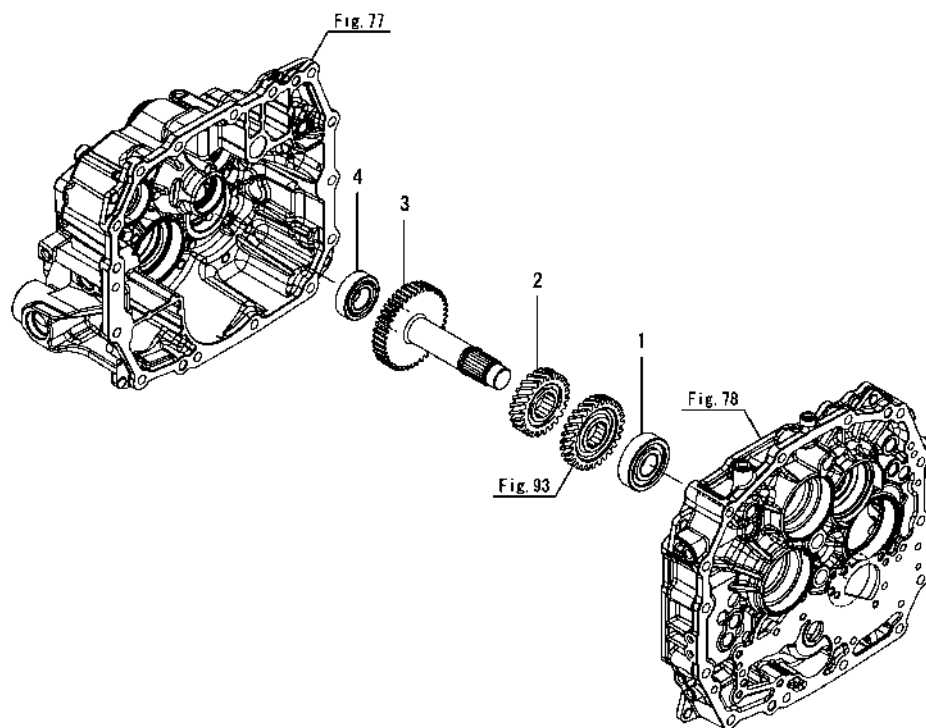
(D)=
(E)=
(F)=

No.	Lev.	Parts No.	Description	Q'ty						I	R
				(A)	(B)	(C)	(D)	(E)	(F)		
1	1	1A8450-28110	GEAR, FRONT DRIVE 22	1	1						
2	1	1A8450-28120	GEAR,FRONT DRIVEN 29	1	1						
3	1	1A8042-28140	RING, 29	1	1						



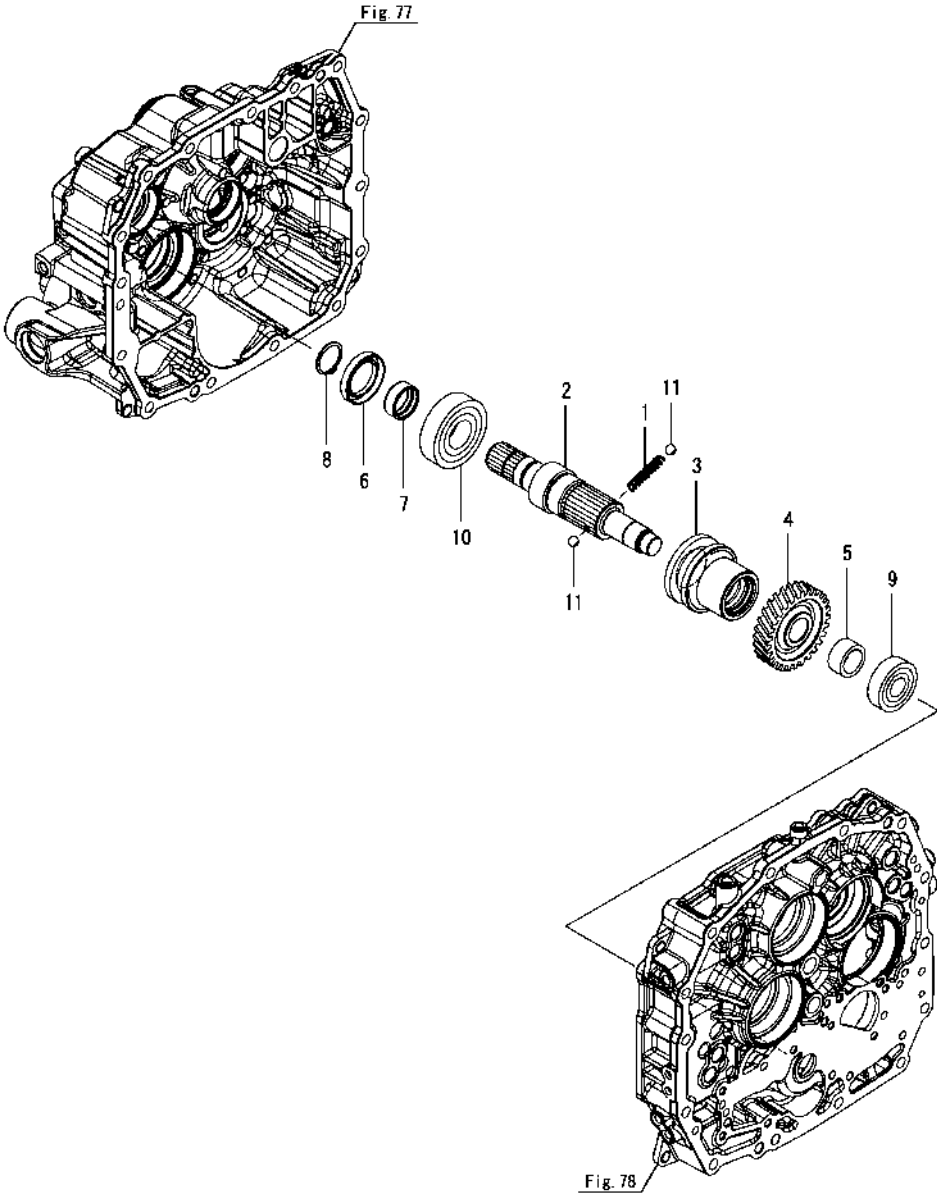
(A)=YT347Y,EU
(B)=YT359Y,EU
(C)=

No.	Lev.	Parts No.	Description	Q'ty						I	R
				(A)	(B)	(C)	(D)	(E)	(F)		
1	1	194555-25880	BEARING, BALL TMB305	1	1						
2	1	1A7180-28060	PINION, 22	1	1						
3	1	1A8042-28210	SHAFT, IDLE 4WD	1	1						
4	1	24101-062054	BEARING, BALL 6205	1	1						



(A)=YT347Y,EU
(B)=YT359Y,EU
(C)=

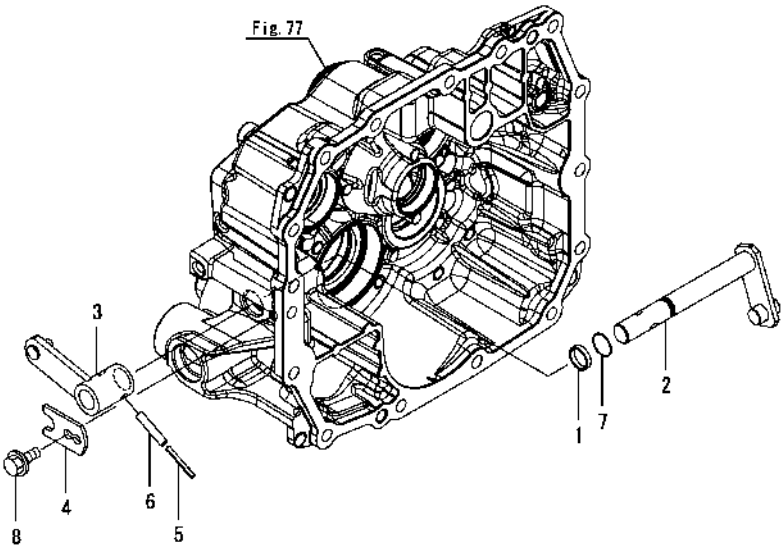
(D)=
(E)=
(F)=



No.	Lev.	Parts No.	Description	Q'ty						I	R
				(A)	(B)	(C)	(D)	(E)	(F)		
1	1	198220-26910	SPRING, 30.2	1	1						
2	1	1A8472-28310	SHAFT, FRONT DRIVE	1	1						
3	1	1A8472-28320	SLIDER, 4WD	1	1						
4	1	1A8472-28360	GEAR, DRIVE FRONT	1	1						
5	1	1A8472-28390	COLLAR, 25X34X17	1	1						
6	1	194305-32650	SEAL, OIL TC35529	1	1						
7	1	194420-39370	SLEEVE, 30X35X13A	1	1						
8	1	22242-000300	RING, 30	1	1						
9	1	24101-063044	BEARING, BALL 6304	1	1						
10	1	24101-063064	BEARING, BALL 6306	1	1						
11	1	24190-080001	BALL, STEEL 1/4	2	2						

(A)=YT347Y,EU
(B)=YT359Y,EU
(C)=

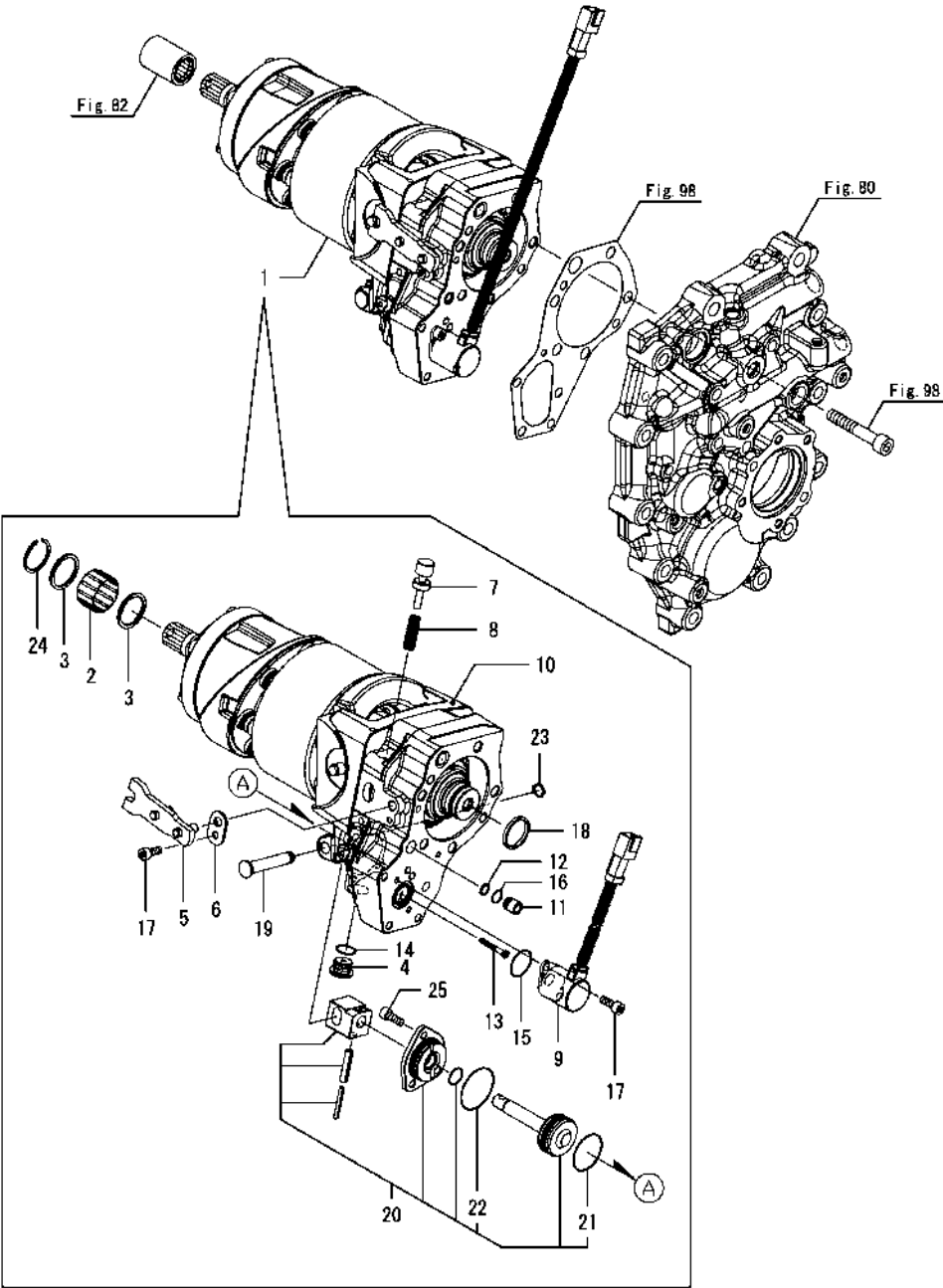
(D)=
(E)=
(F)=



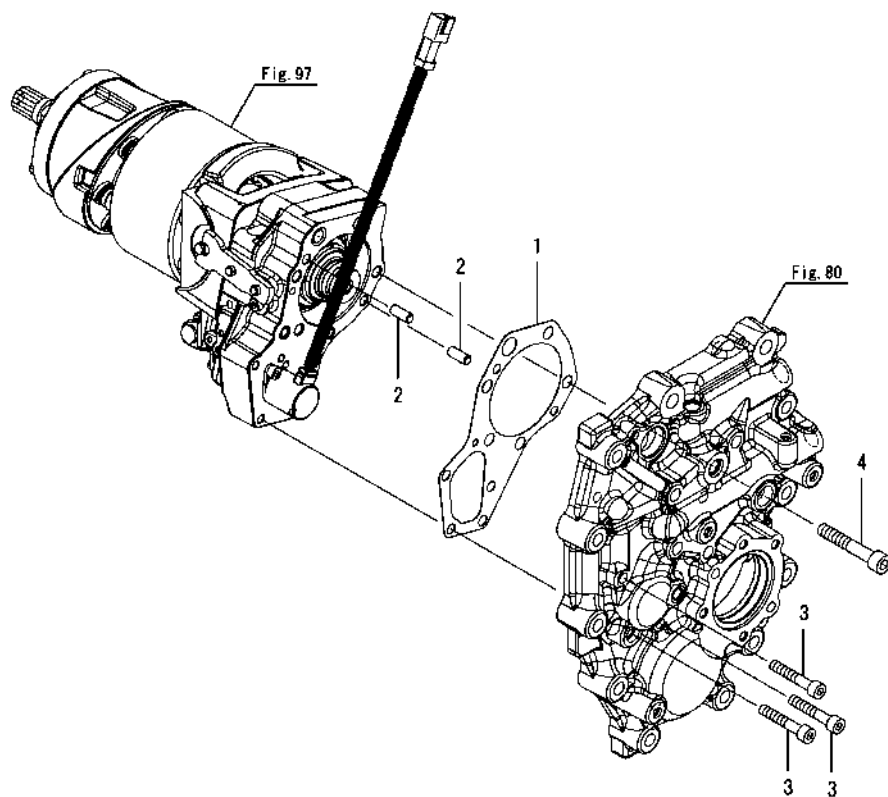
No.	Lev.	Parts No.	Description	Q'ty						I	R
				(A)	(B)	(C)	(D)	(E)	(F)		
1	1	198119-27150	COLLAR, SHIFT ARM A	1	1						
2	1	1A8475-28450	ARM ASSY,FRONT SHIFT	1	1						
3	1	1A8475-28500	ARM ASSY, 4WD	1	1						
4	1	1A8310-28560	PLATE, KEEP	1	1						
5	1	22351-035032	PIN, SPRING 3.5X32	1	1						
6	1	22351-060032	PIN, SPRING 6.0X32	1	1						
7	1	24311-000160	O-RING, 1AP16.0	1	1						
8	1	26106-080162	BOLT, M8X 16 PLATED	1	1						

(A)=YT347Y,EU
(B)=YT359Y,EU
(C)=

(D)=
(E)=
(F)=



No.	Lev.	Parts No.	Description	Q'ty						I	R
				(A)	(B)	(C)	(D)	(E)	(F)		
1	1	168KAD-29000	I-HMT KIT, D	1	1						
2	2	194311-13880	BEARING, 283518	1	1						
3	2	194311-13910	WASHER, 28X33.5X2	2	2						
4	2	168461-01150	PLUG(CHEWCK	1	1						
5	2	168KA0-29150	LEVER(SERVO	1	1						
6	2	168KA0-29160	GUIDE(SERVO LEVER	1	1						
7	2	168KA0-29170	SPOOL(FEEDBACK	1	1						
8	2	168KA0-29180	SPRING(SERVO	1	1						
9	2	168KAD-29232	SOLENOID ASSY	1	1						
10	2	168KA1-29250	HOLDER(CRADLE CMP	1	1						
11	2	168KA1-29290	SPACER(STRAINER	1	1						
12	2	194680-77770	STRAINER	1	1						
13	2	168HQ0-87690	SPOOL VALVE(DETENT	1	1						
14	2	24311-000140	O-RING, 1AP14.0	1	1						
15	2	24311-000220	O-RING, 1AP22.0	1	1						
16	2	24341-000090	O-RING, 1AS9.0	1	1						
17	2	26450-060162	BOLT, M6X 16	3	3						
18	2	145610-83400	RING, SEAL	1	1						
19	2	168KA0-29840	PIN(CRADLE	1	1						
20	2	168KA0-29900	PISTON(SERVO CMP	1	1						
21	3	24311-000300	O-RING, 1AP30.0	1	1						
22	3	24341-000340	O-RING, 1AS34.0	1	1						
23	2	22242-000100	RING, 10	1	1						
24	2	24164-000282	CIRCLIP 28	1	1						
25	2	26450-060162	BOLT, M6X 16	3	3						

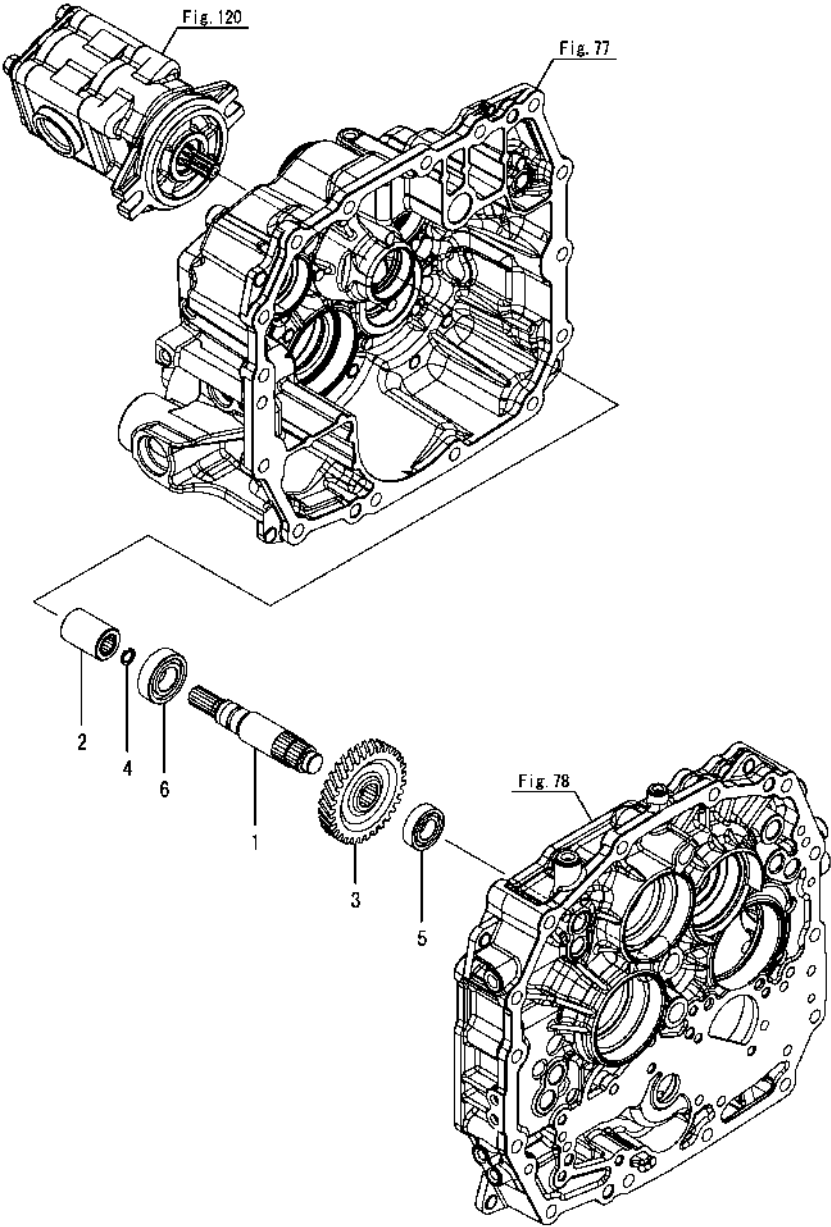


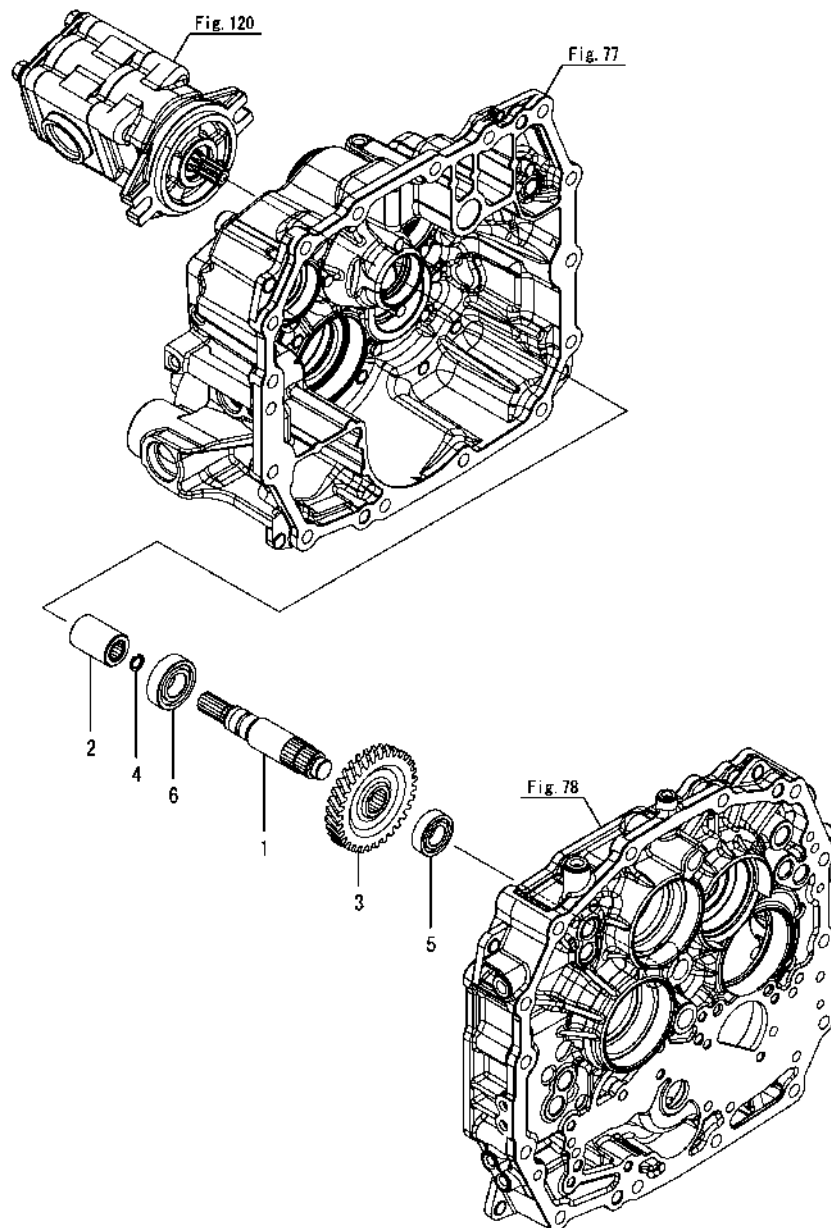
No.	Lev.	Parts No.	Description	(A)	(B)	(C)	(D)	(E)	(F)	I	R
1	1	1A8060-29310	GASKET, IHMT	1	1						
2	1	22312-080180	PIN, PARALLEL M8X18	2	2						
3	1	26450-080452	BOLT, M8X 45	3	3						
4	1	26450-100602	BOLT, M10X 60	5	5						

(A)=YT347Y,EU
(B)=YT359Y,EU
(C)=

(D)=
(E)=
(F)=

No.	Lev.	Parts No.	Description	Q'ty						I	R
				(A)	(B)	(C)	(D)	(E)	(F)		
1	1	1A8470-29910	SHAFT, PUMP	1							
2	1	1A8470-29920	COUPLING	1							
3	1	1A8470-29930	GEAR, PUMP 32	1							
4	1	22252-000130	RING, 13	1							
5	1	24101-060034	BEARING, BALL 6003	1							
6	1	24101-060044	BEARING, BALL 6004	1							



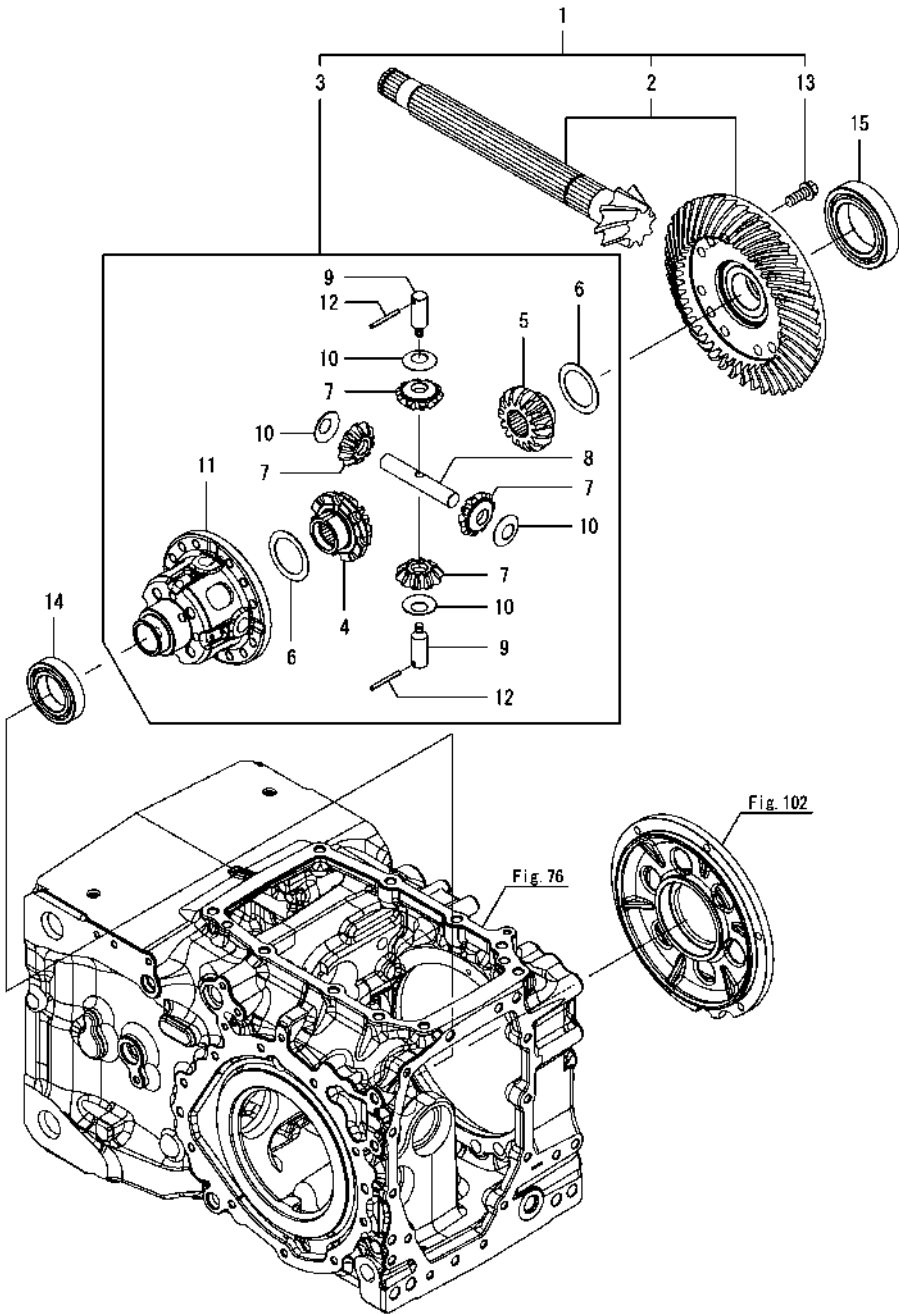


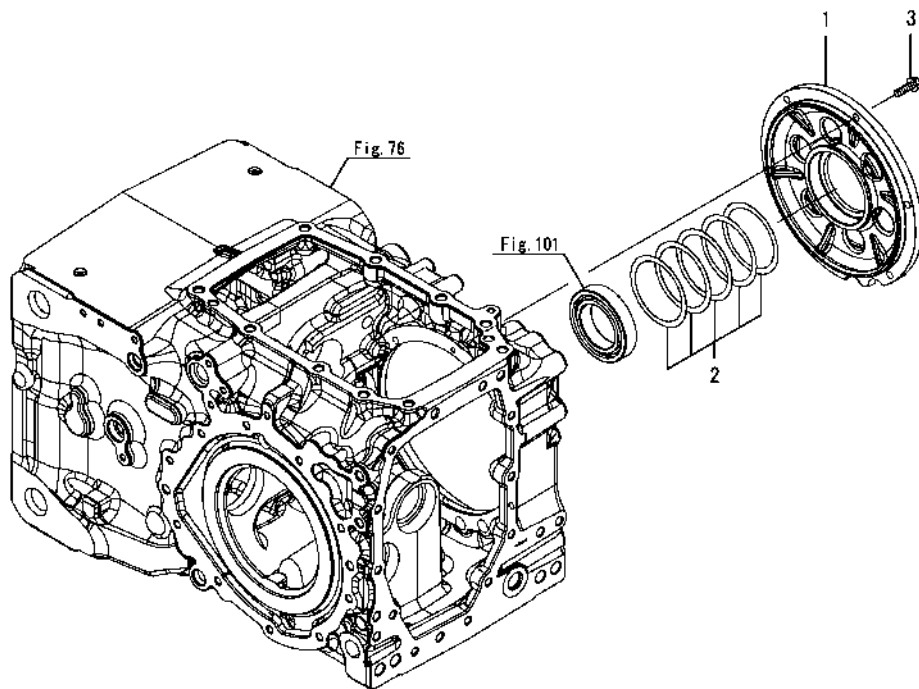
No.	Lev.	Parts No.	Description	Q'ty						I	R
				(A)	(B)	(C)	(D)	(E)	(F)		
1	1	1A8470-29910	SHAFT, PUMP		1						
2	1	1A8470-29920	COUPLING		1						
3	1	1A8480-29930	GEAR, PUMP 33		1						
4	1	22252-000130	RING, 13		1						
5	1	24101-060034	BEARING, BALL 6003		1						
6	1	24101-060044	BEARING, BALL 6004		1						

(A)=YT347Y,EU
(B)=YT359Y,EU
(C)=

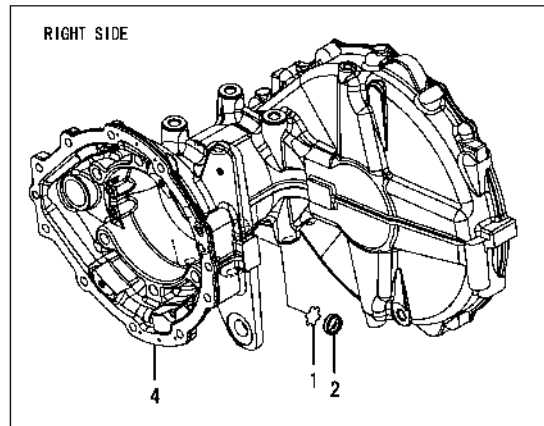
(D)=
(E)=
(F)=

No.	Lev.	Parts No.	Description	Q'ty						I	R
				(A)	(B)	(C)	(D)	(E)	(F)		
1	1	1A8042-31450	DIFFERENTIAL ASSY,RE	1	1						
2	2	1A8042-31400	GEAR ASSY, RING	1	1						
3	2	1A8042-31500	CASE ASSY, DIFF.	1	1						
4	3	1A8042-31510	GEAR,DIFF SIDE LOCK	1	1						
5	3	1A8042-31520	GEAR,DIFF SIDE	1	1						
6	3	198360-31530	LINER, DIFF.PINION	2	2						
7	3	198200-31810	PINION, DIFFERENTIAL	4	4						
8	3	1A8042-31820	SHAFT, DIFF. PINION	1	1						
9	3	1A8042-31830	SHAFT,DIFF. PINION	2	2						
10	3	194515-31850	LINER, DIFF.PINION	4	4						
11	3	1A8042-32110	CASE,DIFF	1	1						
12	3	22351-040040	PIN, SPRING 4.0X40	2	2						
13	2	26106-100252	BOLT, M10X 25 PLATED	12	12						
14	1	24101-060084	BEARING, BALL 6008	1	1						
15	1	24101-060114	BEARING, BALL 6011	1	1						





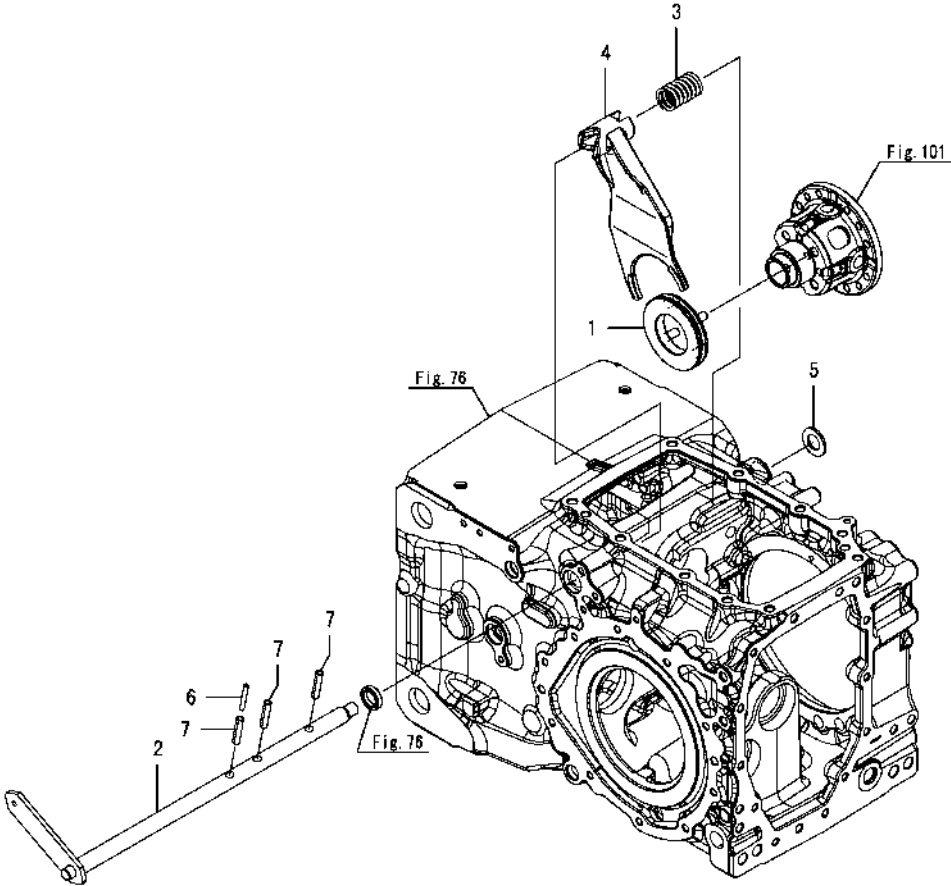
No.	Lev.	Parts No.	Description	Q'ty						I	R
				(A)	(B)	(C)	(D)	(E)	(F)		
1	1	1A8042-32310	CARRIER,DIFFERENTIAL	1	1						
2	1	194555-32340	SHIM SET, CARRIER	1	1						
3	1	26106-080252	BOLT. M8X 25 PLATED	6	6						



No.	Lev.	Parts No.	Description	Q'ty						I	R
				(A)	(B)	(C)	(D)	(E)	(F)		
1	1	198071-24350	PLATE, WINDOW	1	1						
2	1	1A7090-26690	WINDOW, OIL CHECK	1	1						
3	1	1A8470-32600	HOUSING, REAR AXLE L	1	1						
4	1	1A8470-32610	HOUSING, REAR AXLE R	1	1						
5	1	22312-100180	PIN, PARALLEL M10X18	4	4						
6	1	23491-140002	PLUG, 14	2	2						
7	1	24311-000160	O-RING, 1AP16.0	2	2						
8	1	24421-355008	SEAL, OIL TC355008	2	2						
9	1	26106-080122	BOLT, M8X 12 PLATED	4	4						
10	1	26106-100302	BOLT, M10X 30 PLATED	14	14						
11	1	26106-100802	BOLT, M10X 80 PLATED	4	4						
12	1	26366-100002	NUT, M10	2	2						
13	1	41810-000100	CAP, BOLT M10	2	2						

(A)=YT347Y,EU
(B)=YT359Y,EU
(C)=

(D)=
(E)=
(F)=



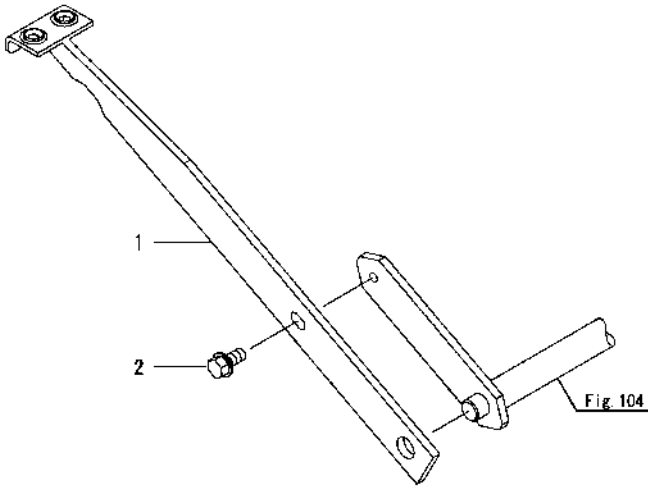
No.	Lev.	Parts No.	Description	Q'ty						I	R
				(A)	(B)	(C)	(D)	(E)	(F)		
1	1	194130-33100	SLIDER, DIFF.LOCK	1	1						
2	1	1A8475-33100	SHAFT ASSY, DIFF.LOC	1	1						
3	1	198421-33140	SPRING, DIFF.LOCK	1	1						
4	1	1A8042-33140	FORK, DIFF. LOCK	1	1						
5	1	22137-200000	WASHER, 20	1	1						
6	1	22351-050040	PIN, SPRING 5.0X40	1	1						
7	1	22351-080040	PIN, SPRING 8.0X40	3	3						

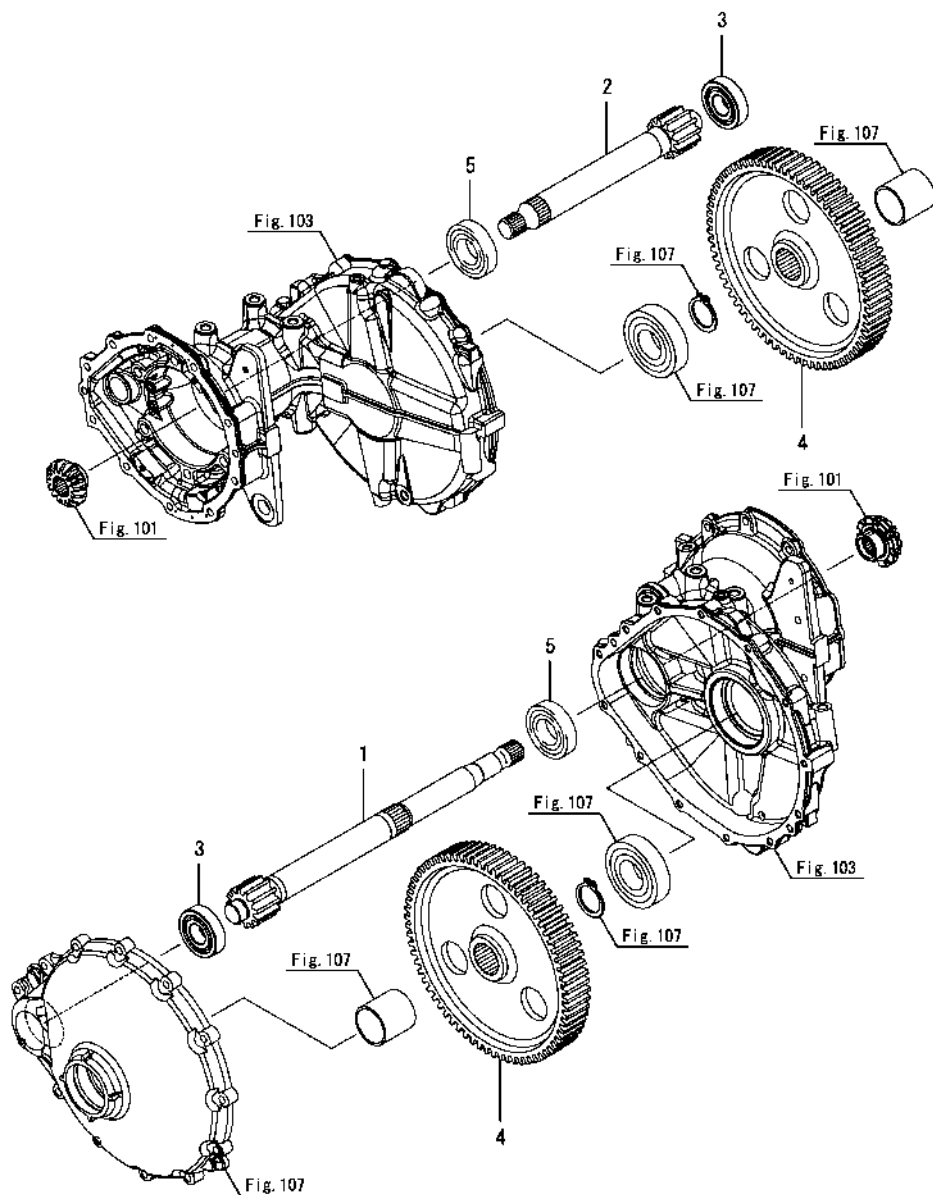
Fig.105. DIFFERENTIAL LOCK PEDAL

(A)=YT347Y,EU
(B)=YT359Y,EU
(C)=

(D)=
(E)=
(F)=

No.	Lev.	Parts No.	Description	Q'ty						I	R
				(A)	(B)	(C)	(D)	(E)	(F)		
1	1	1A8475-33221	PEDAL, DIFF. LOCK	1	1						
2	1	26106-080162	BOLT, M8X 16 PLATED	1	1						





No.	Lev.	Parts No.	Description	(A)	(B)	(C)	(D)	(E)	(F)
1	1	1A7180-33400	PINION, FINAL L 10	1	1				
2	1	1A7180-33410	PINION, FINAL R 10	1	1				
3	1	1M0020-33440	BEARING,6306RC3	2	2				
4	1	198091-33510	GEAR, FINAL	2	2				
5	1	24101-063080	BEARING, BALL 6308C3	2	2				

(A)=YT347Y,EU
(B)=YT359Y,EU
(C)=

(D)=
(E)=
(F)=

No.	Lev.	Parts No.	Description	Q'ty						I	R
				(A)	(B)	(C)	(D)	(E)	(F)		
1	1	198483-32660	SEAL, QLN578015	2	2						
2	1	198091-34100	SHAFT, REAR AXLE	2	2						
3	1	198091-34130	COLLAR, 51X57X58	2	2						
4	1	198091-34320-1	COVER, REAR AXLE	2	2						
5	1	22242-000500	RING, 50	2	2						
6	1	22252-000900	RING, 90	2	2						
7	1	22312-100180	PIN, PARALLEL M10X18	4	4						
8	1	24101-062104	BEARING, BALL 6210	2	2						
9	1	24101-063094	BEARING, BALL 6309	2	2						
10	1	26013-100402	BOLT, M10X 40	26	26						

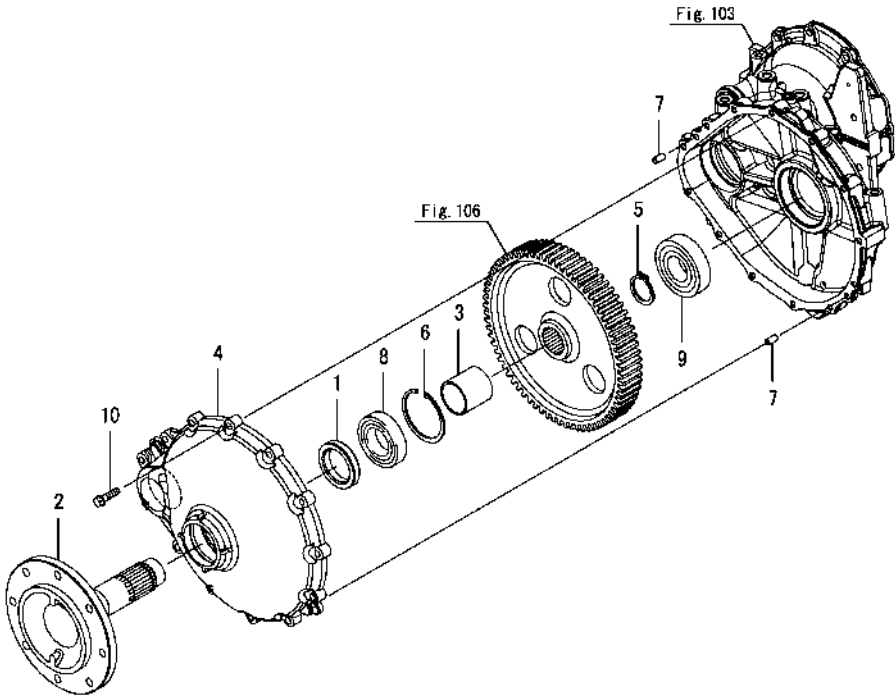
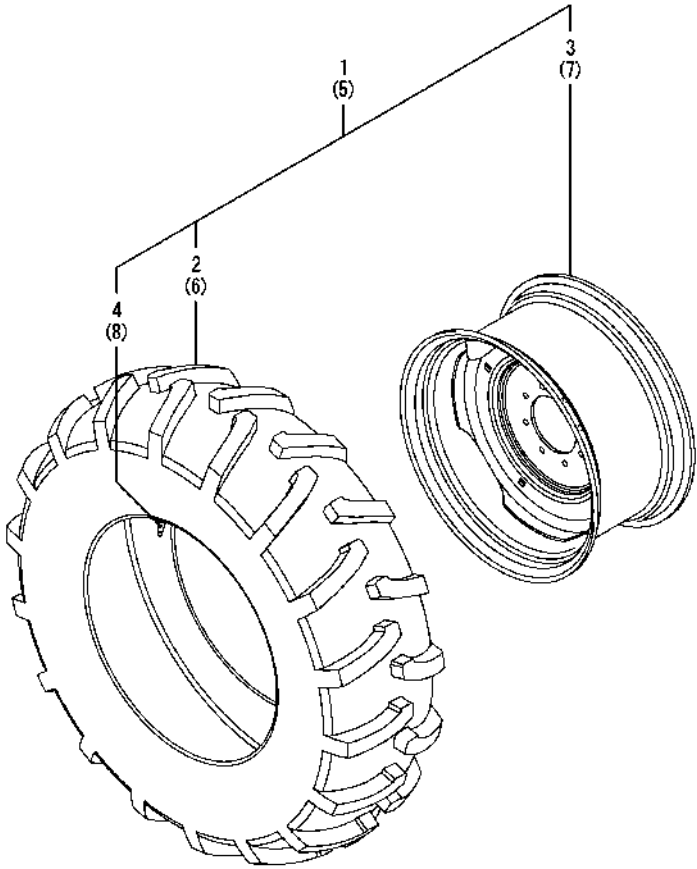


Fig.108. REAR WHEEL TIRE(14.9-24)



(A)=YT347Y,EU
(B)=YT359Y,EU
(C)=

(D)=
(E)=
(F)=

No.	Lev.	Parts No.	Description	Q'ty						I	R
				(A)	(B)	(C)	(D)	(E)	(F)		
1	1	1A8475-34300	TIRE KIT, W/WHEEL L	1	1						
2	2	1A8475-34310	TIRE,14.9-24 R1	1	1						
3	2	1A8475-34330	WHEEL ASSY,W12X24	1	1						
4	2	1A8475-34750	VALVE	1	1						
5	1	1A8475-34400	TIRE KIT, W/WHEEL R	1	1						
6	2	1A8475-34310	TIRE,14.9-24 R1	1	1						
7	2	1A8475-34330	WHEEL ASSY,W12X24	1	1						
8	2	1A8475-34750	VALVE	1	1						

Fig.109. REAR WHEEL TIRE(44X18-20)

(D)=
(E)=
(F)=

No.	Lev.	Parts No.	Description	(A)	(B)	(C)	(D)	(E)	(F)
1	1	1A8475-34500	TIRE KIT, W/WHEEL	2	2				
2	2	1A8475-34510	TIRE,44X18-20NHS	2	2				
3	2	1A8475-34530	WHEEL ASSY,W14X20	2	2				
4	2	1A8475-34750	VALVE	2	2				

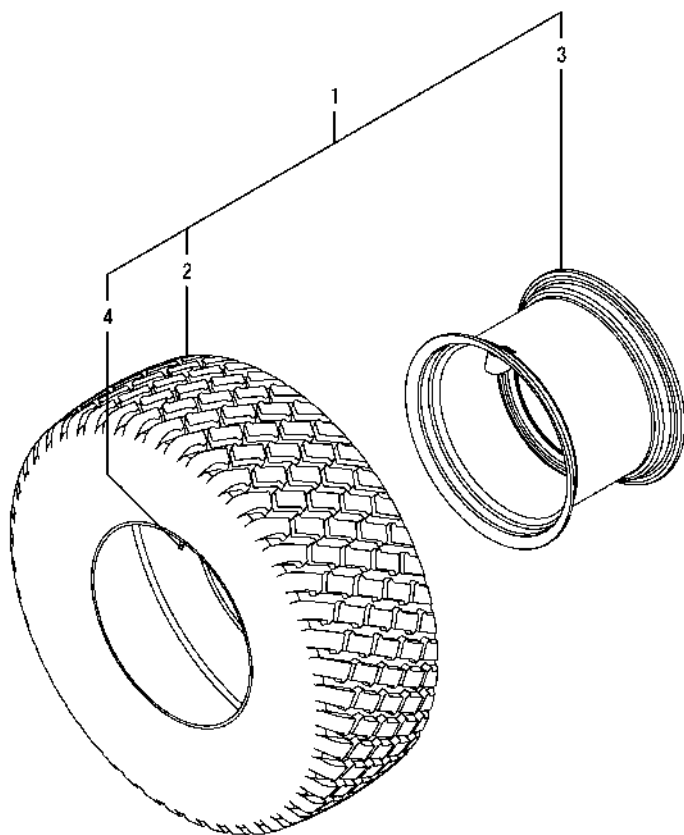
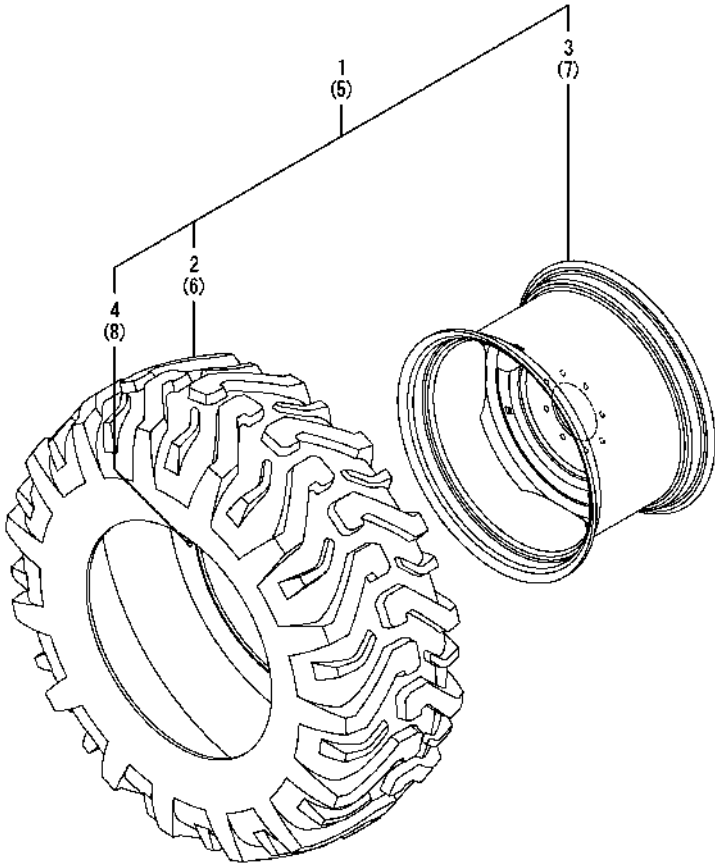


Fig.110. REAR WHEEL TIRE(17.5L-24)

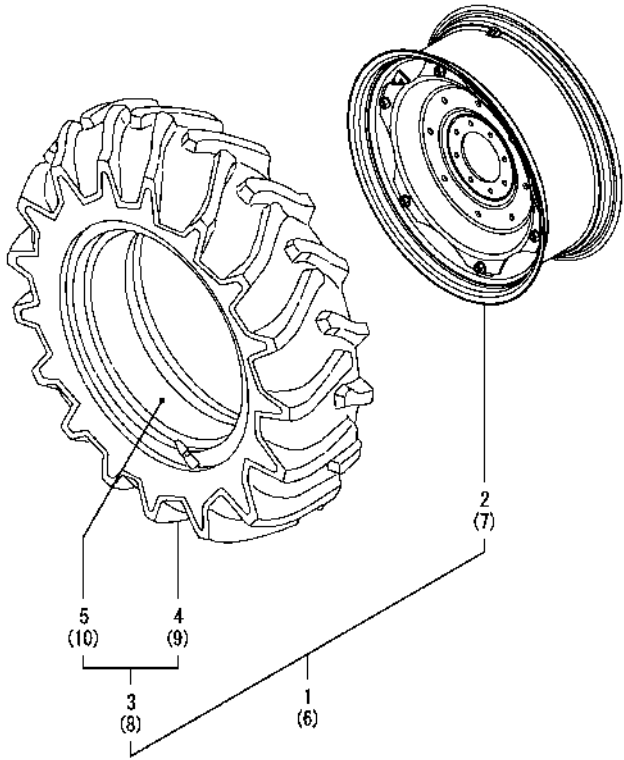


(A)=YT347Y,EU
(B)=YT359Y,EU
(C)=

(D)=
(E)=
(F)=

No.	Lev.	Parts No.	Description	Q'ty						I	R
				(A)	(B)	(C)	(D)	(E)	(F)		
1	1	1A8475-34700	TIRE KIT, W/WHEEL L	1	1						
2	2	1A8475-34710	TIRE,17.5L-24TL	1	1						
3	2	1A8475-34730	WHEEL ASSY,W15X24	1	1						
4	2	1A8475-34750	VALVE	1	1						
5	1	1A8475-34800	TIRE KIT, W/WHEEL R	1	1						
6	2	1A8475-34710	TIRE,17.5L-24TL	1	1						
7	2	1A8475-34730	WHEEL ASSY,W15X24	1	1						
8	2	1A8475-34750	VALVE	1	1						

Fig.111. REAR WHEEL TIRE(12.4-28L)

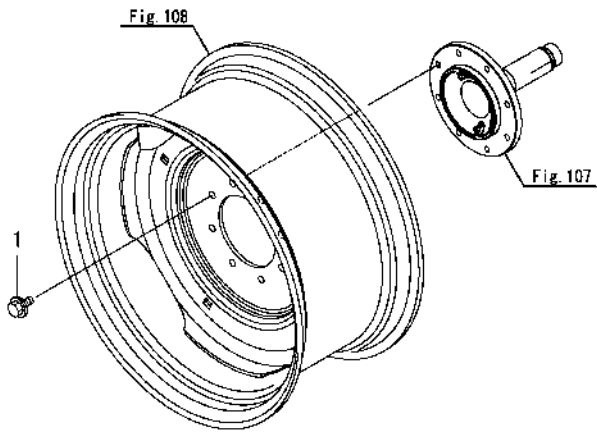


(A)=YT347Y,EU
(B)=YT359Y,EU
(C)=

(D)=
(E)=
(F)=

No.	Lev.	Parts No.	Description	Q'ty						I	R
				(A)	(B)	(C)	(D)	(E)	(F)		
1	1	1A8476-34300	TIRE KIT, W/WHEEL L	1	1						
2	2	1A8476-34330	WHEEL ASSY, W11X28	1	1						
3	2	794082-34900	TIRE ASSY, R 12.4-28	1	1						
4	3	194082-34910	TIRE, 12.4-28 4 FSL	1	1						
5	3	198083-34940	TUBE, 12.4-28	1	1						
6	1	1A8476-34400	TIRE KIT, W/WHEEL R	1	1						
7	2	1A8476-34330	WHEEL ASSY, W11X28	1	1						
8	2	794082-34900	TIRE ASSY, R 12.4-28	1	1						
9	3	194082-34910	TIRE, 12.4-28 4 FSL	1	1						
10	3	198083-34940	TUBE, 12.4-28	1	1						

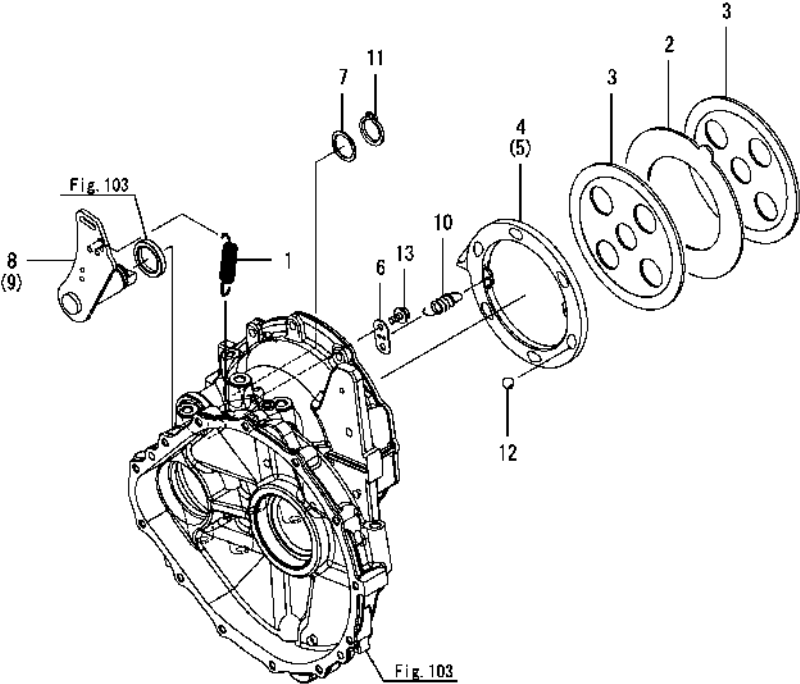
Fig.112. HUB BOLT

[illegible]

(A)=YT347Y,EU
(B)=YT359Y,EU
(C)=

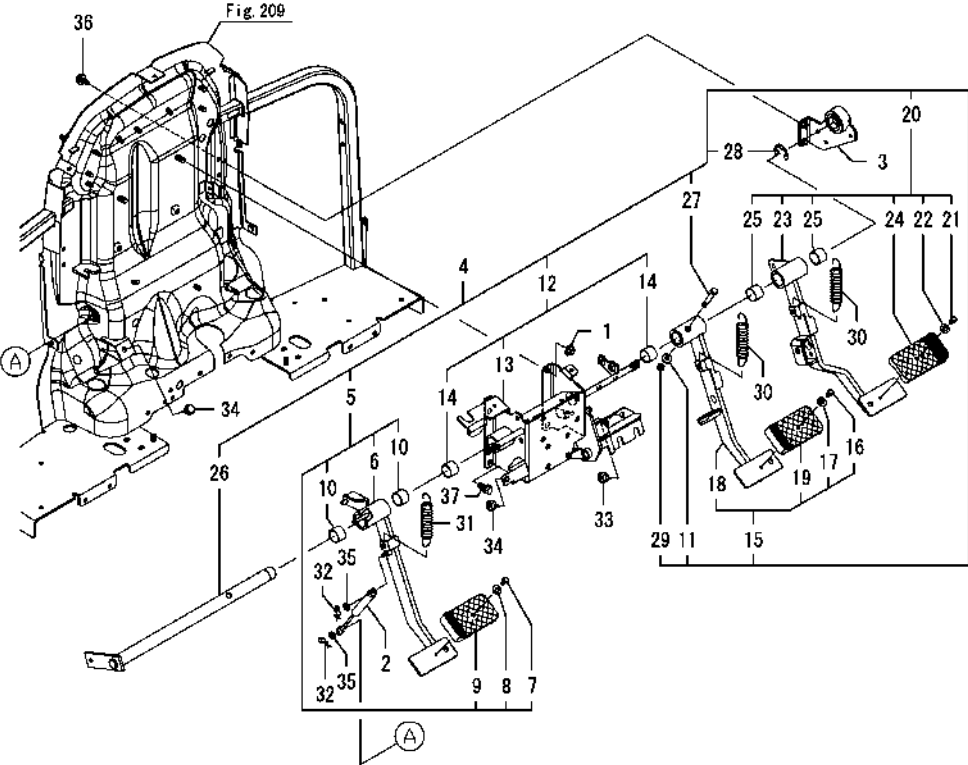
(D)=
(E)=
(F)=

No.	Lev.	Parts No.	Description	Q'ty						I	R
				(A)	(B)	(C)	(D)	(E)	(F)		
1	1	1A7880-27570	SPRING	2	2						
2	1	1A7180-36100	PLATE, STEEL	2	2						
3	1	1A7180-36110	PLATE, FRICTION	4	4						
4	1	1A7180-36120	ACTUATOR, L	1	1						
5	1	1A7180-36130	ACTUATOR, R	1	1						
6	1	1A7180-36160	PLATE, SPRING HOOK	4	4						
7	1	1A7180-36240	WASHER, THRUST	2	2						
8	1	1A8470-36300	LEVER ASSY, BRAKE L	1	1						
9	1	1A8470-36350	LEVER ASSY, BRAKE R	1	1						
10	1	194327-36530	SPRING, RETURN	4	4						
11	1	22242-000320	RING, 32	2	2						
12	1	24190-180001	BALL, STEEL 9/16	12	12						
13	1	26106-080122	BOLT, M8X 12 PLATED	8	8						



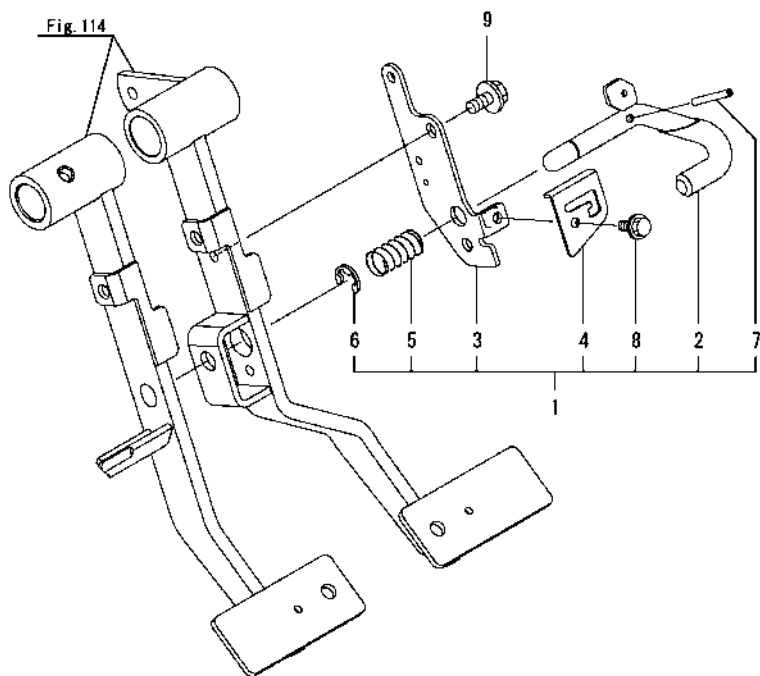
(A)=YT347Y,EU
(B)=YT359Y,EU
(C)=

(D)=
(E)=
(F)=



No.	Lev.	Parts No.	Description	Q'ty						I	R
				(A)	(B)	(C)	(D)	(E)	(F)		
1	1	194990-22150	NUT, M10	2	2						
2	1	198448-22611	DAMPER, GUS 300	1	1						
3	1	1A8470-37020	SUPPORT UNIT, PEDAL	1	1						
4	1	1A8470-37202	PEDAL UNIT	1	1						
5	2	1A8060-22391	PEDAL ASSY, CLUTCH	1	1						
6	3	1A8060-22401	PEDAL ASSY, CLUTCH	1	1						
7	3	198133-22510	RIVET, PEDAL HEAD	1	1						
8	3	198133-22530	WASHER, RIVET	1	1						
9	3	198071-37510	COVER, HEAD	1	1						
10	3	24550-025200	BUSH, 25X20	2	2						
11	2	1C6053-32020	WASHER, 8.5X20X3.2	1	1						
12	2	1A8060-37223	RETAINER, PEDAL	1	1						
13	3	1A8060-37253	RETAINER ASSY, PEDAL	1	1						
14	3	24550-025200	BUSH, 25X20	2	2						
15	2	1A8470-37290	PEDAL ASSY, BRAKE L	1	1						
16	3	198133-22510	RIVET, PEDAL HEAD	1	1						
17	3	198133-22530	WASHER, RIVET	1	1						
18	3	1A8470-37300	PEDAL ASSY, BRAKE L	1	1						
19	3	198071-37510	COVER, HEAD	1	1						
20	2	1A8060-37391	PEDAL ASSY, BRAKE R	1	1						
21	3	198133-22510	RIVET, PEDAL HEAD	1	1						
22	3	198133-22530	WASHER, RIVET	1	1						
23	3	1A8060-37401	PEDAL ASSY, BRAKE R	1	1						
24	3	198071-37510	COVER, HEAD	1	1						
25	3	24550-025200	BUSH, 25X20	2	2						
26	2	1A8060-37550	SHAFT, BRAKE	1	1						
27	2	1A7130-37990	BOLT, REAMER M8X55	1	1						
28	2	22272-000190	RING, E-19	1	1						
29	2	26346-080002	NUT, M8	1	1						
30	1	198290-37510	SPRING, RETURN	2	2						
31	1	198290-37510	SPRING, RETURN	1	1						
32	1	1C6281-52310	PIN, SNAP 6	2	2						
33	1	194330-62530	STOPPER, PEDAL	2	2						
34	1	194330-62530	STOPPER, PEDAL	2	2						
35	1	22137-060000	WASHER, 6	2	2						
36	1	26106-080162	BOLT, M8X 16 PLATED	2	2						
37	1	26106-100202	BOLT, M10X 20 PLATED	2	2						

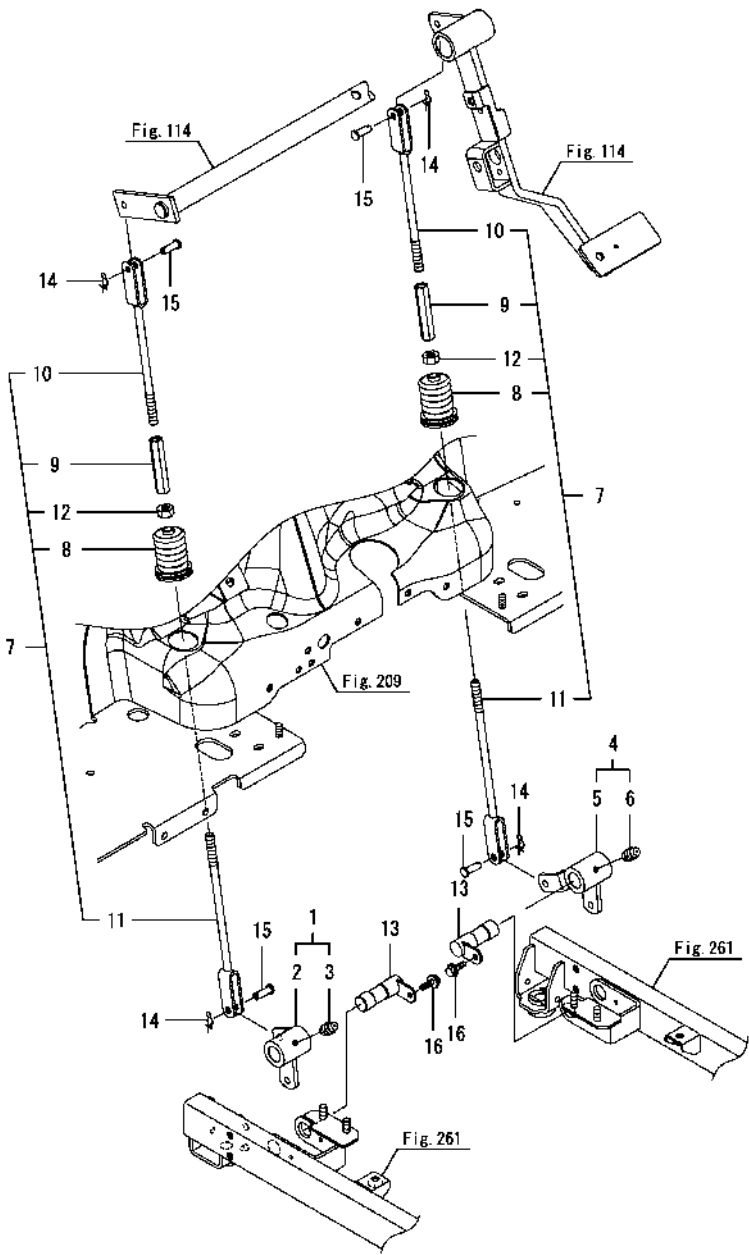
Fig.115. LINK(CONNECT RELEASE)



No.	Lev.	Parts No.	Description	(A)=YT347Y,EU (B)=YT359Y,EU (C)=		(D)= (E)= (F)=				I	R
				(A)	(B)	(C)	(D)	(E)	(F)		
1	1	1A8470-37100	PIN ASSY, CONNECT	1	1						
2	2	1A8470-37110	PIN ASSY, CONNECT	1	1						
3	2	1A8061-39010	BRACKET ASSY, PIN	1	1						
4	2	1A8061-39030	PLATE, GUIDE	1	1						
5	2	1A8060-39070	SPRING, CONNECT	1	1						
6	2	22272-000090	RING, E- 9	1	1						
7	2	22351-040040	PIN, SPRING 4.0X40	1	1						
8	2	26106-060122	BOLT, M6X 12 PLATED	1	1						
9	1	26106-080162	BOLT. M8X 16 PLATED	2	2						

(A)=YT347Y,EU
(B)=YT359Y,EU
(C)=

(D)=
(E)=
(F)=



No.	Lev.	Parts No.	Description	Q'ty						I	R
				(A)	(B)	(C)	(D)	(E)	(F)		
1	1	1A8470-37701	ARM UNIT, LINK L	1	1						
2	2	1A8470-37711	ARM ASSY, BRAKE L	1	1						
3	2	24761-010000	NIPPLE, GREASE M6F	1	1						
4	1	1A8470-37751	ARM UNIT, LINK R	1	1						
5	2	1A8470-37761	ARM ASSY, BRAKE R	1	1						
6	2	24761-010000	NIPPLE, GREASE M6F	1	1						
7	1	1A8470-37800	ROD UNIT, BRAKE F	2	2						
8	2	198448-37450	BOOT, BRAKE ROD	2	2						
9	2	194130-37730	TURNBUCKLE, M10X70	2	2						
10	2	1A8470-37830	ROD, BRAKE L	2	2						
11	2	1A7180-37880	ROD, BRAKE R	2	2						
12	2	26716-100002	NUT, M10	2	2						
13	1	1A7180-37910	SHAFT ASSY, BRAKE	2	2						
14	1	1C6281-52320	PIN, SNAP 8	4	4						
15	1	22487-080200	PIN, H 8X 20	4	4						
16	1	26106-060122	BOLT, M6X 12 PLATED	2	2						

(A)=YT347Y,EU
(B)=YT359Y,EU
(C)=

(D)=
(E)=
(F)=

No.	Lev.	Parts No.	Description	Q'ty						I	R
				(A)	(B)	(C)	(D)	(E)	(F)		
1	1	1A8470-37950	ROD ASSY, REAR	2	2						
2	1	22417-200300	PIN, COTTER 2.0X30	4	4						
3	1	22487-080200	PIN, H 8X 20	4	4						

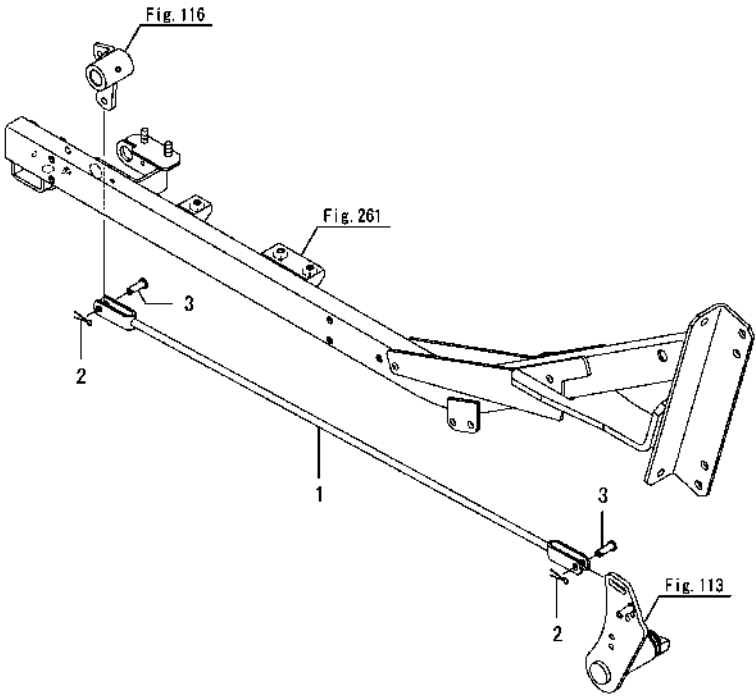
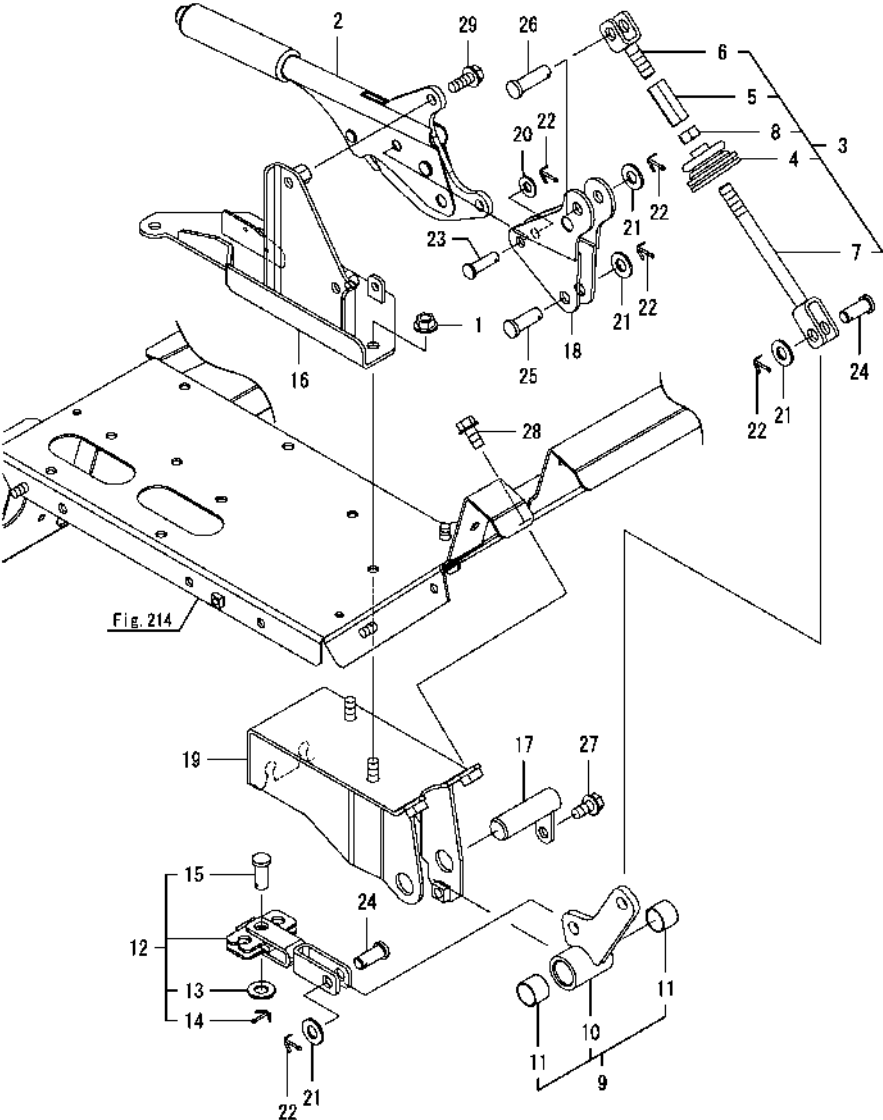


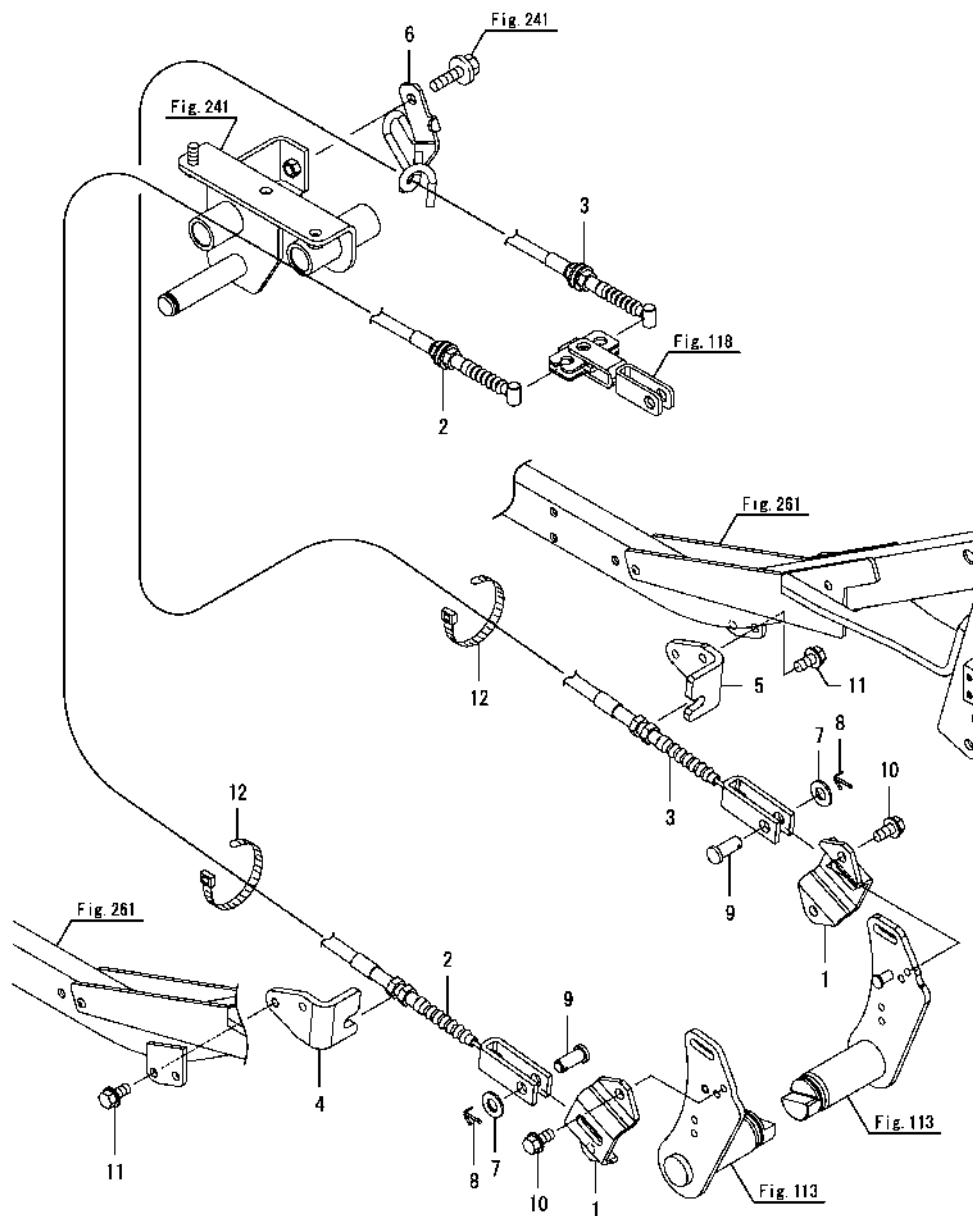
Fig.118. PARKING BRAKE

(A)=YT347Y,EU
(B)=YT359Y,EU
(C)=

(D)=
(E)=
(F)=



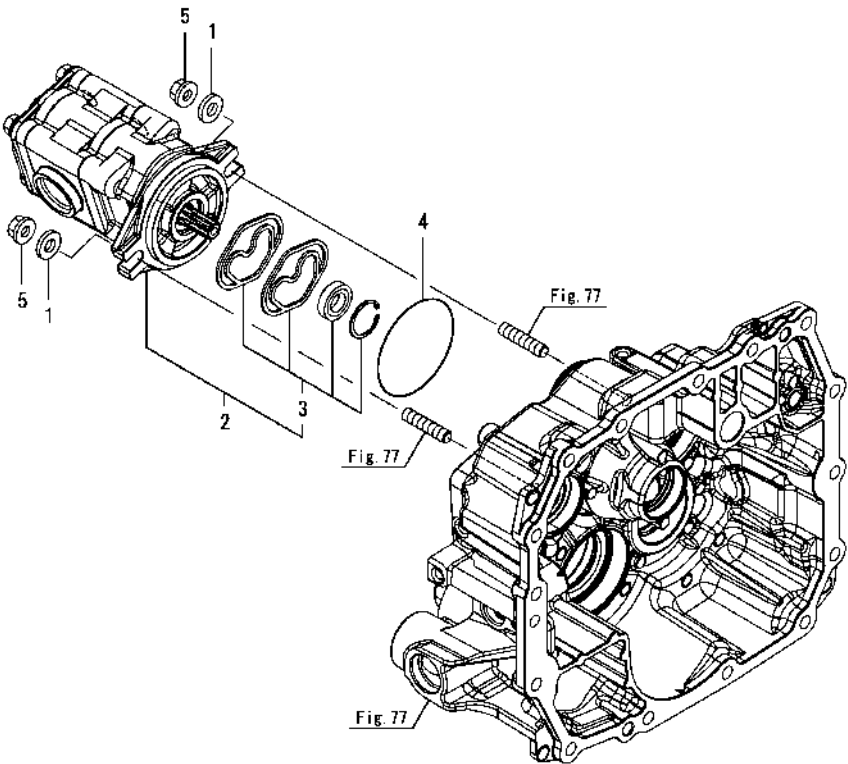
No.	Lev.	Parts No.	Description	Q'ty						I	R
				(A)	(B)	(C)	(D)	(E)	(F)		
1	1	194990-22140	NUT, M8	2	2						
2	1	1A8060-38400	BRAKE ASSY, PARKING	1	1						
3	1	1A8476-38400	ROD ASSY, PARKING	1	1						
4	2	1A8476-38350	BOOT, ROD	1	1						
5	2	1A8476-38380	NUT, ADJUSTING	1	1						
6	2	1A8476-38410	ROD ASSY, PARKING A	1	1						
7	2	1A8476-38420	ROD ASSY, PARKING B	1	1						
8	2	26716-100002	NUT, M10	1	1						
9	1	1A8476-38460	ARM UNIT, COUNTER	1	1						
10	2	1A8476-38470	ARM ASSY, COUNTER	1	1						
11	2	24550-018150	BUSH, 18X15	2	2						
12	1	1A8476-38490	LINK ASSY, BRAKE	1	1						
13	2	22137-100000	WASHER, 10	1	1						
14	2	22417-200250	PIN, COTTER 2.0X25	1	1						
15	2	22487-100200	PIN, H10X 20	1	1						
16	1	1A8476-38551	BRACKET ASSY, LEVER	1	1						
17	1	1A8476-38610	PIN ASSY	1	1						
18	1	1A8476-38720	ARM ASSY, BRAKE	1	1						
19	1	1A8476-38800	BRACKET ASSY, LINK	1	1						
20	1	22137-080000	WASHER, 8	1	1						
21	1	22137-100000	WASHER, 10	4	4						
22	1	22417-200250	PIN, COTTER 2.0X25	5	5						
23	1	22487-080240	PIN, H 8X 24	1	1						
24	1	22487-100200	PIN, H10X 20	2	2						
25	1	22487-100240	PIN, H10X 24	1	1						
26	1	22487-100300	PIN, H10X 30	1	1						
27	1	26106-080162	BOLT, M8X 16 PLATED	1	1						
28	1	26106-080162	BOLT, M8X 16 PLATED	2	2						
29	1	26106-080252	BOLT, M8X 25 PLATED	2	2						



No.	Lev.	Parts No.	Description	Q'ty						I	R
				(A)	(B)	(C)	(D)	(E)	(F)		
1	1	1A8476-38650	ARM, BRAKE	2	2						
2	1	1A8476-38680	WIRE, PARKING L	1	1						
3	1	1A8476-38690	WIRE, PARKING R	1	1						
4	1	1A8476-38870	BRACKET, L WIRE	1	1						
5	1	1A8476-38880	BRACKET, R WIRE	1	1						
6	1	1A8476-38900	GUIDE ASSY, WIRE	1	1						
7	1	22137-100000	WASHER, 10	2	2						
8	1	22417-200300	PIN, COTTER 2.0X30	2	2						
9	1	22487-100240	PIN, H10X 24	2	2						
10	1	26106-080162	BOLT, M8X 16 PLATED	4	4						
11	1	26106-080162	BOLT, M8X 16 PLATED	4	4						
12	1	29622-250001	BAND, RF250	2	2						

(A)=YT347Y,EU
(B)=YT359Y,EU
(C)=

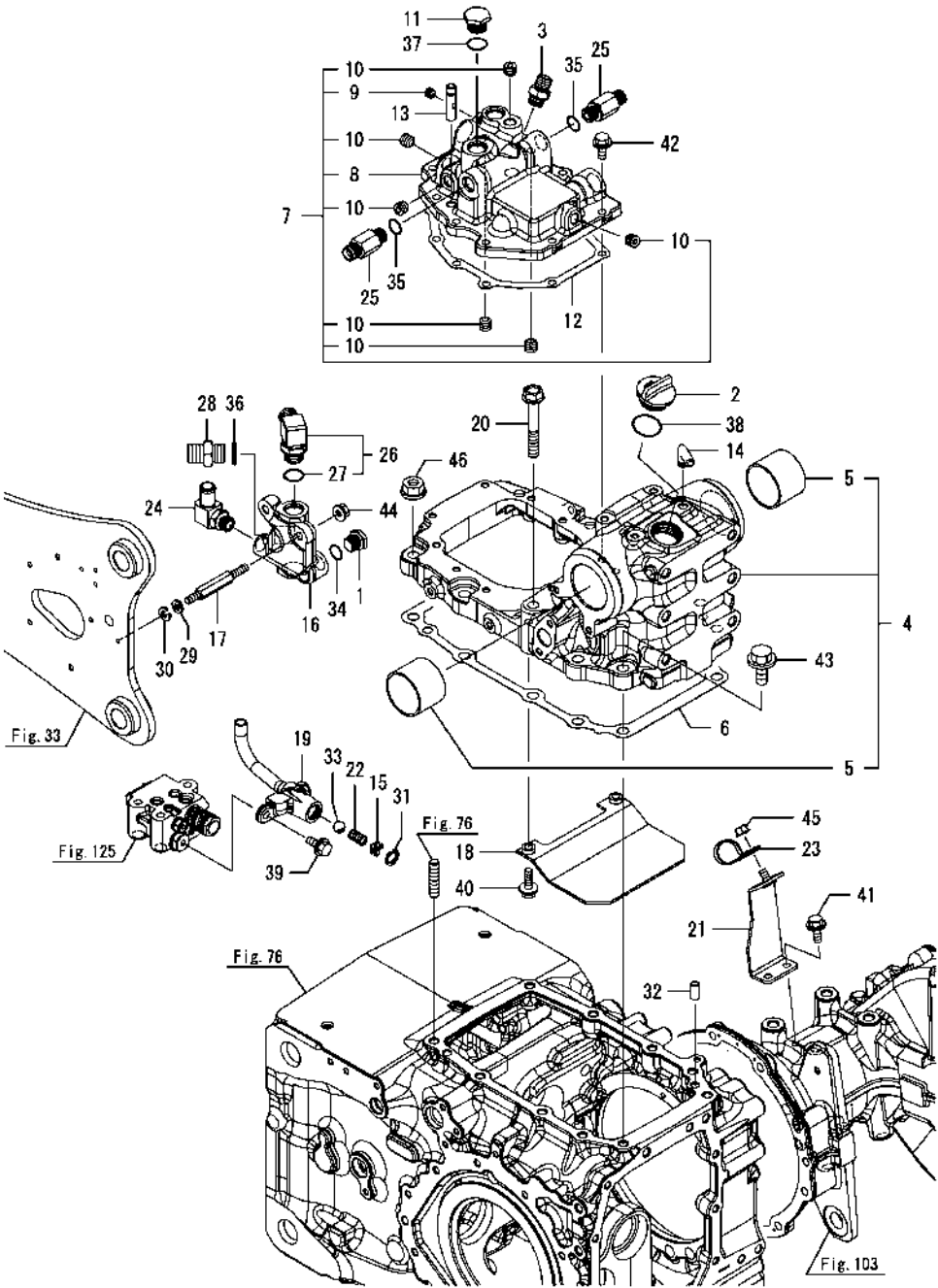
(D)=
(E)=
(F)=



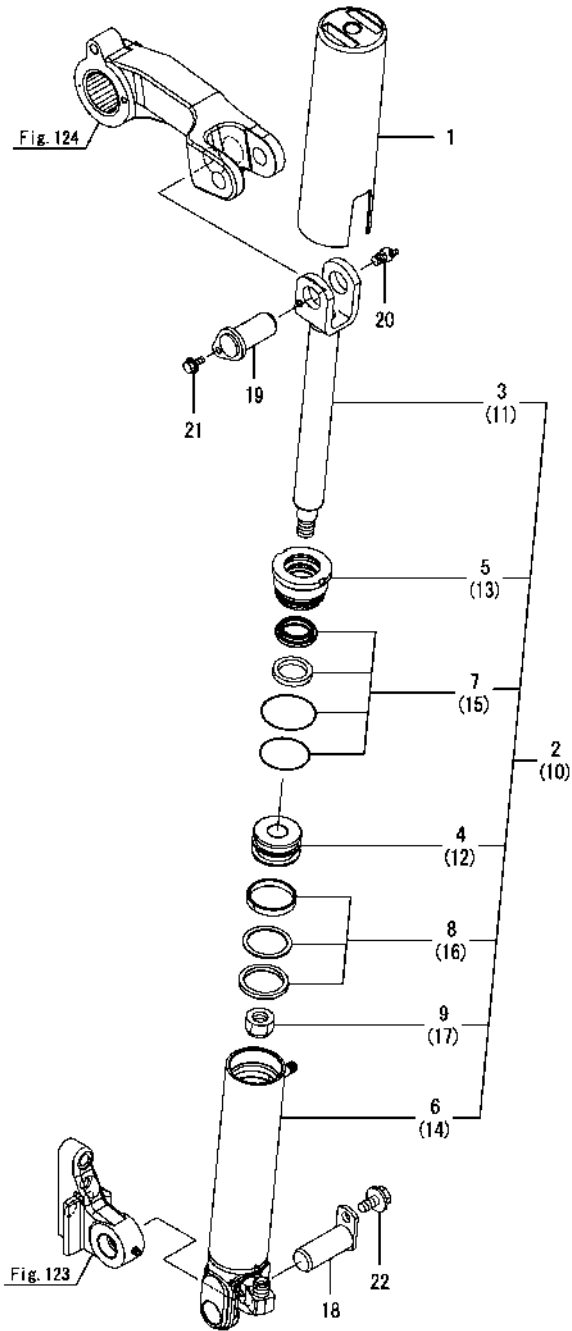
No.	Lev.	Parts No.	Description	Q'ty						I	R
				(A)	(B)	(C)	(D)	(E)	(F)		
1	1	194145-04810	WASHER, 10	2	2						
2	1	1A8485-41110	PUMP ASSY, HYDRAULIC	1	1						
3	2	1A8470-41200	SEAL KIT	1	1						
4	1	24321-000800	O-RING, 1AG80.0	1	1						
5	1	26366-100002	NUT, M10	2	2						

(A)=YT347Y,EU
(B)=YT359Y,EU
(C)=

(D)=
(E)=
(F)=



No.	Lev.	Parts No.	Description	Q'ty						I	R
				(A)	(B)	(C)	(D)	(E)	(F)		
1	1	192167-24600	PLUG	1	1						
2	1	1A7870-24910	CAP, OIL	1	1						
3	1	198266-24980	FITTING, 3/8	1	1						
4	1	1A8470-42101	HOUSING ASSY, HYD	1	1						
5	2	24550-050400	BUSH, 50X40	2	2						
6	1	1A8042-42150	GASKET, HOUSING	1	1						
7	1	1A8472-42200	PLATE ASSY, VALVE	1	1						
8	2	1A8472-42210	PLATE, VALVE	1	1						
9	2	23871-010000	PLUG, R01	1	1						
10	2	23871-020000	PLUG, R02	6	6						
11	1	194065-42250	PLUG, PF1/2	1	1						
12	1	1A8042-42250	GASKET, VALVE PLATE	1	1						
13	1	194555-42280	BREATHER, AIR	1	1						
14	1	1A7180-42281	PIPE, BREATHER	1	1						
15	1	1A7260-42310	SUPPORT, SPRING	1	1						
16	1	1A8470-42310	PLATE, RELIEF	1	1						
17	1	1A8470-42350	BOLT, SPACER	2	2						
18	1	1A8470-42380	PLATE ASSY	1	1						
19	1	1A8472-42800	BLOCK ASSY	1	1						
20	1	1A8042-43670	BOLT, 12X80	2	2						
21	1	1A8470-48250	STAY ASSY,HOSE CLAMP	1	1						
22	1	1A8042-48350	SPRING, 2ND RELIEF	1	1						
23	1	121575-49310	RETAINER, PIPE	1	1						
24	1	1A8060-49650	ELBOW ASSY, G3/8-16	1	1						
25	1	172B03-76070	CONNECTOR, G3/8X3/8	2	2						
26	1	172141-76900	CONNECTOR ASSY	1	1						
27	2	24315-000180	O-RING, 1BP18.0	1	1						
28	1	172112-77361	CONNECTOR	1	1						
29	1	22117-080000	WASHER, 8	2	2						
30	1	22217-080000	WASHER, SPRING 8	2	2						
31	1	22252-000180	RING, 18	1	1						
32	1	22312-100180	PIN, PARALLEL M10X18	2	2						
33	1	24190-160001	BALL, STEEL 1/2	1	1						
34	1	24315-000140	O-RING, 1BP14.0	1	1						
35	1	24315-000140	O-RING, 1BP14.0	2	2						
36	1	24315-000180	O-RING, 1BP18.0	1	1						
37	1	24315-000180	O-RING, 1BP18.0	1	1						
38	1	24351-240300	O-RING, 1A24030	1	1						
39	1	26106-080162	BOLT, M8X 16 PLATED	1	1						
40	1	26106-080202	BOLT, M8X 20 PLATED	2	2						
41	1	26106-080202	BOLT, M8X 20 PLATED	2	2						
42	1	26106-080302	BOLT, M8X 30 PLATED	9	9						
43	1	26106-120402	BOLT, M12X 40 PLATED	7	7						
44	1	26366-080002	NUT, M8	2	2						
45	1	26366-080002	NUT, M8	1	1						
46	1	26366-120002	NUT, M12	1	1						

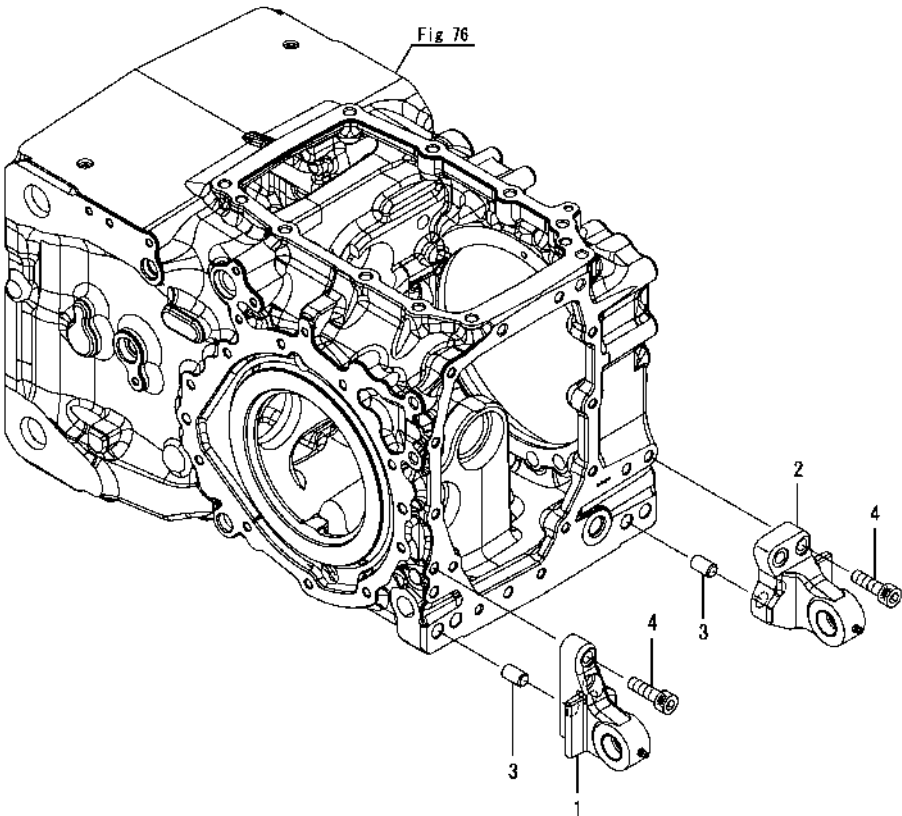


(A)=YT347Y,EU
(B)=YT359Y,EU
(C)=

(D)=
(E)=
(F)=

No.	Lev.	Parts No.	Description	Q'ty						I	R
				(A)	(B)	(C)	(D)	(E)	(F)		
1	1	1A8470-42511	COVER, CYLINDER	2	2						
2	1	1A8470-43100	CYLINDER ASSY, HYD L	1	1						
3	2	1A8470-43200	ROD ASSY	1	1						
4	2	1A8470-43260	PISTON	1	1						
5	2	1A8470-43270	CAP ASSY	1	1						
6	2	1A8470-43310	TUBE ASSY, L	1	1						
7	2	1A8470-43400	SEAL KIT, A	1	1						
8	2	1A8470-43450	SEAL KIT, B	1	1						
9	2	26356-160002	NUT, M16	1	1						
10	1	1A8470-43150	CYLINDER ASSY, HYD R	1	1						
11	2	1A8470-43200	ROD ASSY	1	1						
12	2	1A8470-43260	PISTON	1	1						
13	2	1A8470-43270	CAP ASSY	1	1						
14	2	1A8470-43320	TUBE ASSY, R	1	1						
15	2	1A8470-43400	SEAL KIT, A	1	1						
16	2	1A8470-43450	SEAL KIT, B	1	1						
17	2	26356-160002	NUT, M16	1	1						
18	1	1A8042-43610	PIN ASSY, CYLINDER	2	2						
19	1	1A7260-43660	PIN, LIFT ARM	2	2						
20	1	24761-040000	NIPPLE, GREASE B	2	2						
21	1	26106-060122	BOLT, M6X 12 PLATED	2	2						
22	1	26106-100202	BOLT, M10X 20 PLATED	2	2						

Fig.123. BRACKET(LIFTING CYLINDER)



(A)=YT347Y,EU
(B)=YT359Y,EU
(C)=

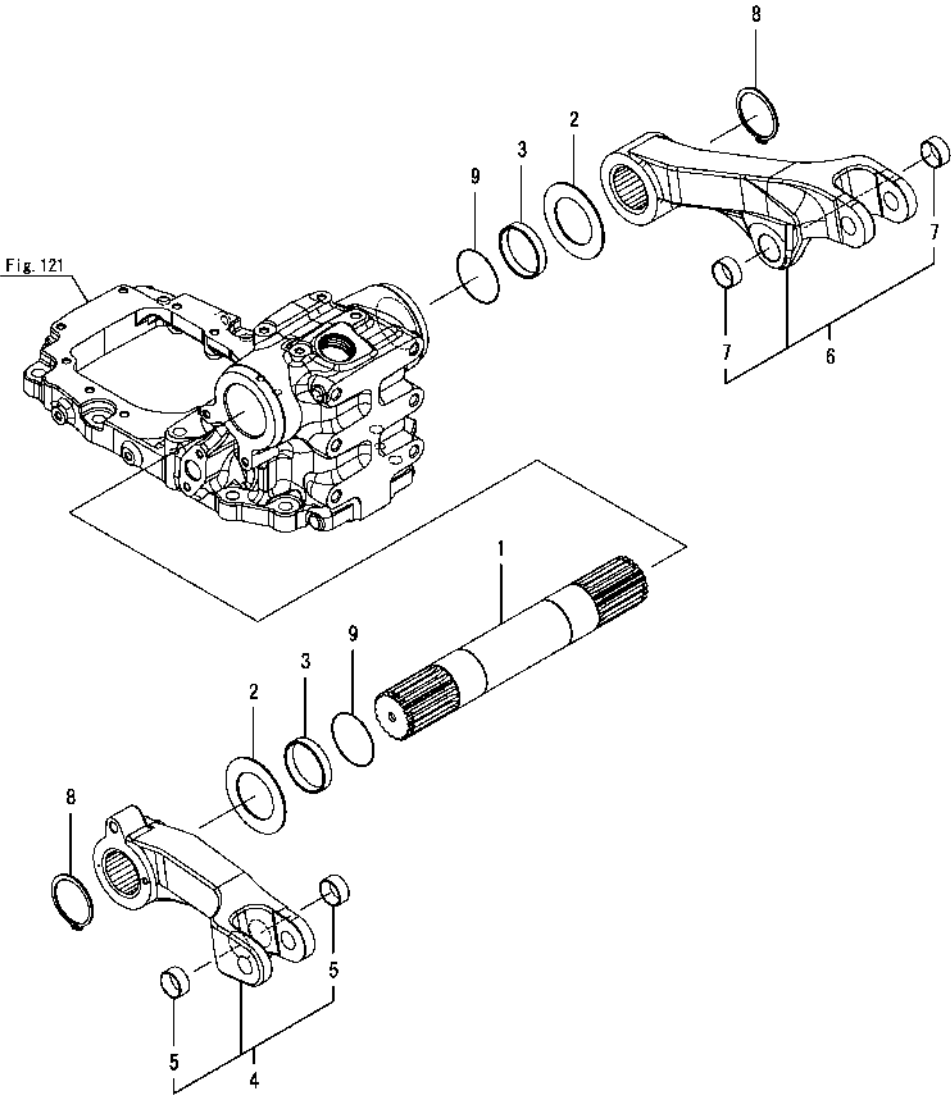
(D)=
(E)=
(F)=

No.	Lev.	Parts No.	Description	Q'ty						I	R
				(A)	(B)	(C)	(D)	(E)	(F)		
1	1	1A8470-43510	BRACKET ASSY, L	1	1						
2	1	1A8470-43520	BRACKET ASSY, R	1	1						
3	1	1A8042-43650	PIN, PARALLEL	4	4						
4	1	26450-120452	BOLT, M12X 45	4	4						

(A)=YT347Y,EU
(B)=YT359Y,EU
(C)=

(D)=
(E)=
(F)=

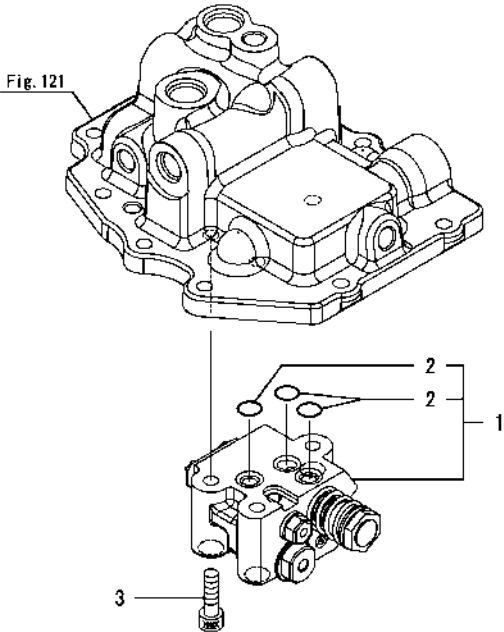
No.	Lev.	Parts No.	Description	Q'ty						I	R
				(A)	(B)	(C)	(D)	(E)	(F)		
1	1	1A8470-44210	SHAFT, LOCK	1	1						
2	1	1A8470-44230	WASHER, THRUST	2	2						
3	1	1A8470-44260	SLEEVE	2	2						
4	1	1A8470-44410	ARM ASSY, LIFT L	1	1						
5	2	24550-025120	BUSH, 25X12	2	2						
6	1	1A8470-44420	ARM ASSY, LIFT R	1	1						
7	2	24550-025120	BUSH, 25X12	2	2						
8	1	22242-000500	RING, 50	2	2						
9	1	24321-000500	O-RING, 1AG50.0	2	2						



(A)=YT347Y,EU
(B)=YT359Y,EU
(C)=

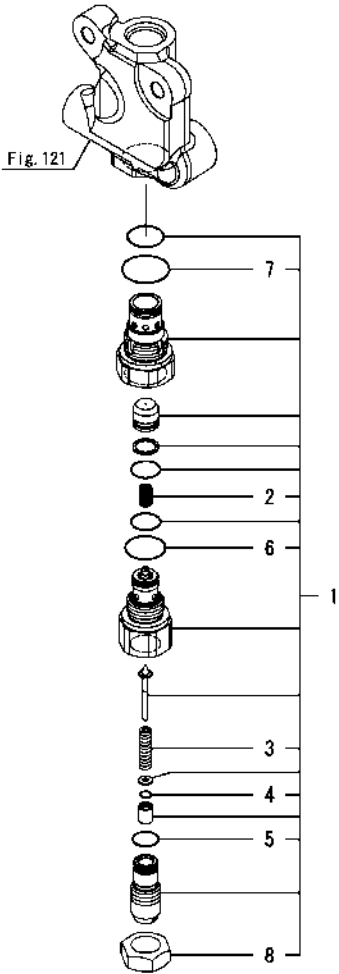
(D)=
(E)=
(F)=

No.	Lev.	Parts No.	Description	Q'ty						I	R
				(A)	(B)	(C)	(D)	(E)	(F)		
1	1	168245-00080	VALVE ASSY, CONTROL	1	1						
2	2	24315-000110	O-RING, 1BP11.0	3	3						
3	1	26450-080252	BOLT, M8X 25	3	3						

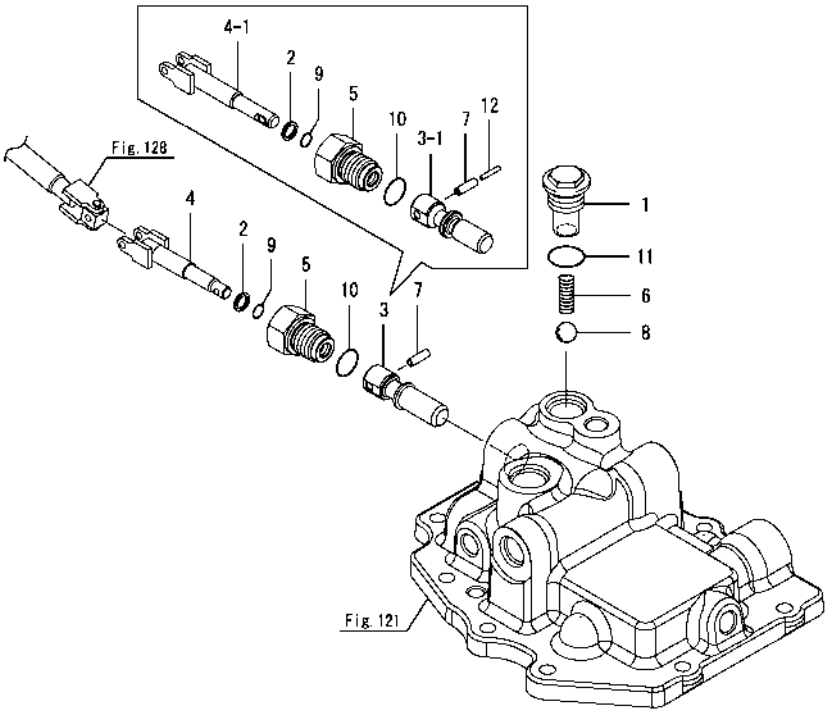


(A)=YT347Y,EU
(B)=YT359Y,EU
(C)=

(D)=
(E)=
(F)=



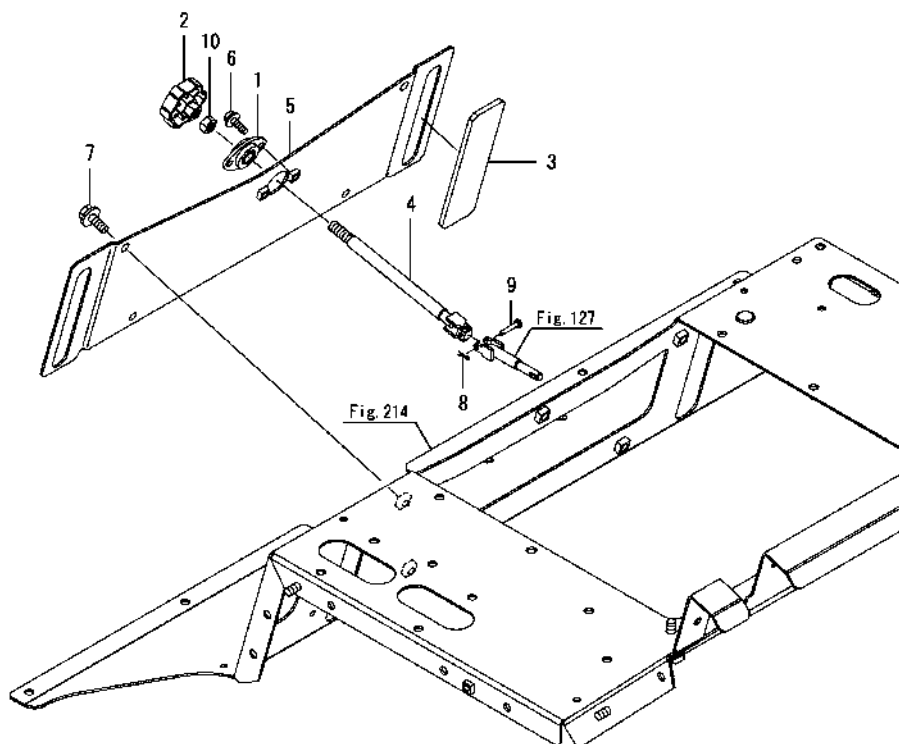
No.	Lev.	Parts No.	Description	Q'ty						I	R
				(A)	(B)	(C)	(D)	(E)	(F)		
1	1	1682B3-00040	VALVE ASSY, MAIN REL	1	1						
2	2	1682B3-01130	SPRING, MAIN RELIEF	1	1						
3	2	1682B3-01310	SPRING, PILOT	1	1						
4	2	24311-000030	O-RING, 1AP3.0	1	1						
5	2	24315-000100	O-RING, 1BP10.0	1	1						
6	2	24315-000180	O-RING, 1BP18.0	1	1						
7	2	24315-000220	O-RING, 1BP22.0	1	1						
8	2	26776-160002	NUT, LOCK M16	1	1						



No.	Lev.	Parts No.	Description	Q'ty						I	R
				(A)	(B)	(C)	(D)	(E)	(F)		
1	1	1A7640-43450	PLUG, CHECK VALVE	1	1						
2	1	194065-46220	RING, BACK UP P8	1	1						
3	1	1A8060-46300	VALVE, STOP	1	1						
3-1	1	1A8400-46301 (A=F100006) (B=F100005)	VALVE, STOP	1	1					F	1
4	1	194065-46320	ROD, STOP VALVE	1	1						
4-1	1	1A8470-46320 (A=F100006) (B=F100005)	ROD, STOP VALVE	1	1					F	1
5	1	194065-46350	GUIDE, VALVE	1	1						
6	1	194555-46380	SPRING, CHECK	1	1						
7	1	22351-040014	PIN, SPRING 4.0X14	1	1						1
8	1	24190-130003	BALL, STEEL 13/32	1	1						
9	1	24315-000080	O-RING, 1BP8.0	1	1						
10	1	24315-000160	O-RING, 1BP16.0	1	1						
11	1	24315-000180	O-RING, 1BP18.0	1	1						
12	1	22351-025014 (A=F100006) (B=F100005)	PIN, 2.5A X 14	1	1					W	1

Remarks
(1)No.3-1, 4-1, 7 & 12 interchangeable by set.

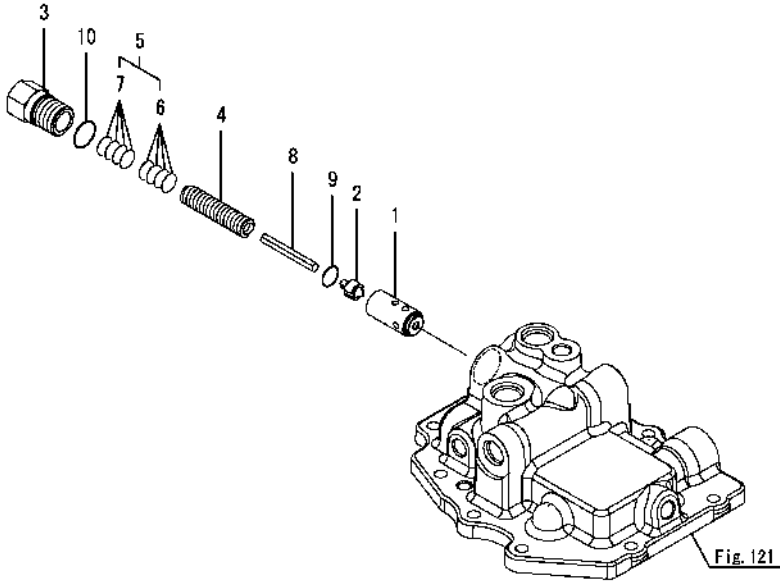
Fig.128. STOP VALVE CONTROL



				(A)=YT347Y,EU (B)=YT359Y,EU (C)=					(D)= (E)= (F)=				
No.	Lev.	Parts No.	Description	Q'ty								I	R
				(A)	(B)	(C)	(D)	(E)	(F)				
1	1	1A6260-45870	FLANGE, 12	1	1								
2	1	1A8160-46670	KNOB, STOP VALVE	1	1								
3	1	1A8475-46900	RUBBER, COVER	1	1								
4	1	1A8472-46920	SHAFT, CONTROL	1	1								
5	1	1A8475-46951	COVER ASSY,VALVE	1	1								
6	1	198196-83170	BOLT, M6X16	2	2								
7	1	198460-83350	BOLT, M8X16	4	4								
8	1	22417-120100	PIN, COTTER 1.2X10	1	1								
9	1	22487-040200	PIN, H 4X 20	1	1								
10	1	26716-100002	NUT, M10	1	1								

(A)=YT347Y,EU
(B)=YT359Y,EU
(C)=

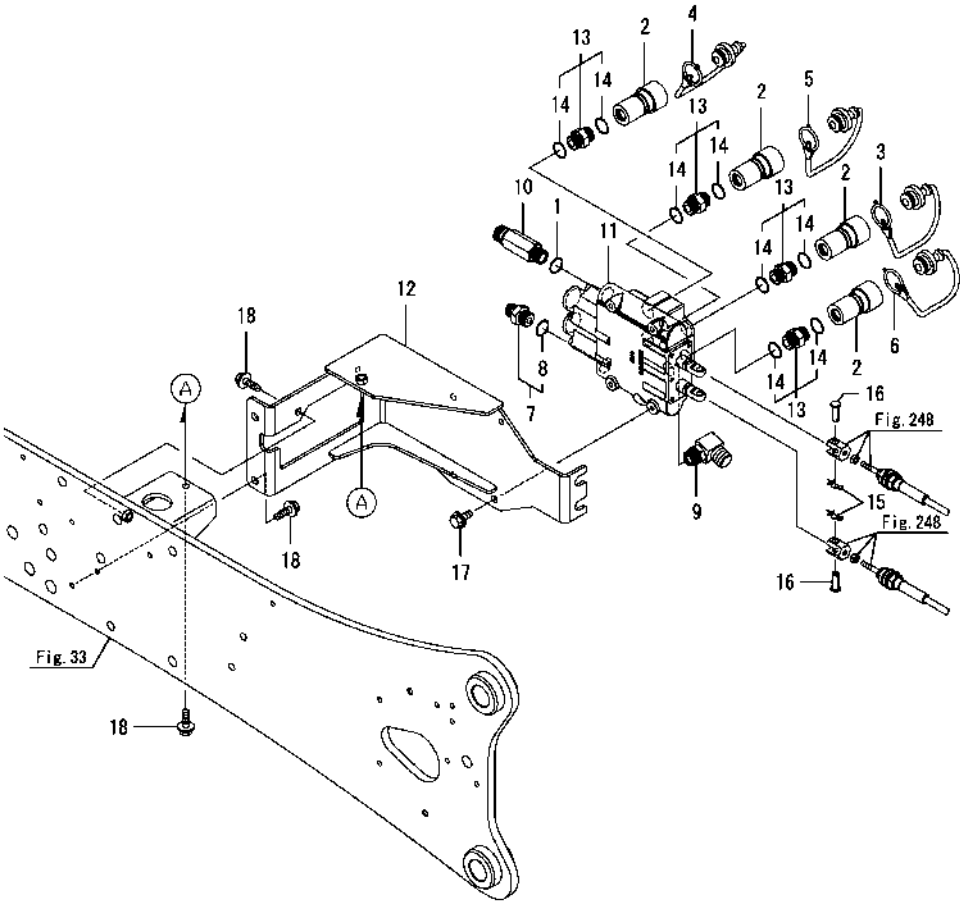
(D)=
(E)=
(F)=



No.	Lev.	Parts No.	Description	Q'ty						I	R
				(A)	(B)	(C)	(D)	(E)	(F)		
1	1	1A8060-46410	SEAT, VALVE	1	1						
2	1	194640-46420	POPPET	1	1						
3	1	1A8042-46430	PLUG, VALVE	1	1						
4	1	1A8060-46440	SPRING, VALVE	1	1						
5	1	1A8060-46460	SHIM ASSY, RELIEF	1	1						
6	2	194250-46470	SHIM, T=0.2	4	4						
7	2	1A8060-46470	SHIM, 0.5	4	4						
8	1	22351-060050	PIN, SPRING 6.0X50	1	1						
9	1	24315-000150	O-RING, 1BP15.0	1	1						
10	1	24315-000200	O-RING, 1BP20.0	1	1						

(A)=YT347Y,EU
(B)=YT359Y,EU
(C)=

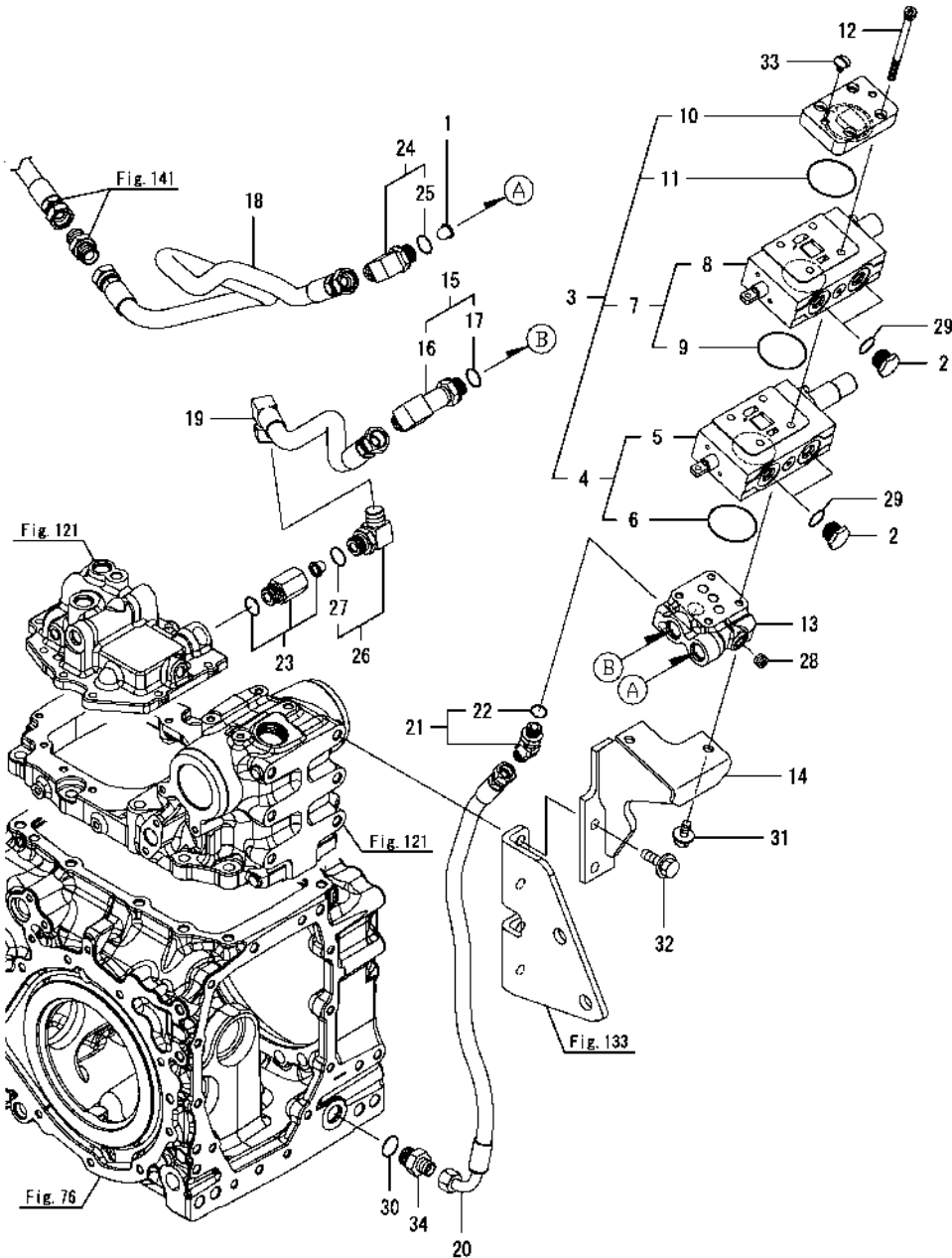
(D)=
(E)=
(F)=



No.	Lev.	Parts No.	Description	Q'ty						I	R
				(A)	(B)	(C)	(D)	(E)	(F)		
1	1	194464-45930	O-RING, 8-1	1	1						
2	1	1A8160-46250	COUPLER, QUICK 3/8	4	4						
3	1	1A8160-46280	PLUG, DUST RED	1	1						
4	1	1A8160-46290	PLUG, DUST BLUE	1	1						
5	1	1A8160-46300	PLUG, DUST YELLOW	1	1						
6	1	1A8160-46310	PLUG, DUST GREEN	1	1						
7	1	1A8170-46510	CONNECTOR ASSY	1	1						
8	2	194464-45930	O-RING, 8-1	1	1						
9	1	1A8475-46550	ADAPTER, 3/4UNF-G1/2	1	1						
10	1	1A8475-46580	CONNECTOR	1	1						
11	1	1A8250-46600	SCV ASSY,	1	1						
12	1	1A8475-46601	BRACKET ASSY, VALVE	1	1						
13	1	1A8250-48280	JOINT/HYD, 3/4-16UNF	4	4						
14	2	194464-45930	O-RING, 8-1	8	8						
15	1	1C6281-52320	PIN, SNAP 8	2	2						
16	1	22487-080200	PIN, H 8X 20	2	2						
17	1	26106-080122	BOLT, M8X 12 PLATED	3	3						
18	1	26106-080202	BOLT, M8X 20 PLATED	4	4						

(A)=YT347Y,EU
(B)=YT359Y,EU
(C)=

(D)=
(E)=
(F)=

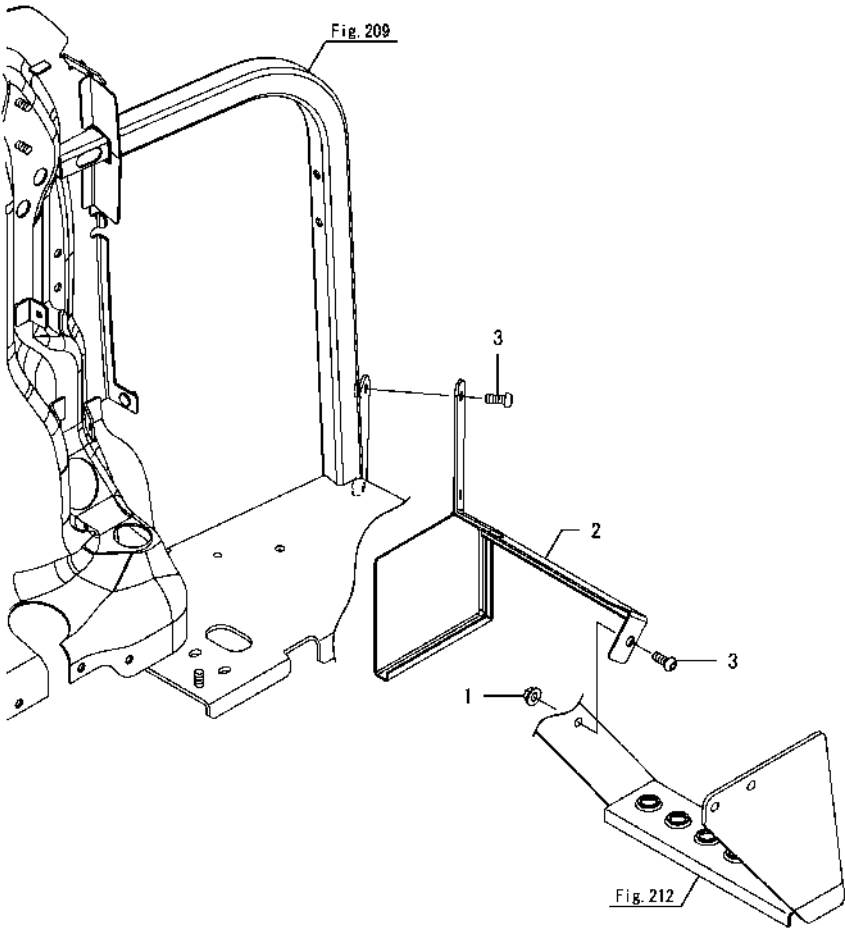


No.	Lev.	Parts No.	Description	Q'ty						I	R
				(A)	(B)	(C)	(D)	(E)	(F)		
1	1	194556-42220	STRAINER, A	1	1						
2	1	194065-42250	PLUG, PF1/2	4	4						
3	1	1A8060-46700	SCV ASSY, 2	1	1						
4	2	1A8060-46710	SCV ASSY, FLOAT	1	1						
5	3	1A8060-46730	SCV, FLOAT	1	1						
6	3	194850-49370	O-RING, 1A2053	1	1						
7	2	1A8060-46720	SCV ASSY	1	1						
8	3	1A8060-46740	SCV	1	1						
9	3	194850-49370	O-RING, 1A2053	1	1						
10	2	1A8060-46751	COVER, VALVE	1	1						
11	2	194850-49370	O-RING, 1A2053	1	1						
12	1	1A8042-46770	BOLT, M8X120	4	4						
13	1	1A8475-46810	PLATE, VALVE SCV	1	1						
14	1	1A8475-46910	BRACKET ASSY, SCV	1	1						
15	1	1A7805-48080	ELBOW ASSY, G1/2	1	1						
16	2	1A7805-48090	ELBOW, G1/2	1	1						
17	2	24315-000180	O-RING, 1BP18.0	1	1						
18	1	1A8475-48450	HOSE ASSY, 1/2-1060	1	1						
19	1	1A8475-48480	HOSE ASSY, 1/2-480	1	1						
20	1	1A8475-48510	HOSE ASSY, 3/8-640	1	1						
21	1	1A8130-48700	ADAPTER ASSY	1	1						
22	2	24315-000140	O-RING, 1BP14.0	1	1						
23	1	1E6681-66370	STRAINER ASSY	1	1						
24	1	172141-76900	CONNECTOR ASSY	1	1						
25	2	24315-000180	O-RING, 1BP18.0	1	1						
26	1	172141-76900	CONNECTOR ASSY	1	1						
27	2	24315-000180	O-RING, 1BP18.0	1	1						
28	1	23871-020000	PLUG, R02	1	1						
29	1	24315-000180	O-RING, 1BP18.0	4	4						
30	1	24315-000180	O-RING, 1BP18.0	1	1						
31	1	26106-100202	BOLT, M10X 20 PLATED	2	2						
32	1	26106-120352	BOLT, M12X 35 PLATED	2	2						
33	1	41810-000080	CAP, BOLT M8	2	2						
34	1	933160-01370	CONNECTOR,PF1/2PF3/8	1	1						

(A)=YT347Y,EU
(B)=YT359Y,EU
(C)=

(D)=
(E)=
(F)=

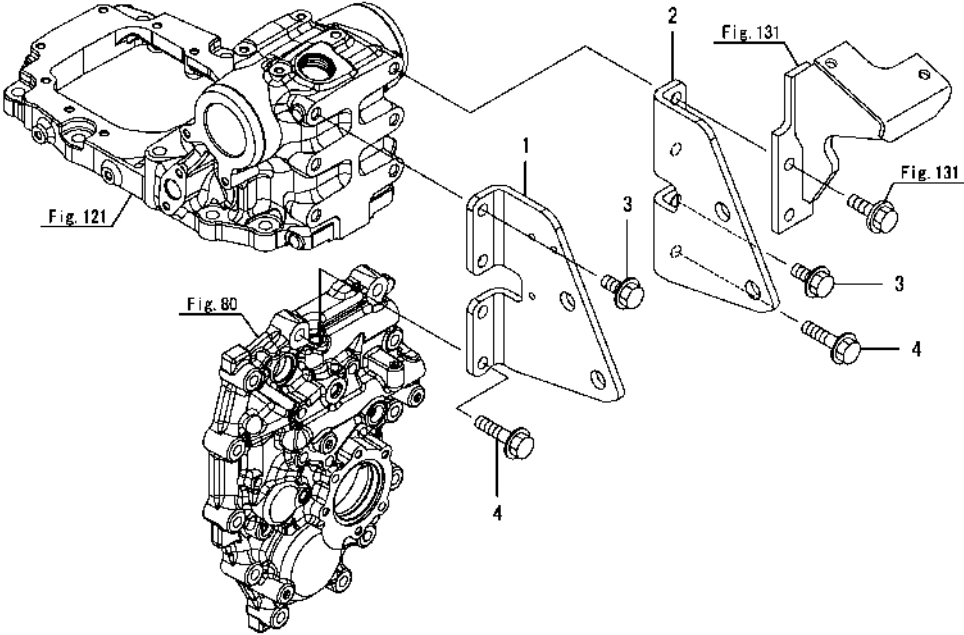
No.	Lev.	Parts No.	Description	Q'ty						I	R
				(A)	(B)	(C)	(D)	(E)	(F)		
1	1	194990-22140	NUT, M8	1	1						
2	1	1A8476-46640	M ASSY, VALVE COVER	1	1						
3	1	1A8486-58320	BOLT, 8X20	3	3						



(A)=YT347Y,EU
(B)=YT359Y,EU
(C)=

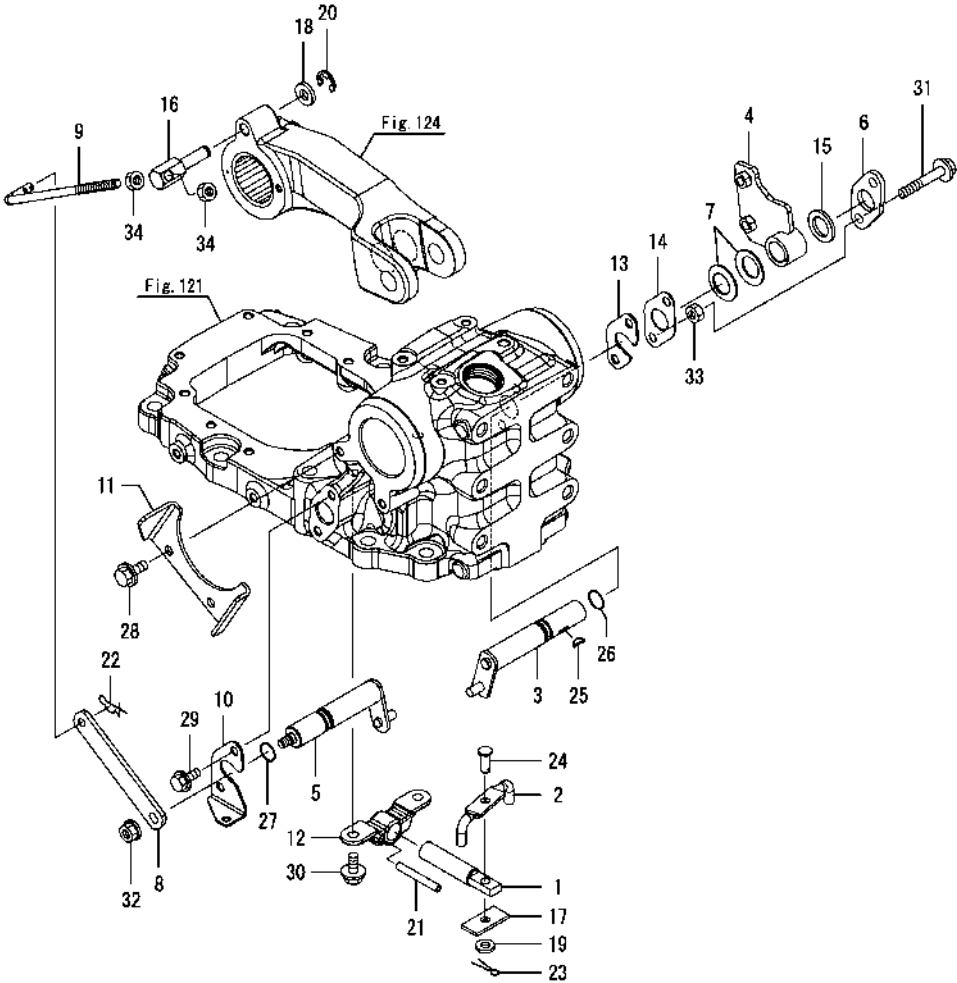
(D)=
(E)=
(F)=

No.	Lev.	Parts No.	Description	Q'ty						I	R
				(A)	(B)	(C)	(D)	(E)	(F)		
1	1	1A8476-42850	HINGE, L TOP LINK	1	1						
2	1	1A8476-42860	HINGE, R TOP LINK	1	1						
3	1	26106-120252	BOLT, M12X 25 PLATED	4	4						
4	1	26106-120502	BOLT, M12X 50 PLATED	2	2						

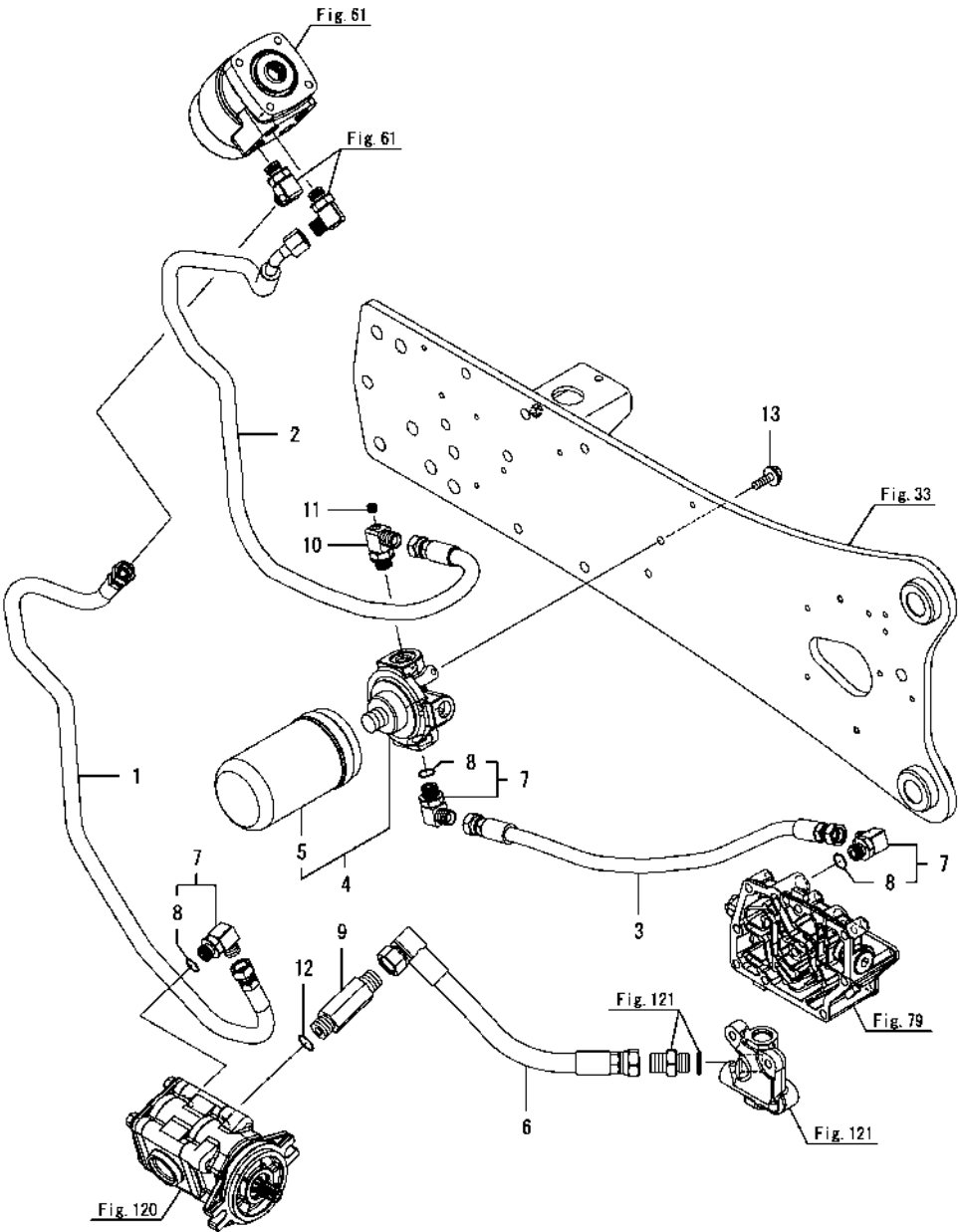


(A)=YT347Y,EU
(B)=YT359Y,EU
(C)=

(D)=
(E)=
(F)=

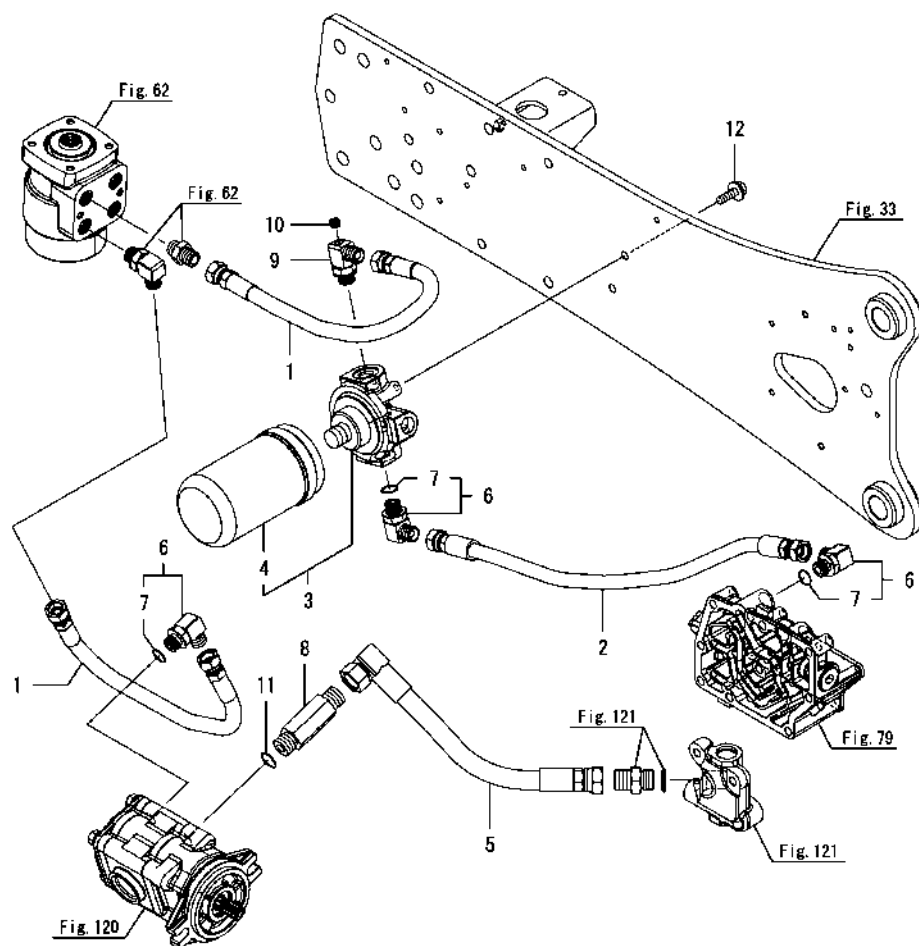


No.	Lev.	Parts No.	Description	Q'ty						I	R
				(A)	(B)	(C)	(D)	(E)	(F)		
1	1	1A8472-47010	ROD, CONTROL	1	1						
2	1	1A8472-47050	LINK, P CONTROL	1	1						
3	1	1A8472-47100	SHAFT ASSY, LEVER P	1	1						
4	1	1A8472-47150	LINK ASSY, LEVER P	1	1						
5	1	1A8472-47200	SHAFT ASSY, FEEDBACK	1	1						
6	1	194940-47210-1	PLATE	1	1						
7	1	194940-47220	WASHER, 20	2	2						
8	1	1A8472-47250	ARM, FEEDBACK P	1	1						
9	1	1A8472-47260	ROD, FEEDBACK P	1	1						
10	1	1A8472-47270	PLATE, KEEP	1	1						
11	1	1A8472-47280	STOPPER, LIFT ARM	1	1						
12	1	1A8472-47330	PLATE, CONTROL	1	1						
13	1	194555-47340-1	PLATE, A	1	1						
14	1	194555-47350-1	PLATE, B	1	1						
15	1	194170-47440	PLATE, FRICTION	1	1						
16	1	198200-47650	PIN, ADJUST	1	1						
17	1	1E6681-79140	WASHER, COOLER COVER	1	1						
18	1	22117-100000	WASHER, 10	1	1						
19	1	22137-080000	WASHER, 8	1	1						
20	1	22272-000080	RING, E- 8	1	1						
21	1	22351-060050	PIN, SPRING 6.0X50	1	1						
22	1	22372-080000	PIN, SNAP 8	1	1						
23	1	22417-200200	PIN, COTTER 2.0X20	1	1						
24	1	22487-080160	PIN, H 8X 16	1	1						
25	1	22522-030130	KEY, WOODRUFF 3X13	1	1						
26	1	24315-000150	O-RING, 1BP15.0	1	1						
27	1	24315-000150	O-RING, 1BP15.0	1	1						
28	1	26106-080162	BOLT, M8X 16 PLATED	2	2						
29	1	26106-080162	BOLT, M8X 16 PLATED	2	2						
30	1	26106-080162	BOLT, M8X 16 PLATED	2	2						
31	1	26106-080504	BOLT, M8X 50 PLATED	2	2						
32	1	26366-080002	NUT, M8	1	1						
33	1	26716-080002	NUT, M8	2	2						
34	1	26716-080002	NUT, M8	2	2						



No.	Lev.	Parts No.	Description	Q'ty						I	R
				(A)	(B)	(C)	(D)	(E)	(F)		
1	1	1A8475-17700	HOSE ASSY, 3/8-1100	1	1						
2	1	1A8475-17750	HOSE ASSY, 3/8-1200	1	1						
3	1	1A8470-48110	HOSE ASSY, 3/8-550	1	1						
4	1	1A7180-48191	FILTER ASSY, LINE 10	1	1						
5	2	1A7180-48210	CARTRIDGE ASSY	1	1						
6	1	1A8470-48501	HOSE ASSY, 1/2-295	1	1						
7	1	172142-76181	JOINT ASSY	3	3						
8	2	24315-000140	O-RING, 1BP14.0	3	3						
9	1	172176-76200	JOINT, PF1/2	1	1						
10	1	172149-76300	ELBOW ASSY	1	1						
11	1	23871-010000	PLUG, R01	1	1						
12	1	24315-000180	O-RING, 1BP18.0	1	1						
13	1	26106-080252	BOLT, M8X 25 PLATED	2	2						

Fig.136. HYDRAULIC HOSE(CABIN)



(A)=YT347Y,EU
(B)=YT359Y,EU
(C)=

(D)=
(E)=
(F)=

No.	Lev.	Parts No.	Description	Q'ty						I	R
				(A)	(B)	(C)	(D)	(E)	(F)		
1	1	1A8484-17700	HOSE ASSY, 3/8-450	2	2						
2	1	1A8470-48110	HOSE ASSY, 3/8-550	1	1						
3	1	1A7180-48191	FILTER ASSY, LINE 10	1	1						
4	2	1A7180-48210	CARTRIDGE ASSY	1	1						
5	1	1A8470-48501	HOSE ASSY, 1/2-295	1	1						
6	1	172142-76181	JOINT ASSY	3	3						
7	2	24315-000140	O-RING, 1BP14.0	3	3						
8	1	172176-76200	JOINT, PF1/2	1	1						
9	1	172149-76300	ELBOW ASSY	1	1						
10	1	23871-010000	PLUG, R01	1	1						
11	1	24315-000180	O-RING, 1BP18.0	1	1						
12	1	26106-080252	BOLT, M8X 25 PLATED	2	2						

(A)=YT347Y,EU
(B)=YT359Y,EU
(C)=

(D)=
(E)=
(F)=

No.	Lev.	Parts No.	Description	Q'ty						I	R
				(A)	(B)	(C)	(D)	(E)	(F)		
1	1	1A8470-49400	HOSE, LUB	1	1						
2	1	1A8475-49501	PIPE ASSY, LUB	1	1						
3	1	1A8060-49650	ELBOW ASSY, G3/8-16	1	1						
4	1	23000-022000	CLAMP, 22	2	2						
5	1	26106-080162	BOLT, M8X 16 PLATED	1	1						

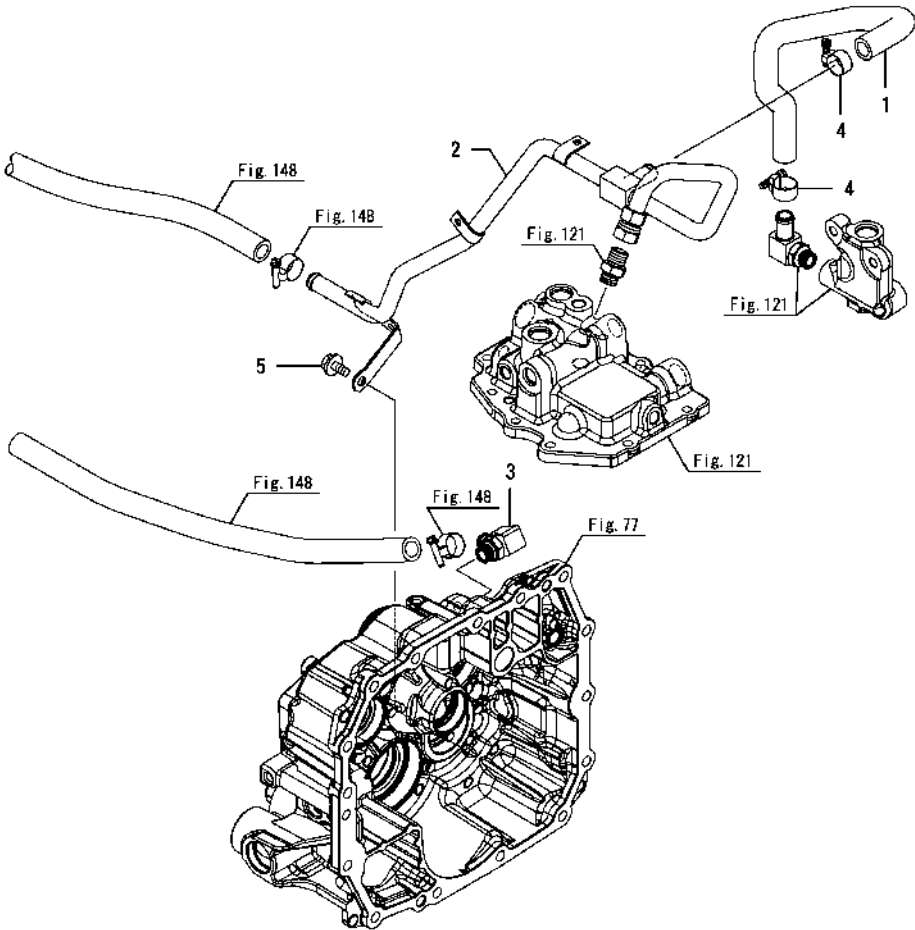
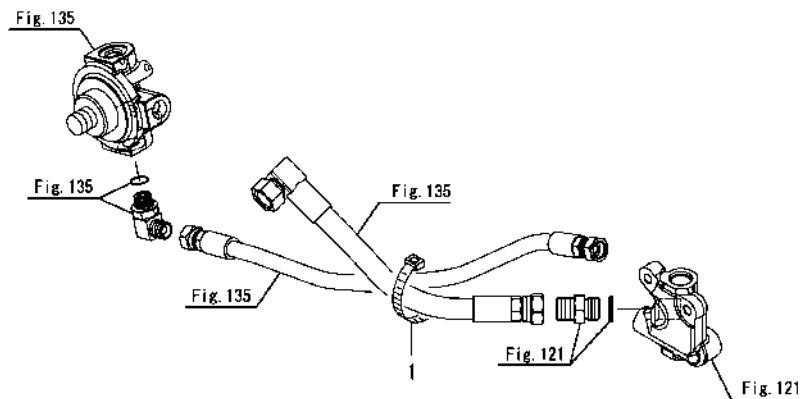
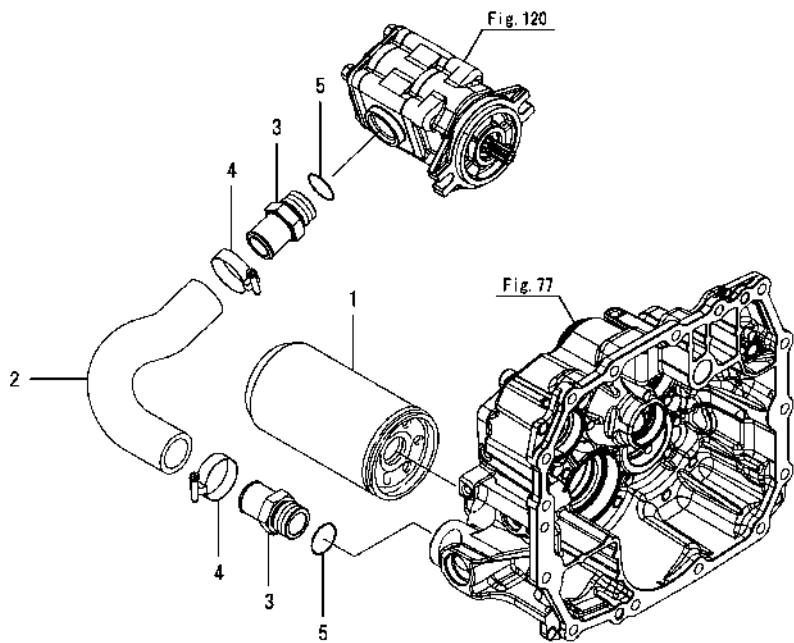


Fig.138. HOSE CLAMP

(D)=
(E)=
(F)=

No.	Lev.	Parts No.	Description	Q'ty						I	R
				(A)	(B)	(C)	(D)	(E)	(F)		
1	1	29622-250001	BAND, RF250	1	1						





(A)=YT347Y,EU
(B)=YT359Y,EU
(C)=

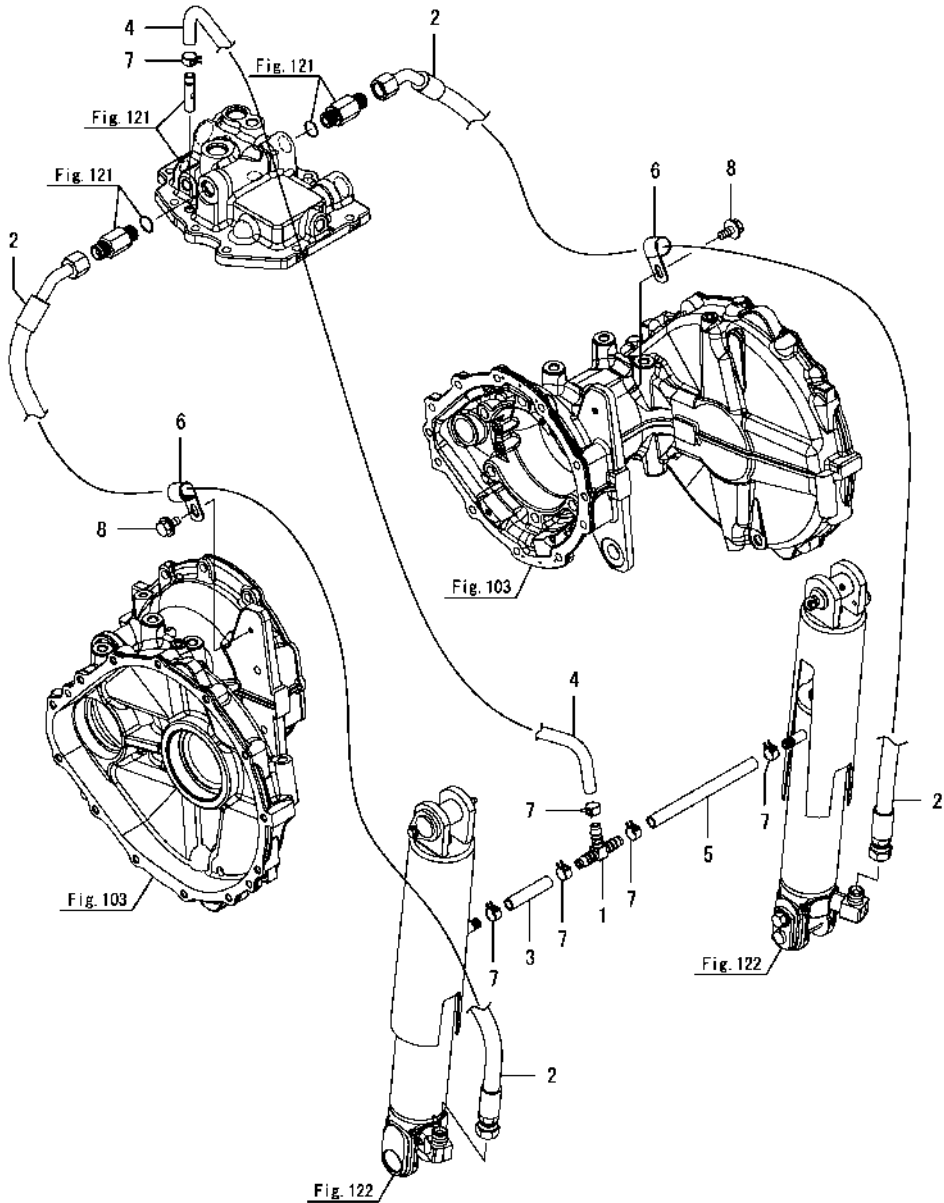
(D)=
(E)=
(F)=

No.	Lev.	Parts No.	Description	Q'ty						I	R
				(A)	(B)	(C)	(D)	(E)	(F)		
1	1	198535-48080	FILTER, HYDRAULIC	1	1						
2	1	1A8470-48340	HOSE, SUCTION	1	1						
3	1	1A8470-48350	ADAPTER, HYD G1	2	2						
4	1	23000-048000	CLAMP, 48	2	2						
5	1	24311-000290	O-RING, 1AP29.0	2	2						

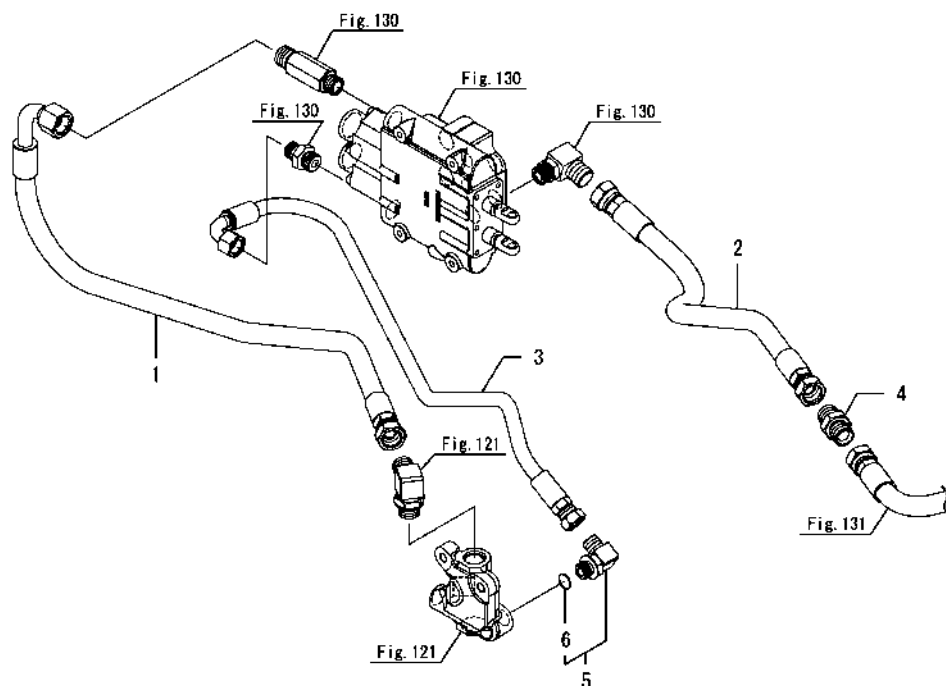
(A)=YT347Y,EU
(B)=YT359Y,EU
(C)=

(D)=
(E)=
(F)=

No.	Lev.	Parts No.	Description	Q'ty						I	R
				(A)	(B)	(C)	(D)	(E)	(F)		
1	1	198448-04930	JOINT, HOSE	1	1						
2	1	1A8472-48400	HOSE ASSY, CYLINDER	2	2						
3	1	1A8470-48471	HOSE, LP 60	1	1						
4	1	1A8060-48480	HOSE, LP 530	1	1						
5	1	1A8470-48481	HOSE, LP 155	1	1						
6	1	1E6213-83410	CLIP, HARNESS 18	2	2						
7	1	23080-013000	CLAMP, 13	6	6						
8	1	26106-080162	BOLT, M8X 16 PLATED	2	2						



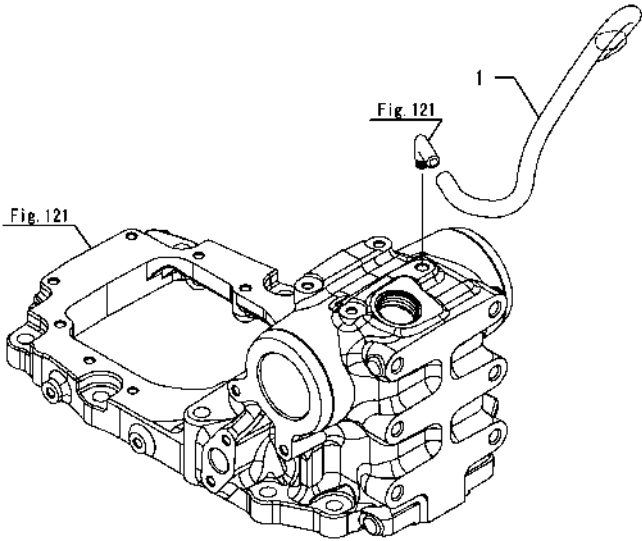
No.	Lev.	Parts No.	Description	Q'ty						I	R
				(A)	(B)	(C)	(D)	(E)	(F)		
1	1	1A8475-48200	HOSE ASSY, LOADER P	1	1						
2	1	1A8475-48220	HOSE ASSY, LOADER C	1	1						
3	1	1A8475-48250	HOSE ASSY, LOADER T	1	1						
4	1	1A8475-48550	ADAPTER, G1/2	1	1						
5	1	172142-76180	JOINT	1	1						
6	2	24315-000140	O-RING. 1BP14.0	1	1						



(A)=YT347Y,EU
(B)=YT359Y,EU
(C)=

(D)=
(E)=
(F)=

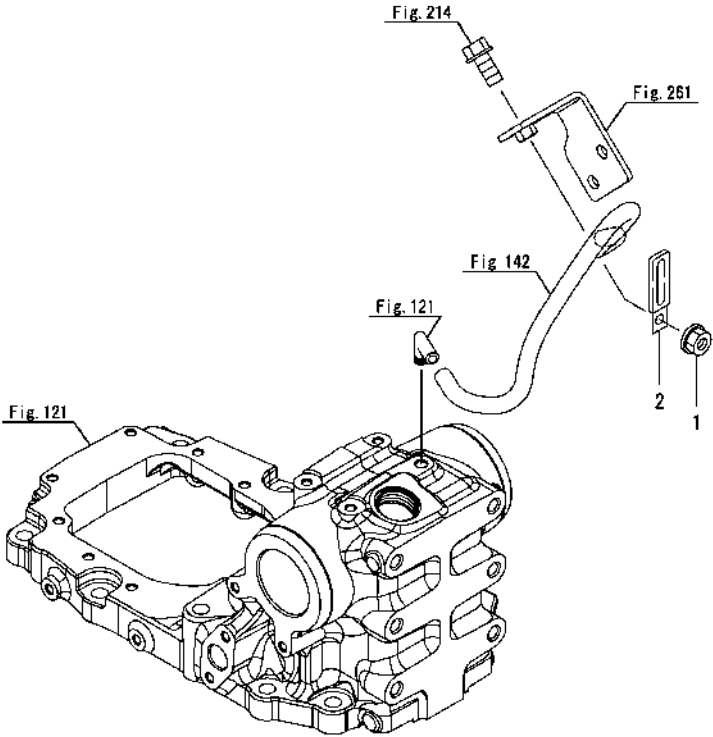
No.	Lev.	Parts No.	Description	Q'ty						I	R
				(A)	(B)	(C)	(D)	(E)	(F)		
1	1	1A7750-13910	PIPE, OVERFLOW 420	1	1						



(A)=YT347Y,EU
(B)=YT359Y,EU
(C)=

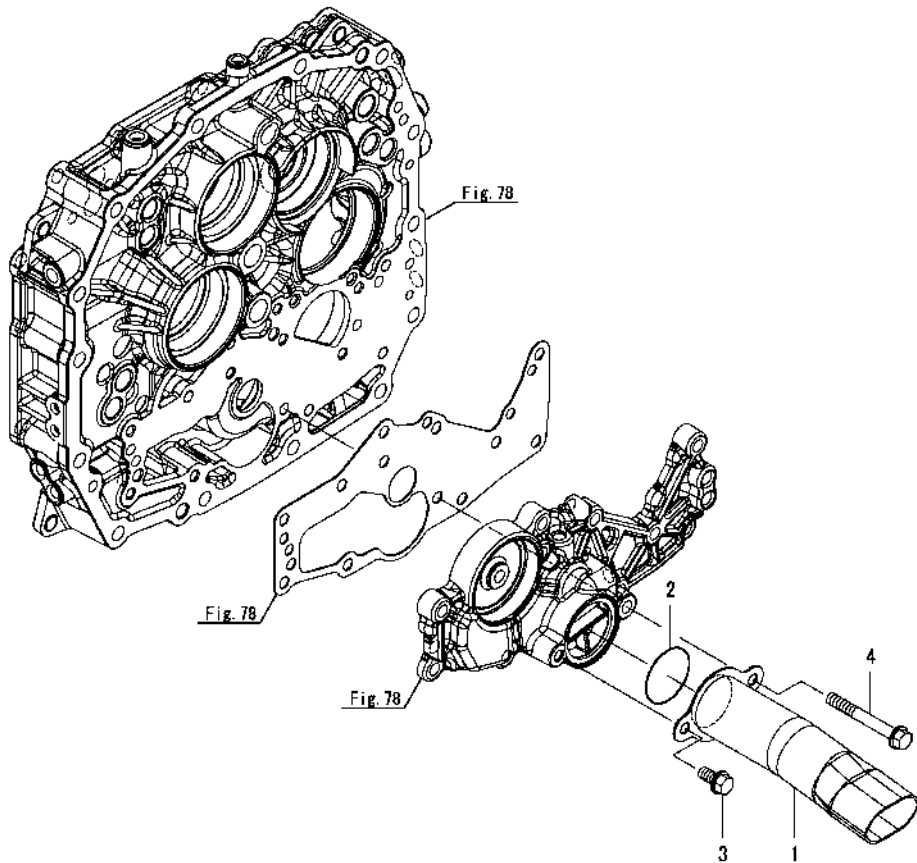
(D)=
(E)=
(F)=

No.	Lev.	Parts No.	Description	Q'ty						I	R
				(A)	(B)	(C)	(D)	(E)	(F)		
1	1	194990-22150	NUT, M10	1	1						
2	1	194180-51640	CLAMP, HARNESS	1	1						



(A)=YT347Y,EU
(B)=YT359Y,EU
(C)=

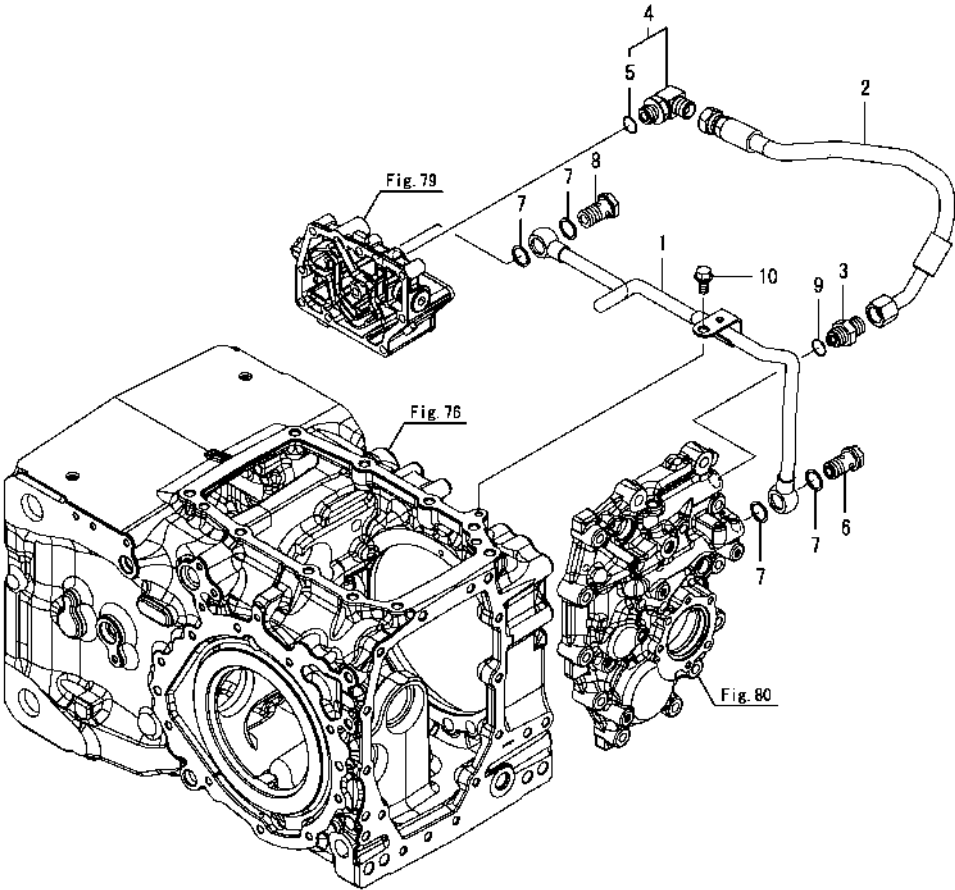
(D)=
(E)=
(F)=



No.	Lev.	Parts No.	Description	Q'ty						I	R
				(A)	(B)	(C)	(D)	(E)	(F)		
1	1	1A8042-48700	PIPE ASSY, SUCTION	1	1						
2	1	24321-000400	O-RING, 1AG40.0	1	1						
3	1	26106-080162	BOLT, M8X 16 PLATED	1	1						
4	1	26106-080652	BOLT, M8X 65 PLATED	1	1						

(A)=YT347Y,EU
(B)=YT359Y,EU
(C)=

(D)=
(E)=
(F)=

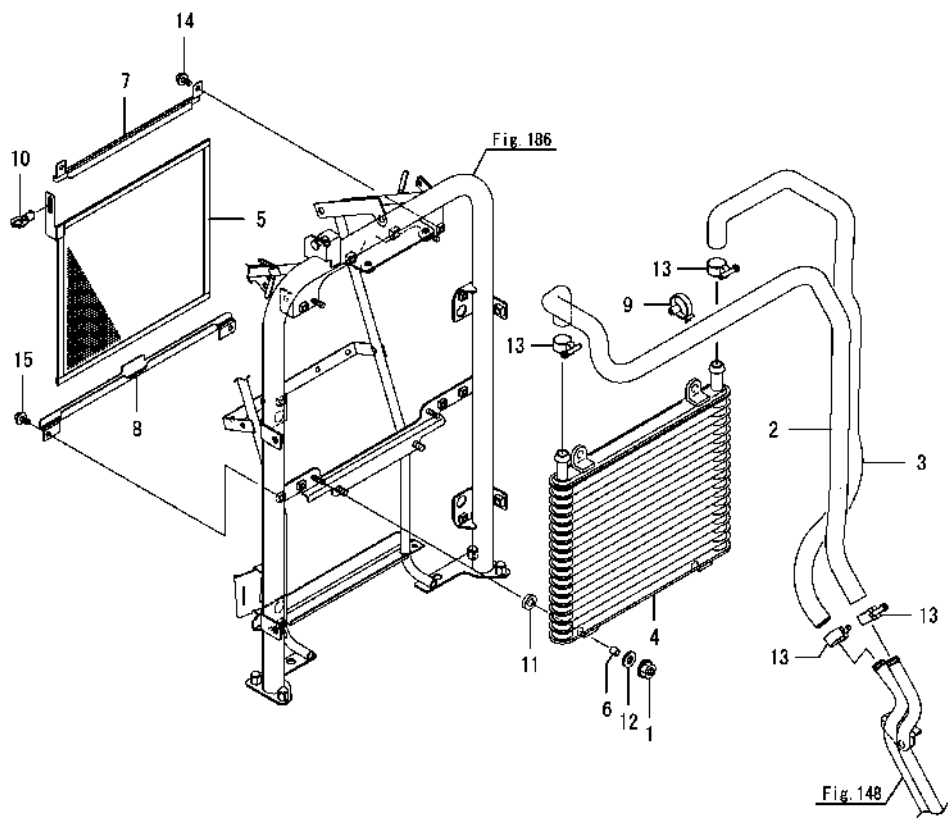


No.	Lev.	Parts No.	Description	Q'ty						I	R
				(A)	(B)	(C)	(D)	(E)	(F)		
1	1	1A8042-48600	PIPE ASSY, I-HMT	1	1						
2	1	1A8470-48630	HOSE ASSY, I-HMT	1	1						
3	1	172730-75141	ADAPTER	1	1						
4	1	172142-76181	JOINT ASSY	1	1						
5	2	24315-000140	O-RING, 1BP14.0	1	1						
6	1	194680-77750	BOLT ASSY, JOINT	1	1						
7	1	23414-160021	GASKET, 16X1.0	4	4						
8	1	23857-100000	BOLT, JOINT 10	1	1						
9	1	24311-000140	O-RING, 1AP14.0	1	1						
10	1	26106-080162	BOLT, M8X 16 PLATED	1	1						

Fig.146. OIL COOLER

(A)=YT347Y,EU
(B)=YT359Y,EU
(C)=

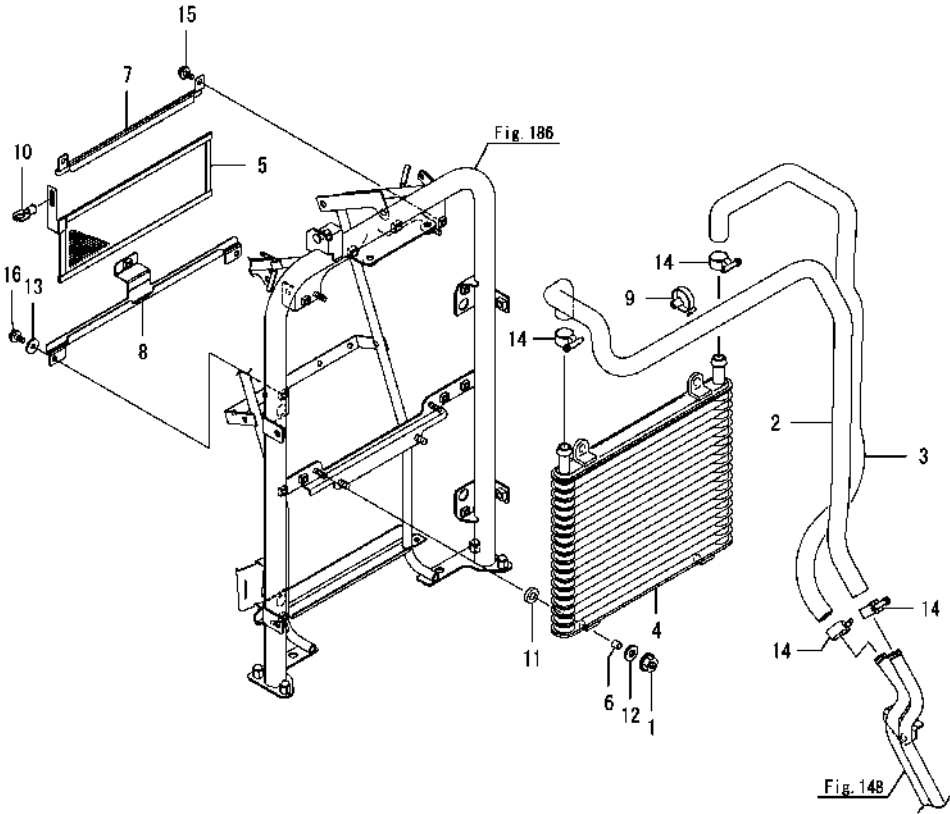
(D)=
(E)=
(F)=



No.	Lev.	Parts No.	Description	Q'ty					I	R
				(A)	(B)	(C)	(D)	(E)		
1	1	194990-22130	NUT, M6	4	4					
2	1	1A8470-48780	HOSE, OIL COOLER A	1	1					
3	1	1A8470-48791	HOSE, OIL COOLER B	1	1					
4	1	198138-49100	COOLER ASSY, OIL	1	1					
5	1	1A8470-49100	SCREEN ASSY, OIL ROP	1	1					
6	1	1A7180-49190	COLLAR, 9.0X7.0X9.0	4	4					
7	1	1A8470-49300	RAIL,UPPER	1	1					
8	1	1A8470-49370	RAIL, LOWER	1	1					
9	1	194680-51670	BAND, CLIP	1	1					
10	1	198220-61351	LOCK ASSY, CAM	1	1					
11	1	194420-62260	RUBBER, 10X20X5	4	4					
12	1	22137-100000	WASHER, 10	4	4					
13	1	23000-022000	CLAMP, 22	4	4					
14	1	26106-060122	BOLT, M6X 12 PLATED	2	2					
15	1	26106-060122	BOLT, M6X 12 PLATED	2	2					

(A)=YT347Y,EU
(B)=YT359Y,EU
(C)=

(D)=
(E)=
(F)=

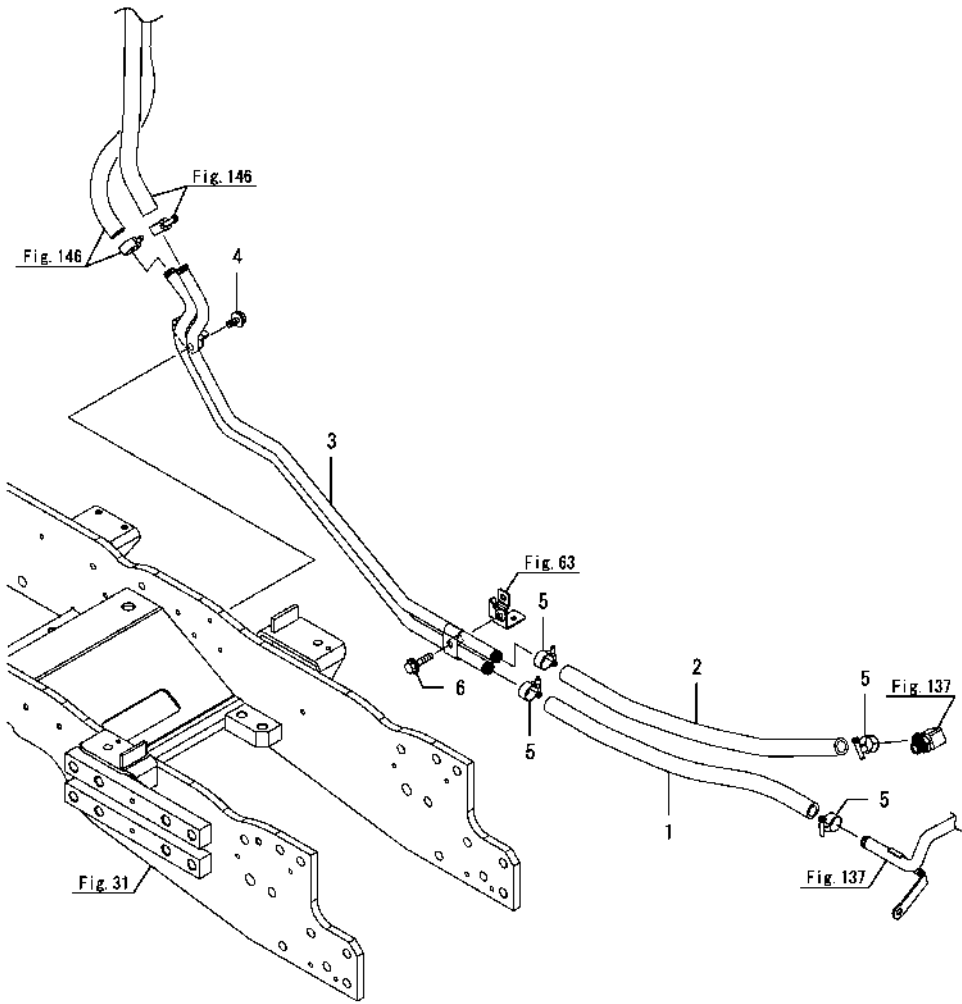


No.	Lev.	Parts No.	Description	Q'ty						I	R
				(A)	(B)	(C)	(D)	(E)	(F)		
1	1	194990-22130	NUT, M6	4	4						
2	1	1A8470-48780	HOSE, OIL COOLER A	1	1						
3	1	1A8470-48791	HOSE, OIL COOLER B	1	1						
4	1	198138-49100	COOLER ASSY, OIL	1	1						
5	1	1A8484-49100	SCREEN ASSY, OIL CAB	1	1						
6	1	1A7180-49190	COLLAR, 9.0X7.0X9.0	4	4						
7	1	1A8470-49300	RAIL,UPPER	1	1						
8	1	1A8484-49360	RAIL ASSY,LOWER	1	1						
9	1	194680-51670	BAND, CLIP	1	1						
10	1	198220-61351	LOCK ASSY, CAM	1	1						
11	1	194420-62260	RUBBER, 10X20X5	4	4						
12	1	22137-100000	WASHER, 10	4	4						
13	1	22157-060000	WASHER, 6	1	1						
14	1	23000-022000	CLAMP, 22	4	4						
15	1	26106-060122	BOLT, M6X 12 PLATED	2	2						
16	1	26106-060122	BOLT, M6X 12 PLATED	2	2						

(A)=YT347Y,EU
(B)=YT359Y,EU
(C)=

(D)=
(E)=
(F)=

No.	Lev.	Parts No.	Description	Q'ty						I	R
				(A)	(B)	(C)	(D)	(E)	(F)		
1	1	1A8470-49260	HOSE, LOW PRESSURE	1							
2	1	1A8470-49270	HOSE, LOW PRESSURE	1							
3	1	1A8470-49800	PIPE ASSY, COOLER	1							
4	1	198460-83350	BOLT, M8X16	1							
5	1	23000-022000	CLAMP, 22	4							
6	1	26106-080302	BOLT, M8X 30 PLATED	1							



(A)=YT347Y,EU
(B)=YT359Y,EU
(C)=

(D)=
(E)=
(F)=

No.	Lev.	Parts No.	Description	Q'ty						I	R
				(A)	(B)	(C)	(D)	(E)	(F)		
1	1	1A8470-49260	HOSE, LOW PRESSURE		1						
2	1	1A8470-49270	HOSE, LOW PRESSURE		1						
3	1	1A8480-49800	PIPE ASSY, COOLER		1						
4	1	198460-83350	BOLT, M8X16		1						
5	1	23000-022000	CLAMP, 22		4						
6	1	26106-080302	BOLT, M8X 30 PLATED		1						

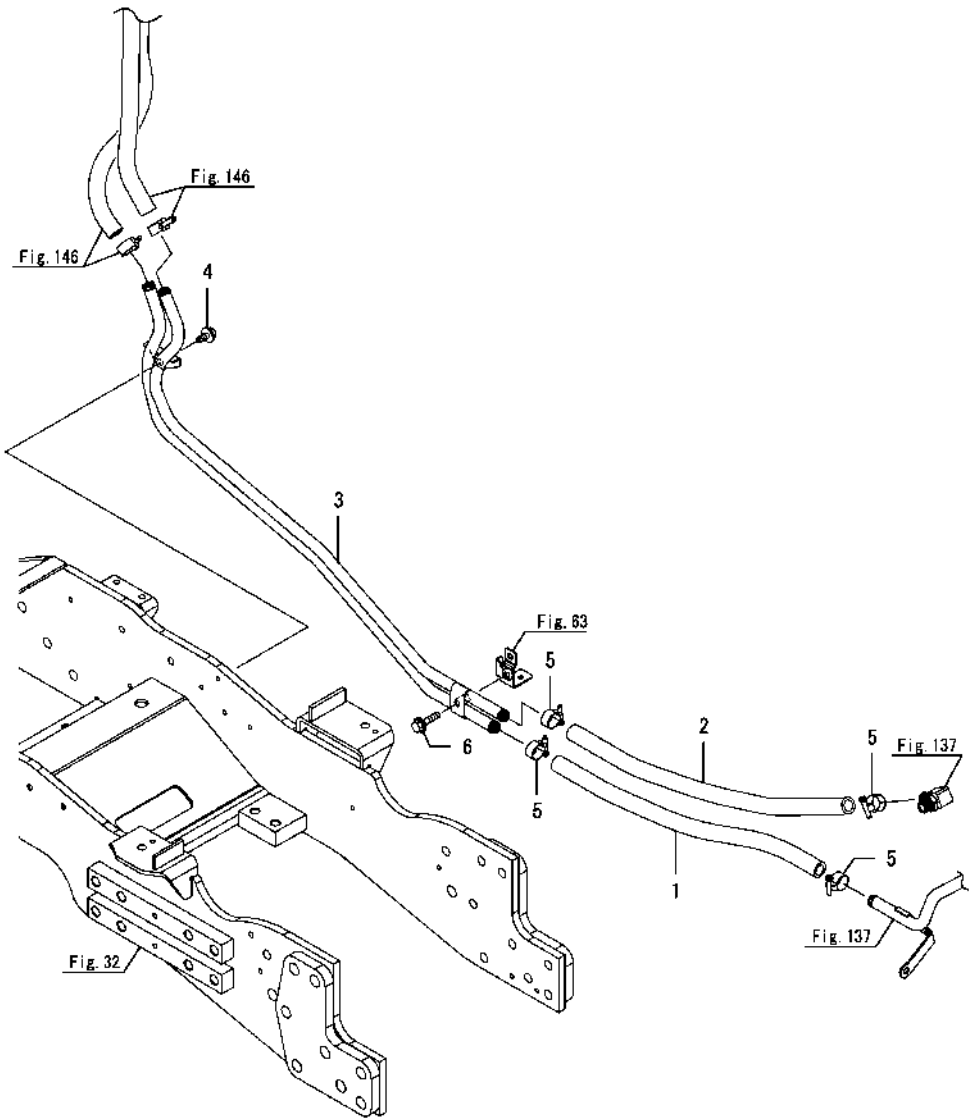
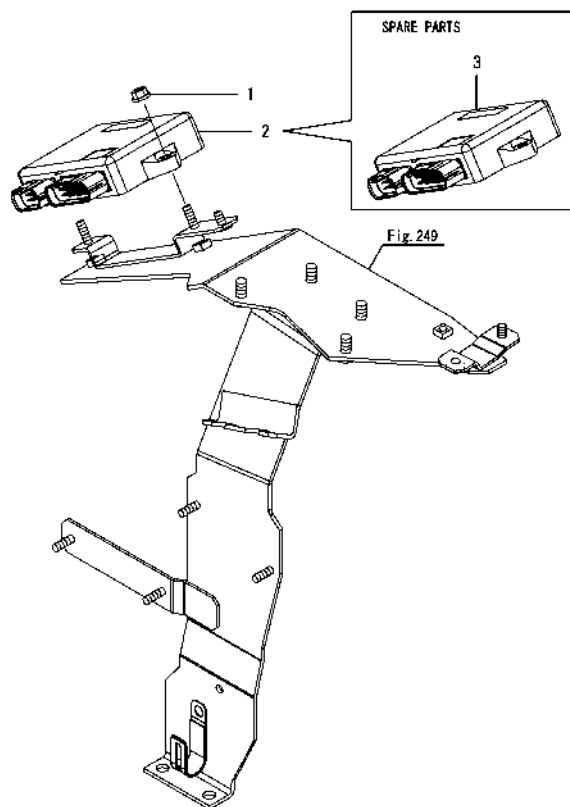


Fig.150. CONTROLLER(H.M.T.)

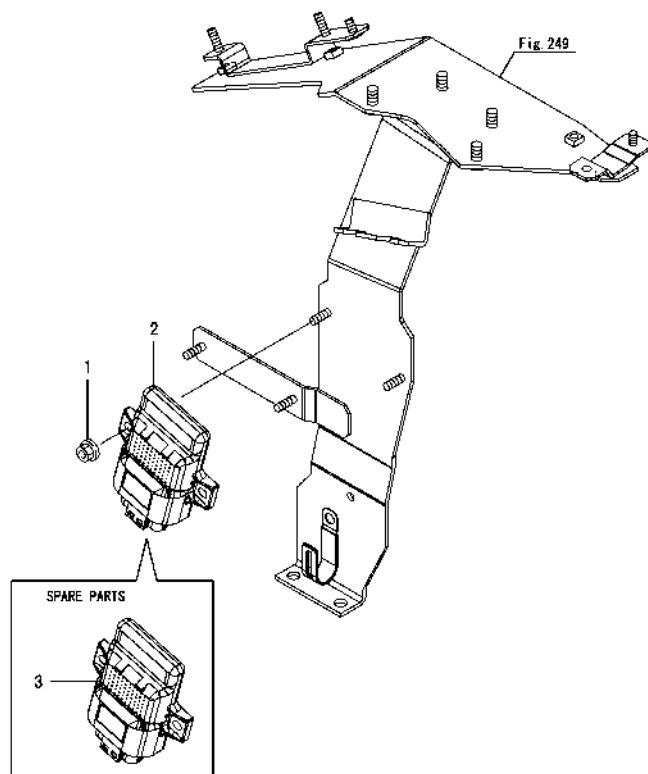


To install proper information, go to an authorized distributor.

(D)=
(E)=
(F)=

No.	Lev.	Parts No.	Description	Q'ty						I	R
				(A)	(B)	(C)	(D)	(E)	(F)		
1	1	194990-22130	NUT, M6	2	2						
2	1	1A8475-50100	CONTROL UNIT, HMT	1	1						1
3	1	1A8280-50900	CONTROLLER	1	1						2

Fig.151. CONTROLLER(DRAFT)



To install proper information, go to an authorized distributor.

(D)=
(E)=
(F)=

No.	Lev.	Parts No.	Description	Q'ty						I	R
				(A)	(B)	(C)	(D)	(E)	(F)		
1	1	194990-22130	NUT, M6	2	2						
2	1	1A7140-50503	CONTROL UNIT, VSP	1	1						1
3	1	1A7805-50900	CONTROL UNIT, SERVICE	1	1						2

(A)=YT347Y,EU
(B)=YT359Y,EU
(C)=

(D)=
(E)=
(F)=

No.	Lev.	Parts No.	Description	Q'ty						I	R
				(A)	(B)	(C)	(D)	(E)	(F)		
1	1	1A8470-51170	HARNESS, STARTER	1							

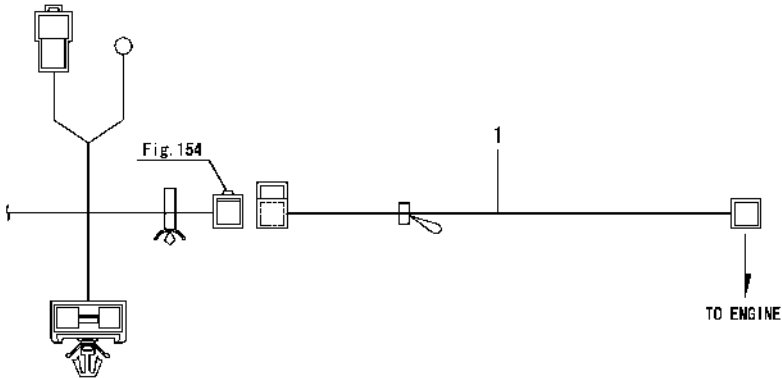
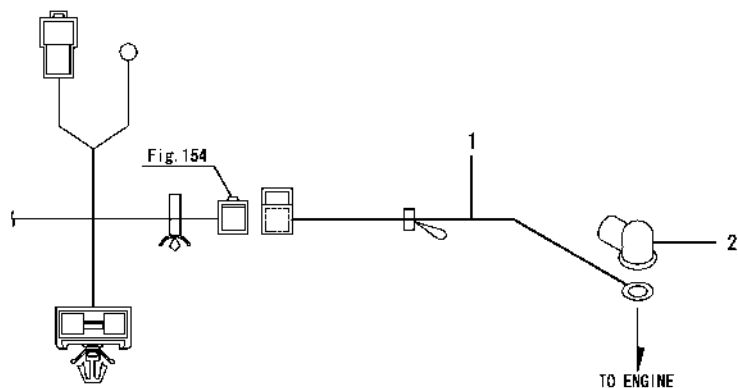
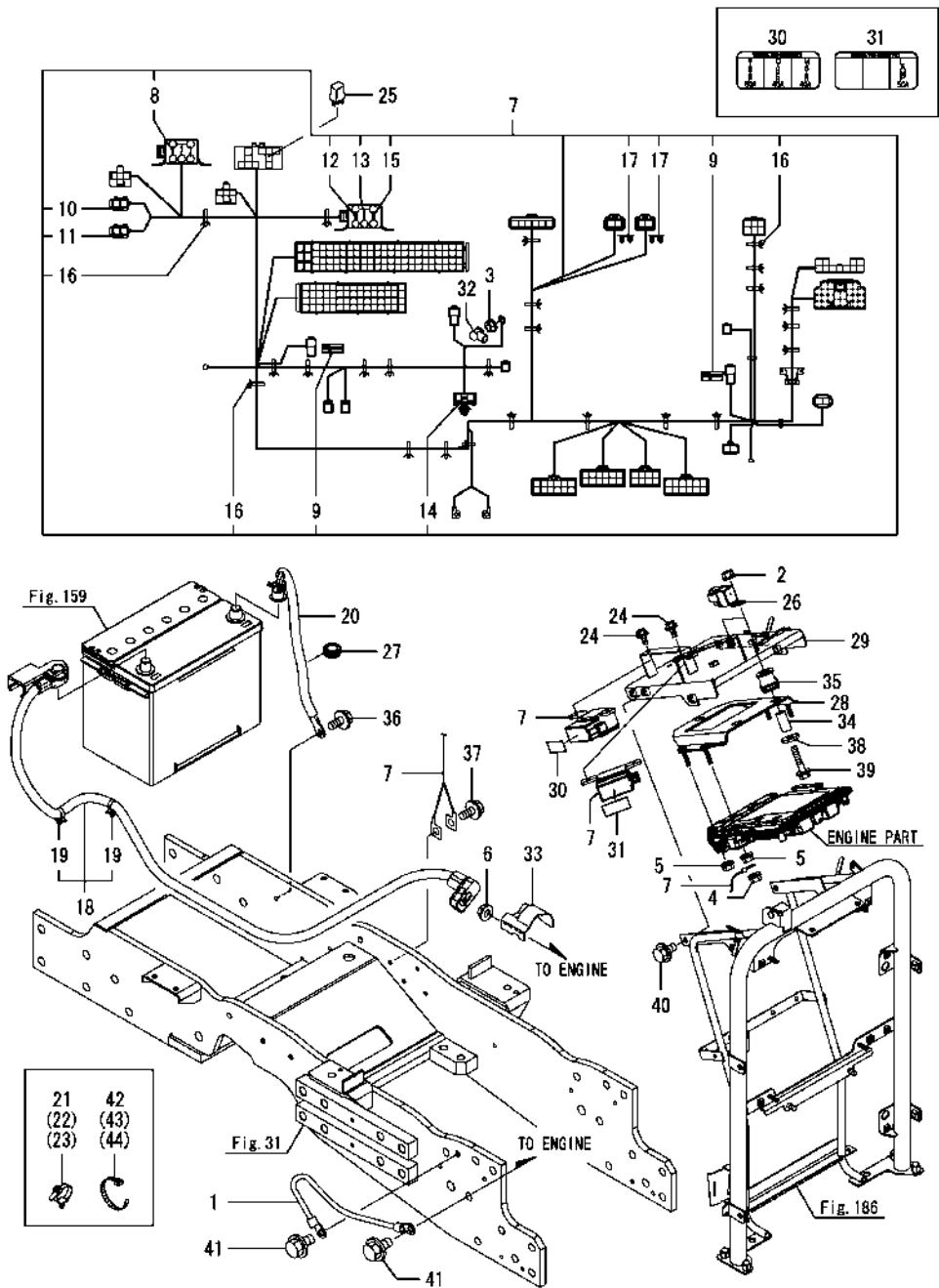


Fig.153. WIRE HARNESS(STARTER)

[illegible]

OCNP6-M04380 ELECTRICAL PARTS
Fig.154. WIRE HARNESS(ENGINE)

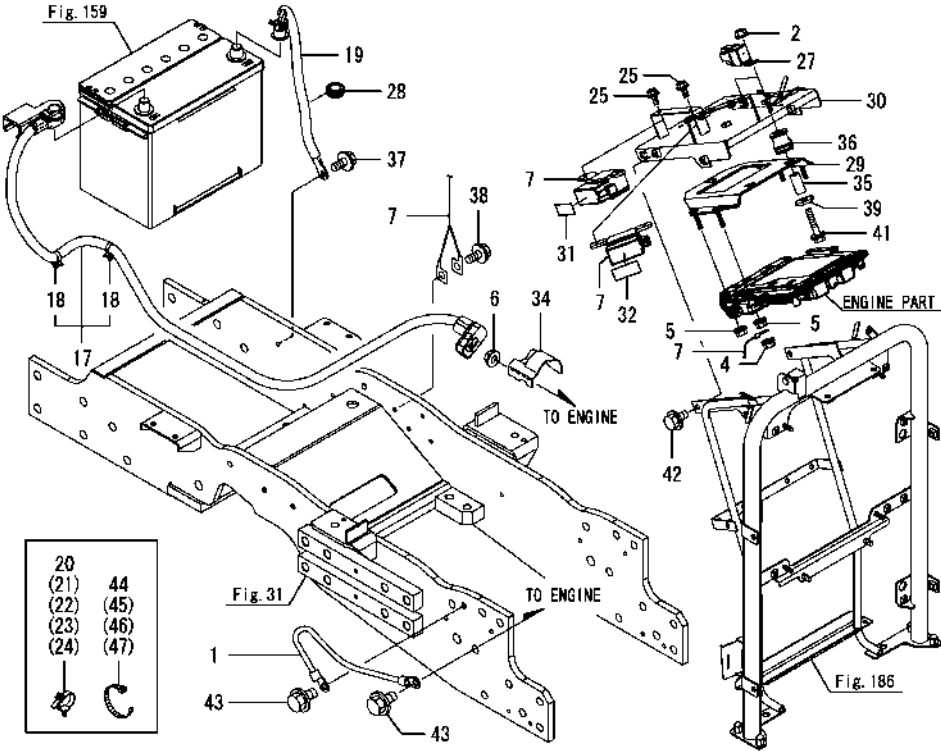
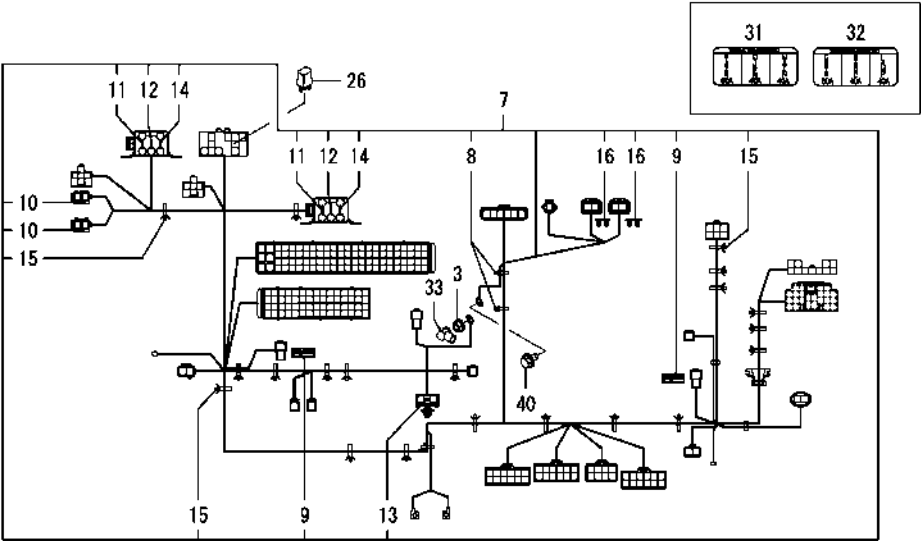


No.	Lev.	Parts No.	Description	Q'ty						I	R
				(A)	(B)	(C)	(D)	(E)	(F)		
1	1	1D4220-16250	WIRE, ENGINE EARTH	1	1						
2	1	194990-22130	NUT, M6	2	2						
3	1	194990-22130	NUT, M6	1	1						
4	1	194990-22130	NUT, M6	1	1						
5	1	194990-22130	NUT, M6	4	4						
6	1	194990-22140	NUT, M8	1	1						
7	1	1A8476-51150	HARNESS ASSY,ENG ROP	1	1						
8	2	1D2310-06080	FUSE, SLOW BLOW 50A	1	1						
9	2	1A6382-51510	RESISTANCE, 2W R120	2	2						
10	2	198535-52140	FUSE, 20A	1	1						
11	2	198535-52140	FUSE, 20A	1	1						
12	2	1A6780-52430	FUSE, 40A	1	1						
13	2	1A6780-52440	FUSE, 40A	1	1						
14	2	1A6780-52470	FUSE, 80A	1	1						
15	2	1E8540-83220	FUSE, SLOW BLOW 60A	1	1						
16	2	1E9265-84300	CLIP, BAND	23	23						
17	2	129A00-91430	CLIP, CONNECTOR	2	2						
18	1	1A8470-51402	CABLE, + BATTERY	1	1						
19	2	1E8775-84120	CLAMP, BAND	2	2						
20	1	1A8470-51450	CABLE,BATTERY	1	1						
21	1	1A8275-51670	CLIP, M8 HOLE	1	1						
22	1	1A8275-51670	CLIP, M8 HOLE	1	1						
23	1	1A8275-51670	CLIP, M8 HOLE	1	1						
24	1	1A8470-51950	BOLT, TAPPING M5X16	4	4						
25	1	1A7522-52950	RELAY, ACM13221M19	1	1						
26	1	1A7870-52950	RELAY, CB	2	2						
27	1	1A1380-58050	GROMMET, 16X20X4.5	1	1						
28	1	1A8470-58100	BRACKET ASSY, CR-ECU	1	1						
29	1	1A8470-58151	BRACKET ASSY,ENG ELC	1	1						
30	1	1A8475-65860	LABEL, FUSE S/B 3	1	1						
31	1	1A8475-65870	LABEL, FUSE S/B 3	1	1						
32	1	124756-77040	COVER, TERMINAL	1	1						
33	1	129012-77920	COVER, TERMINAL	1	1						
34	1	198200-78710	COLLAR, 6.5X21X2	3	3						
35	1	198200-78730	MOUNT, SENSOR 45	3	3						
36	1	198460-83350	BOLT, M8X16	1	1						
37	1	198460-83350	BOLT, M8X16	1	1						
38	1	22157-060000	WASHER, 6	3	3						
39	1	26106-060302	BOLT, M6X 30 PLATED	3	3						
40	1	26106-080162	BOLT, M8X 16 PLATED	4	4						
41	1	26106-100162	BOLT, M10X 16 PLATED	2	2						
42	1	29622-250001	BAND, RF250	1	1						
43	1	29622-250001	BAND, RF250	1	1						
44	1	29622-250001	BAND, RF250	1	1						

Fig.155. WIRE HARNESS(ENGINE)(CABIN)

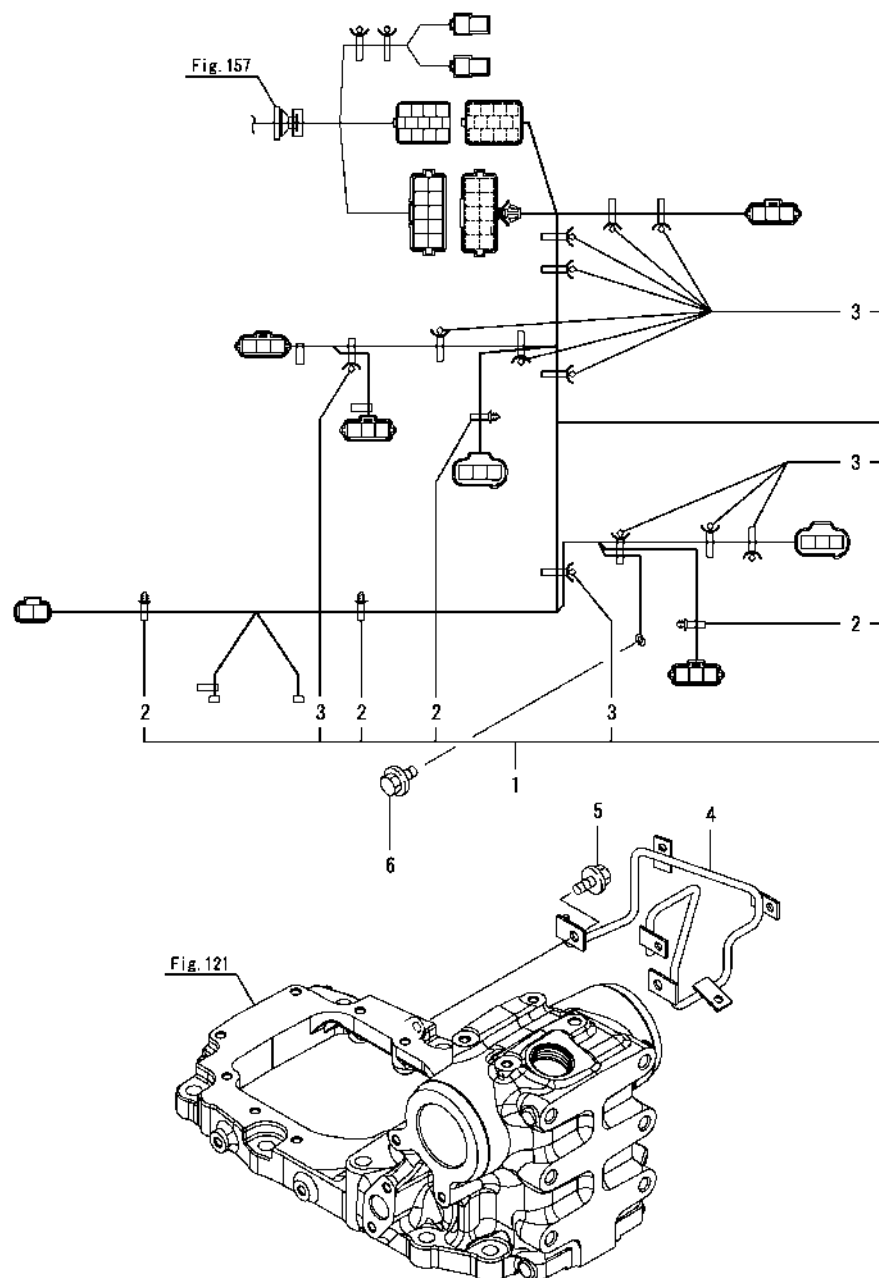
(A)=YT347Y,EU
(B)=YT359Y,EU
(C)=

(D)=
(E)=
(F)=



No.	Lev.	Parts No.	Description	Q'ty						I	R
				(A)	(B)	(C)	(D)	(E)	(F)		
1	1	1D4220-16250	WIRE, ENGINE EARTH	1	1						
2	1	194990-22130	NUT, M6	2	2						
3	1	194990-22130	NUT, M6	1	1						
4	1	194990-22130	NUT, M6	1	1						
5	1	194990-22130	NUT, M6	4	4						
6	1	194990-22140	NUT, M8	1	1						
7	1	1A8476-51100	HARNESS ASSY,ENG CAB	1	1						
8	2	1A7500-51160	CLIP, HARNESS	2	2						
9	2	1A6382-51510	RESISTANCE, 2W R120	2	2						
10	2	198535-52140	FUSE, 20A	2	2						
11	2	1A6780-52430	FUSE, 40A	2	2						
12	2	1A6780-52440	FUSE, 40A	2	2						
13	2	1A6780-52470	FUSE, 80A	1	1						
14	2	1E8540-83220	FUSE, SLOW BLOW 60A	2	2						
15	2	1E9265-84300	CLIP, BAND	20	20						
16	2	129A00-91430	CLIP, CONNECTOR	2	2						
17	1	1A8470-51402	CABLE, + BATTERY	1	1						
18	2	1E8775-84120	CLAMP, BAND	2	2						
19	1	1A8470-51450	CABLE,BATTERY	1	1						
20	1	1A8275-51670	CLIP, M8 HOLE	1	1						
21	1	1A8275-51670	CLIP, M8 HOLE	1	1						
22	1	1A8275-51670	CLIP, M8 HOLE	1	1						
23	1	1A8275-51670	CLIP, M8 HOLE	1	1						
24	1	1A8275-51670	CLIP, M8 HOLE	1	1						
25	1	1A8470-51950	BOLT, TAPPING M5X16	4	4						
26	1	1A7522-52950	RELAY, ACM13221M19	1	1						
27	1	1A7870-52950	RELAY, CB	2	2						
28	1	1A1380-58050	GROMMET, 16X20X4.5	1	1						
29	1	1A8470-58100	BRACKET ASSY, CR-ECU	1	1						
30	1	1A8470-58151	BRACKET ASSY,ENG ELC	1	1						
31	1	1A8475-65860	LABEL, FUSE S/B 3	1	1						
32	1	1A8485-65870	LABEL, FUSE S/B 3	1	1						
33	1	124756-77040	COVER, TERMINAL	1	1						
34	1	129012-77920	COVER, TERMINAL	1	1						
35	1	198200-78710	COLLAR, 6.5X21X2	3	3						
36	1	198200-78730	MOUNT, SENSOR 45	3	3						
37	1	198460-83350	BOLT, M8X16	1	1						
38	1	198460-83350	BOLT, M8X16	1	1						
39	1	22157-060000	WASHER, 6	3	3						
40	1	26106-060122	BOLT, M6X 12 PLATED	1	1						
41	1	26106-060302	BOLT, M6X 30 PLATED	3	3						
42	1	26106-080162	BOLT, M8X 16 PLATED	4	4						
43	1	26106-100162	BOLT, M10X 16 PLATED	2	2						
44	1	29622-250001	BAND, RF250	1	1						
45	1	29622-250001	BAND, RF250	1	1						
46	1	29622-250001	BAND, RF250	1	1						
47	1	29622-250001	BAND, RF250	1	1						

Fig.156. WIRE HARNESS(TRANSMISSION)



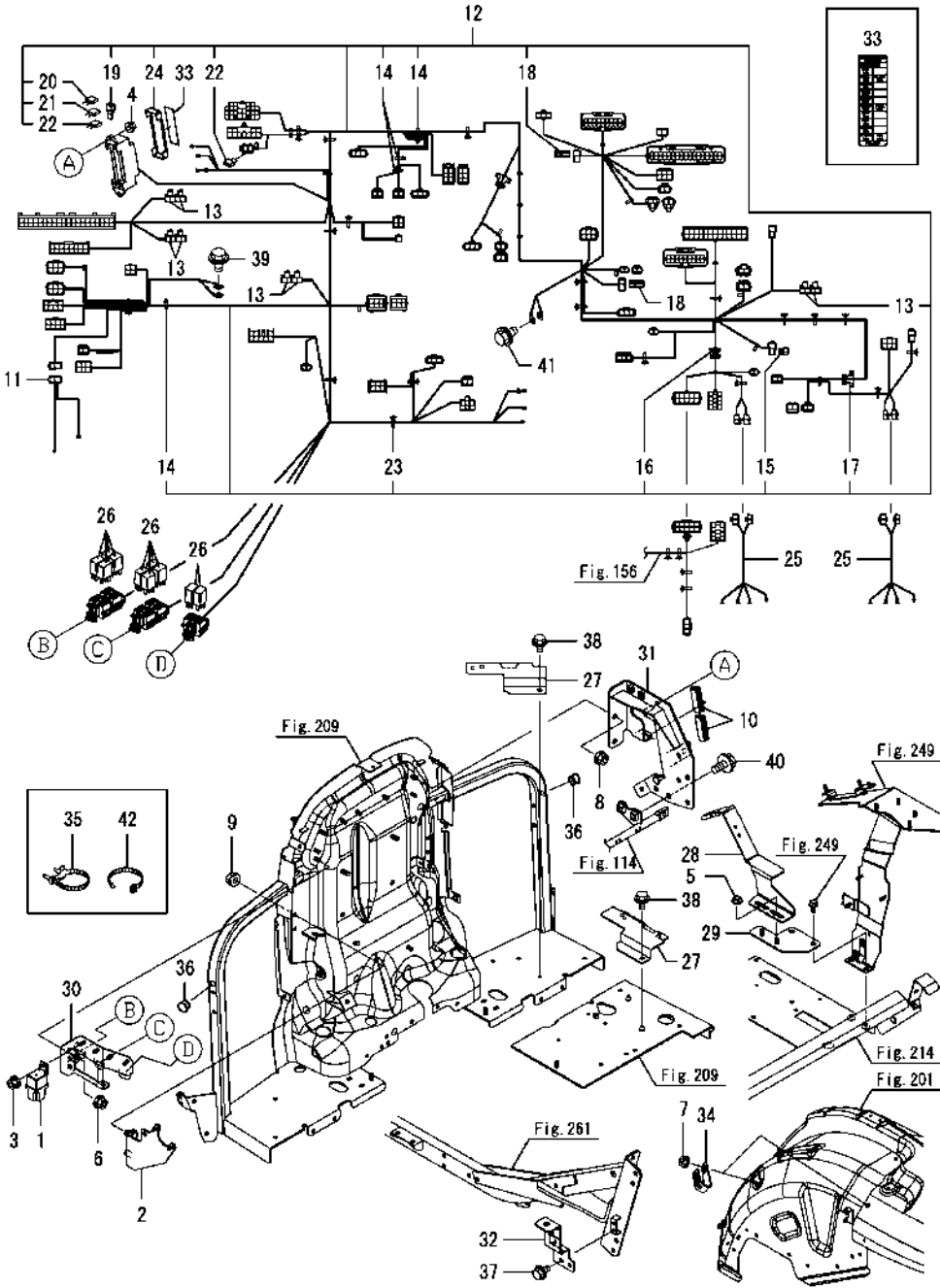
(A)=YT347Y,EU
(B)=YT359Y,EU
(C)=

(D)=
(E)=
(F)=

No.	Lev.	Parts No.	Description	Q'ty						I	R
				(A)	(B)	(C)	(D)	(E)	(F)		
1	1	1A8475-51200	HARNESS ASSY, TM	1	1						
2	2	1A7500-51160	CLIP, HARNESS	4	4						
3	2	1E9265-84300	CLIP, BAND	12	12						
4	1	1A8470-58820	STAY ASSY,TM	1	1						
5	1	26106-080162	BOLT, M8X 16 PLATED	2	2						
6	1	26106-080162	BOLT, M8X 16 PLATED	1	1						

(A)=YT347Y,EU
(B)=YT359Y,EU
(C)=

(D)=
(E)=
(F)=

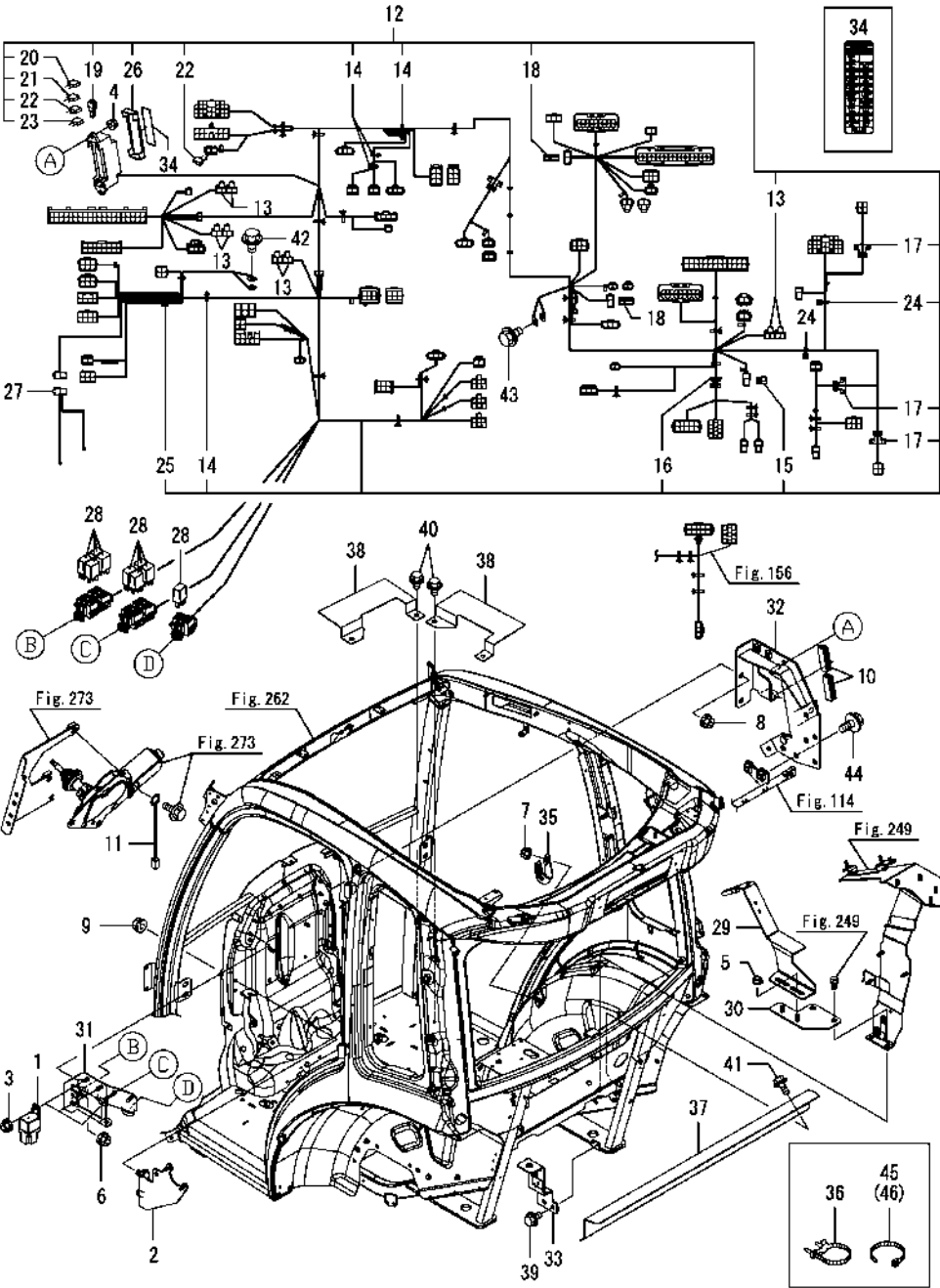


No.	Lev.	Parts No.	Description	Q'ty						I	R
				(A)	(B)	(C)	(D)	(E)	(F)		
1	1	172B16-17190	RELAY, CB C TYPE	1	1						
2	1	1A8470-22050	STAY ASSY, SWITCH	1	1						
3	1	194990-22120	NUT, M5	1	1						
4	1	194990-22130	NUT, M6	2	2						
5	1	194990-22130	NUT, M6	2	2						
6	1	194990-22140	NUT, M8	2	2						
7	1	194990-22140	NUT, M8	2	2						
8	1	194990-22140	NUT, M8	2	2						
9	1	194990-22140	NUT, M8	2	2						
10	1	195616-24930	TRIM	2	2						
11	1	1A8060-51322	CABLE, STEERING HORN	1	1						
12	1	1A8476-51350	HARNESS ASSY,FLR ROP	1	1						
13	2	1A7347-51140	DIODE, 3A	8	8						
14	2	1A7500-51160	CLIP, HARNESS	4	4						
15	2	1A8300-51230	COUPLER,PROTECT	1	1						
16	2	1A7640-51320	GROMMET, 50	1	1						
17	2	198448-51330	GROMMET, 40	1	1						
18	2	1A6382-51510	RESISTANCE, 2W R120	2	2						
19	2	1N3280-51800	PULLER.FUSE 15	1	1						
20	2	198535-52120	FUSE, 10A	11	11						
21	2	198535-52130	FUSE, 15A	2	2						
22	2	198535-52140	FUSE, 20A	4	4						
23	2	1E9265-84300	CLIP, BAND	19	19						
24	2	1E8970-84800	COVER, FUSE BOX 20P	1	1						
25	1	1A8475-51880	HARNESS, REARCOMB	2	2						
26	1	1A7522-52950	RELAY, ACM13221M19	10	10						
27	1	1A8470-58360	COVER, WIRE HARNESS	2	2						
28	1	1A8476-58520	STAY ASSY, SWITCH	1	1						
29	1	1A8476-58570	STAY ASSY	1	1						
30	1	1A8470-58600	BRACKET ASSY, RELAY	1	1						
31	1	1A8470-58650	BRACKET ASSY, FUSE	1	1						
32	1	1A8470-58890	STAY ASSY,CON	1	1						
33	1	1A8476-65880	LABEL, FUSE BOX 20	1	1						
34	1	1E6102-83230	CLAMP, BATTERY CABLE	2	2						
35	1	1E9265-84300	CLIP, BAND	1	1						
36	1	197830-85490	GROMMET, 15	2	2						
37	1	26106-060122	BOLT, M6X 12 PLATED	2	2						
38	1	26106-060122	BOLT, M6X 12 PLATED	4	4						
39	1	26106-080162	BOLT, M8X 16 PLATED	1	1						
40	1	26106-080162	BOLT, M8X 16 PLATED	2	2						
41	1	26106-080162	BOLT, M8X 16 PLATED	1	1						
42	1	29622-250001	BAND, RF250	1	1						

Fig.158. WIRE HARNESS(FLOOR)(CABIN)

(A)=YT347Y,EU
(B)=YT359Y,EU
(C)=

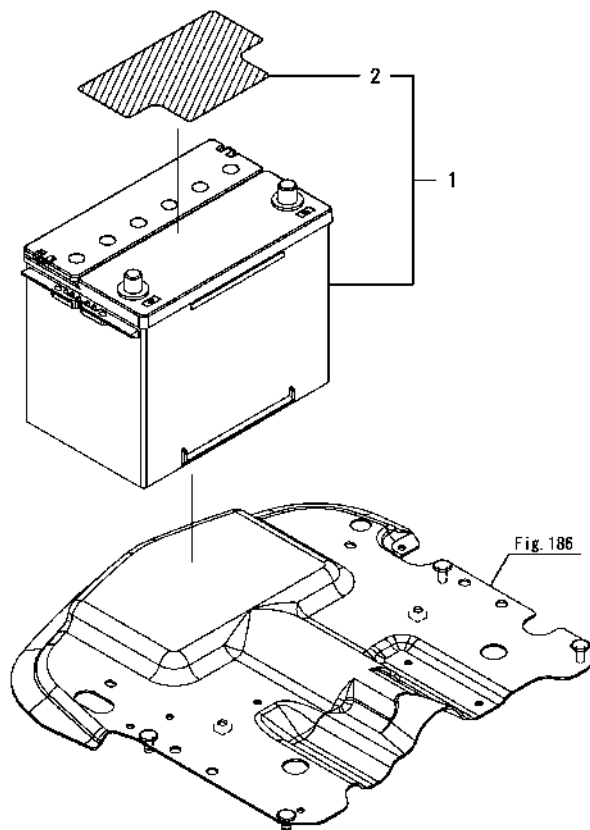
(D)=
(E)=
(F)=



No.	Lev.	Parts No.	Description	Q'ty						I	R
				(A)	(B)	(C)	(D)	(E)	(F)		
1	1	172B16-17190	RELAY, CB C TYPE	3	3						
2	1	1A8470-22050	STAY ASSY, SWITCH	1	1						
3	1	194990-22120	NUT, M5	3	3						
4	1	194990-22130	NUT, M6	2	2						
5	1	194990-22130	NUT, M6	2	2						
6	1	194990-22140	NUT, M8	2	2						
7	1	194990-22140	NUT, M8	1	1						
8	1	194990-22140	NUT, M8	2	2						
9	1	194990-22140	NUT, M8	2	2						
10	1	195616-24930	TRIM	2	2						
11	1	1A7210-51190	WIRE, WIPER	1	1						
12	1	1A8476-51300	HARNESS ASSY,FLR CAB	1	1						
13	2	1A7347-51140	DIODE, 3A	8	8						
14	2	1A7500-51160	CLIP, HARNESS	4	4						
15	2	1A8300-51230	COUPLER,PROTECT	1	1						
16	2	1A7640-51320	GROMMET, 50	1	1						
17	2	198448-51330	GROMMET, 40	3	3						
18	2	1A6382-51510	RESISTANCE, 2W R120	2	2						
19	2	1N3280-51800	PULLER.FUSE 15	1	1						
20	2	198535-52120	FUSE, 10A	13	13						
21	2	198535-52130	FUSE, 15A	5	5						
22	2	198535-52140	FUSE, 20A	4	4						
23	2	1A7450-52180	FUSE, 25A	2	2						
24	2	1E8665-83100	CLIP, BAND	2	2						
25	2	1E9265-84300	CLIP, BAND	17	17						
26	2	1E8970-84800	COVER, FUSE BOX 20P	1	1						
27	1	1A8060-51322	CABLE, STEERING HORN	1	1						
28	1	1A7522-52950	RELAY, ACM13221M19	9	9						
29	1	1A8476-58520	STAY ASSY, SWITCH	1	1						
30	1	1A8476-58570	STAY ASSY	1	1						
31	1	1A8470-58600	BRACKET ASSY, RELAY	1	1						
32	1	1A8470-58650	BRACKET ASSY, FUSE	1	1						
33	1	1A8470-58890	STAY ASSY,CON	1	1						
34	1	1A8486-65880	LABEL, FUSE BOX 20	1	1						
35	1	1E6102-83230	CLAMP, BATTERY CABLE	1	1						
36	1	1E9265-84300	CLIP, BAND	1	1						
37	1	1A8060-86701-1	GUARD, HARNESS	1	1						
38	1	1A8484-86760	GUARD, HARNESS	2	2						
39	1	26106-060122	BOLT, M6X 12 PLATED	2	2						
40	1	26106-060122	BOLT, M6X 12 PLATED	4	4						
41	1	26106-060122	BOLT, M6X 12 PLATED	3	3						
42	1	26106-080162	BOLT, M8X 16 PLATED	1	1						
43	1	26106-080162	BOLT, M8X 16 PLATED	1	1						
44	1	26106-080162	BOLT, M8X 16 PLATED	2	2						
45	1	29622-250001	BAND, RF250	1	1						
46	1	29622-250001	BAND, RF250	1	1						

Fig.159. BATTERY

(D)=
(E)=
(F)=



No.	Lev.	Parts No.	Description	Q'ty						I	R
				(A)	(B)	(C)	(D)	(E)	(F)		
1	1	1A8275-51500	BATTERY,624MF	1							
2	2	1A8275-51520	LABEL,BATTERY	1							

Fig.160. BATTERY

(A)=YT347Y,EU
(B)=YT359Y,EU
(C)=

$$\begin{aligned} (D) &= \\ (E) &= \\ (F) &= \end{aligned}$$

No.	Lev.	Parts No.	Description	Q'ty						I	R
				(A)	(B)	(C)	(D)	(E)	(F)		
1	1	1A8485-51500	BATTERY, 665MF		1						

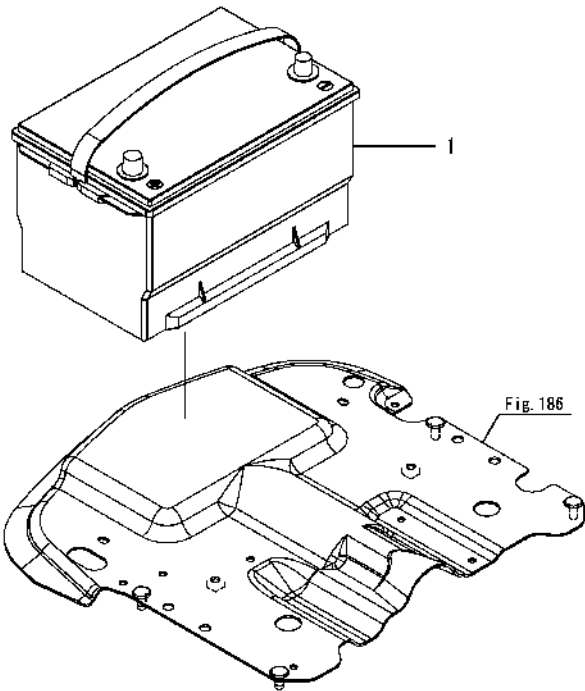
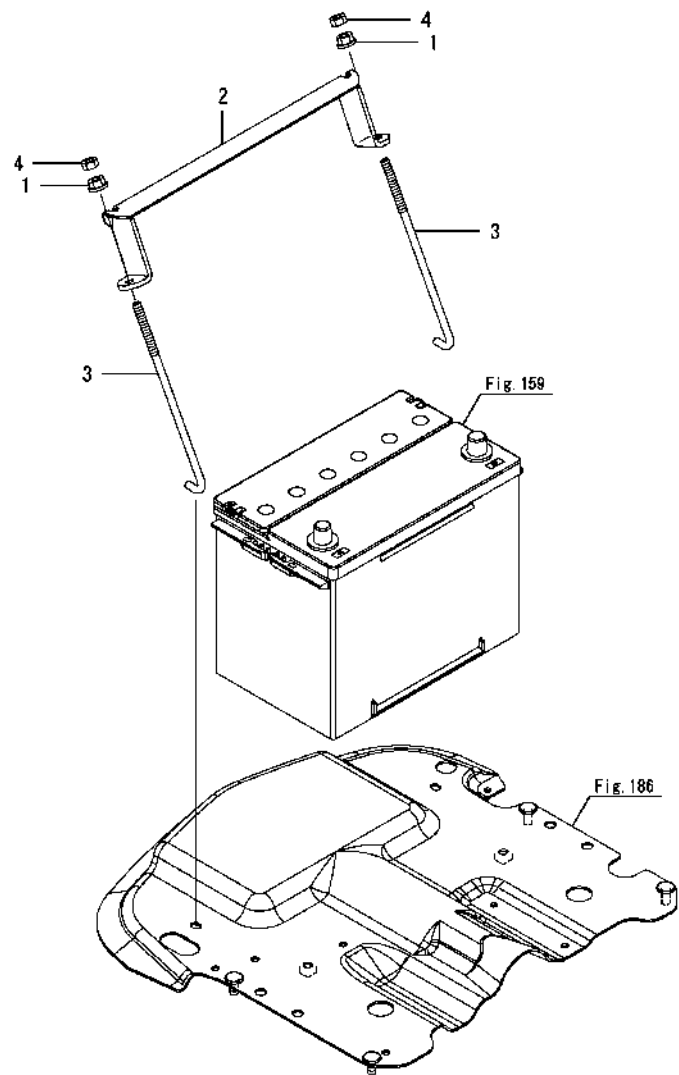
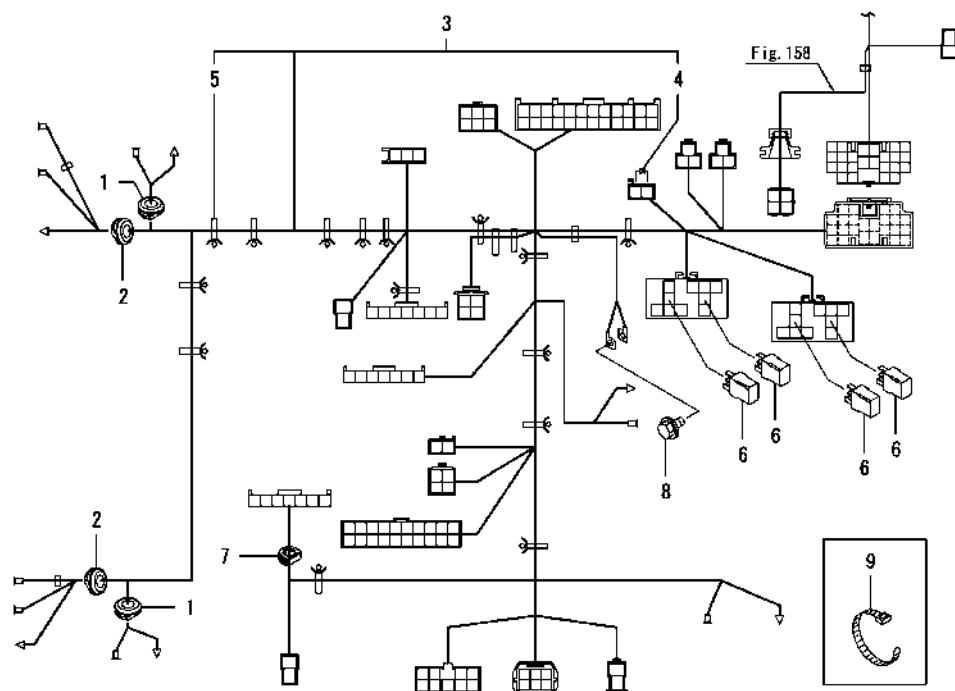


Fig.161. BATTERY CLAMP



No.	Lev.	Parts No.	Description	(A)=YT347Y,EU (B)=YT359Y,EU (C)=		(D)= (E)= (F)=				I	R
				(A)	(B)	(C)	(D)	(E)	(F)		
1	1	194990-22140	NUT, M8	2	2						
2	1	1A8470-51550	GUIDE, BATTERY	1	1						
3	1	1A7590-51570	ROD, BATTERY CLAMP	2	2						
4	1	26716-080002	NUT, M8	2	2						

Fig.162. WIRE HARNESS(CABIN)



(A)=YT347Y,EU
(B)=YT359Y,EU
(C)=

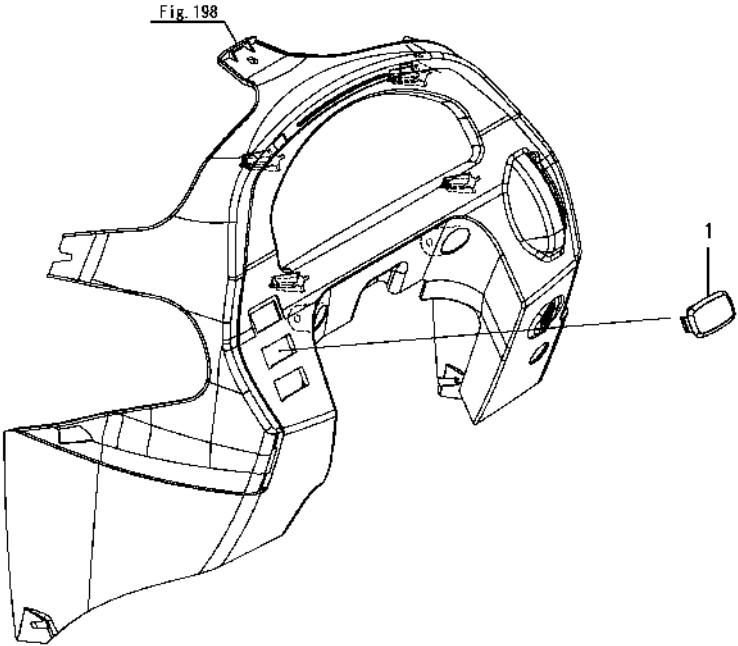
(D)=
(E)=
(F)=

No.	Lev.	Parts No.	Description	Q'ty						I	R
				(A)	(B)	(C)	(D)	(E)	(F)		
1	1	198360-03260	GROMMET, 12	2	2						
2	1	198360-03260	GROMMET, 12	2	2						
3	1	1A8476-51700	HARNESS ASSY,CABIN	1	1						
4	2	1A7347-51140	DIODE, 3A	1	1						
5	2	1E9265-84300	CLIP, BAND	15	15						
6	1	1A7522-52950	RELAY, ACM13221M19	4	4						
7	1	194550-77590	GROMMET, 10.5	1	1						
8	1	26106-080162	BOLT, M8X 16 PLATED	1	1						
9	1	29622-250001	BAND. RF250	2	2						

(A)=YT347Y,EU
(B)=YT359Y,EU
(C)=

(D)=
(E)=
(F)=

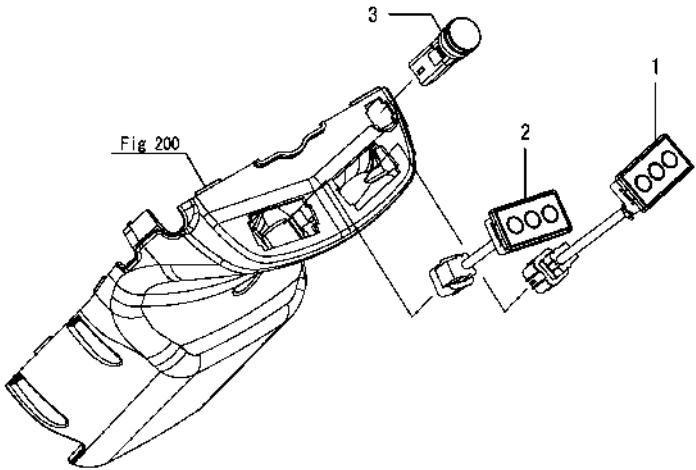
No.	Lev.	Parts No.	Description	Q'ty						I	R
				(A)	(B)	(C)	(D)	(E)	(F)		
1	1	1A7805-52420	COVER, SWITCH	1	1						



(A)=YT347Y,EU
(B)=YT359Y,EU
(C)=

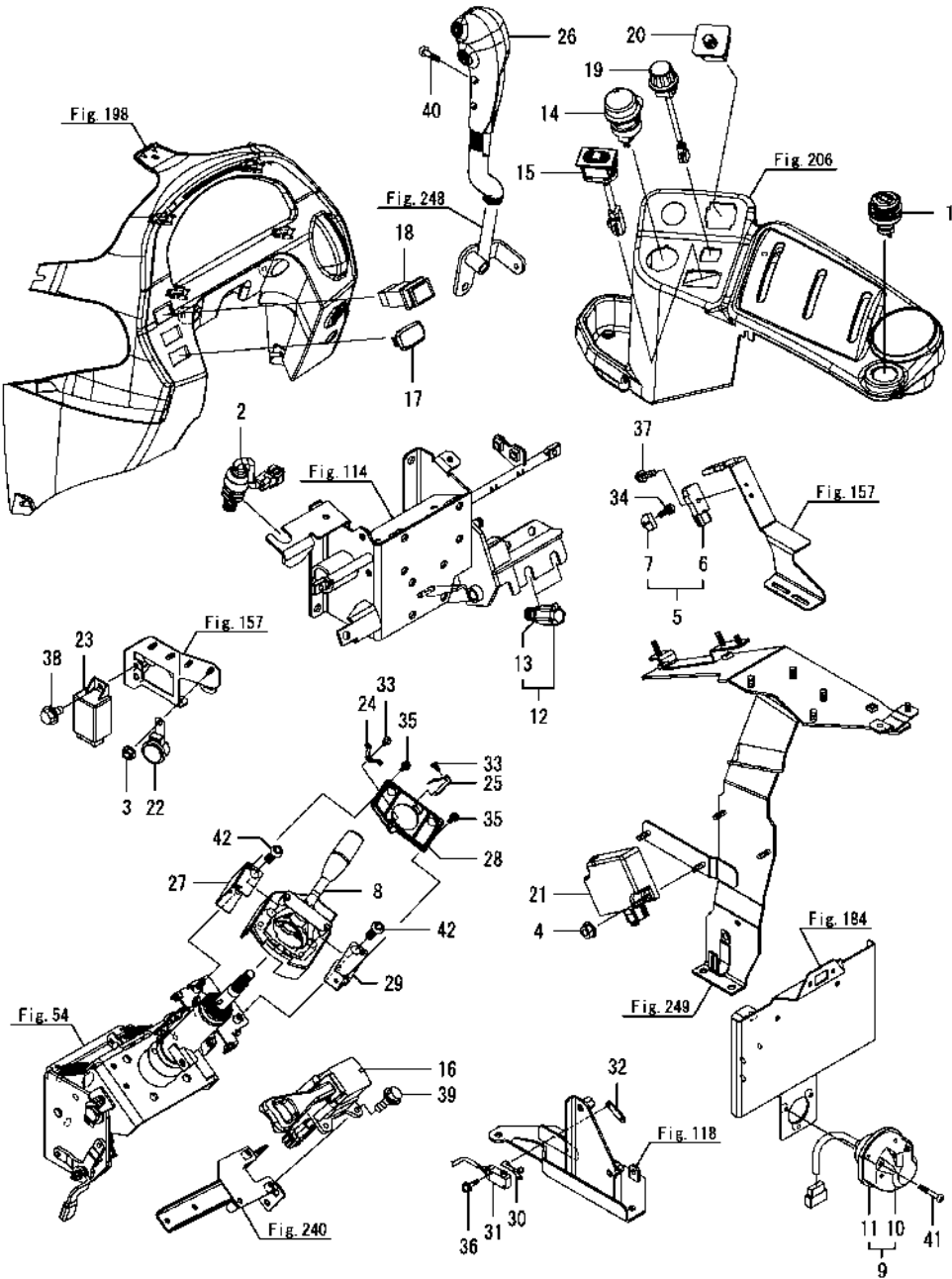
(D)=
(E)=
(F)=

No.	Lev.	Parts No.	Description	Q'ty						I	R
				(A)	(B)	(C)	(D)	(E)	(F)		
1	1	1A8475-52500	SWITCH, FUNCTION	1	1						
2	1	1A8475-52550	SWITCH, CRUISE	1	1						
3	1	1E6C20-81300	SWITCH,LAMP OR NL	1	1						



(A)=YT347Y,EU
(B)=YT359Y,EU
(C)=

(D)=
(E)=
(F)=

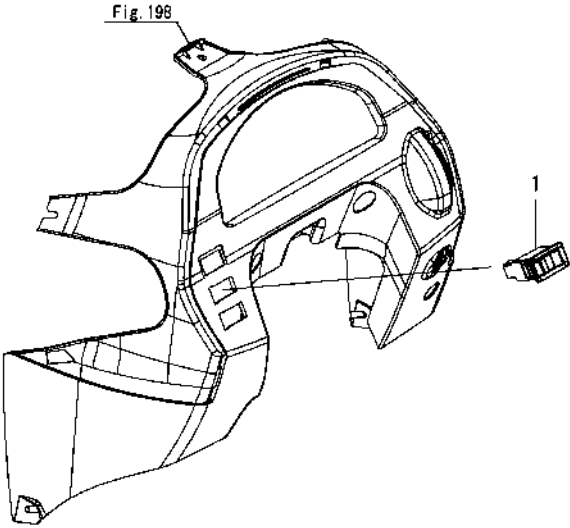


No.	Lev.	Parts No.	Description	Q'ty						I	R
				(A)	(B)	(C)	(D)	(E)	(F)		
1	1	1D4270-17650	SOCKET, POWER	1	1						
2	1	1D4103-18301	SWITCH, PUSH	1	1						
3	1	194990-22120	NUT, M5	1	1						
4	1	194990-22130	NUT, M6	2	2						
5	1	1A8060-52130	SWITCH ASSY,INTERLOC	1	1						
6	2	1A8060-52140	SWITCH, INTERLOCK NO	1	1						
7	2	1A8060-52170	MAGNET, INTERLOCK	1	1						
8	1	1A7180-52140	SWITCH, COMBINATION	1	1						
9	1	198163-52150	COUPLER SET, TRAILER	1	1						
10	2	198163-52110	COUPLER ASSY,TRAILER	1	1						
11	2	198163-52120	BOOT, COUPLER	1	1						
12	1	198223-52151	SWITCH ASSY, LAMP	2	2						
13	2	26776-120002	NUT, LOCK M12	2	2						
14	1	1A7340-52290	SWITCH, PTO ON-OFF	1	1						
15	1	1A8475-52310	SWITCH, MODE	1	1						
16	1	1A8475-52400	SWITCH UNIT,REVERSER	1	1						
17	1	1A7805-52420	COVER, SWITCH	1	1						
18	1	1A7450-52450	SWITCH, HAZARD	1	1						
19	1	1A8060-52801	SWITCH UNIT, ENCODER	1	1						
20	1	1A8475-55800	VOLUME, MOTION	1	1						
20-1	1	1A8475-55801	VOLUME, MOTION	1	1						N
20-2	1	1A8475-55802	VOLUME, MOTION	1	1						N
		(A=F100005) (B=F100006)									
		(A=F100080) (B=F100091)									
21	1	1A8476-57100	RELAY UNIT,EU	1	1						
22	1	174570-57110	BUZZER, ALARM	1	1						
23	1	1A7510-57200	RELAY, FLASHER	1	1						
24	1	1A8060-61680	TERMINAL, HORN +	1	1						
25	1	1A8060-61690	TERMINAL, HORN -	1	1						
26	1	1A8475-63500	JOYSTICK	1	1						
27	1	1A8060-67450	BRACKET ASSY, L	1	1						
28	1	1A8060-67470	SUPPORT, TERMINAL	1	1						
29	1	1A8060-67501	BRACKET ASSY,TER R	1	1						
30	1	1E8255-81180	LEVER, ROLLER NV	1	1						
31	1	1E8915-81450	SWITCH, MICRO	1	1						
32	1	1E6460-84220	NUT, SWITCH 2-M3	1	1						
33	1	22873-300060	SCREW, 3.0 X 6	2	2						
34	1	26022-050102	SCREW, M5X10	1	1						
35	1	26023-030102	SCREW, M3X10	4	4						
36	1	26023-030162	SCREW, M3X16	2	2						
37	1	26023-050202	SCREW, M5X20	1	1						
38	1	26106-060122	BOLT, M6X 12 PLATED	1	1						
39	1	26106-060162	BOLT, M6X 16 PLATED	3	3						
40	1	26557-040162	SCREW, M4X16	2	2						
41	1	26557-050352	SCREW, M5X35	3	3						
42	1	26557-060162	SCREW M 6X 16	2	2						

(A)=YT347Y,EU
(B)=YT359Y,EU
(C)=

(D)=
(E)=
(F)=

No.	Lev.	Parts No.	Description	Q'ty						I	R
				(A)	(B)	(C)	(D)	(E)	(F)		
1	1	1A8060-52430	SWITCH, FRONT WIPER	1	1						



(A)=YT347Y,EU
(B)=YT359Y,EU
(C)=

(D)=
(E)=
(F)=

No.	Lev.	Parts No.	Description	Q'ty						I	R
				(A)	(B)	(C)	(D)	(E)	(F)		
1	1	198162-52110	SWITCH, STARTING	1	1						
2	2	198360-52320	NUT, RING	1	1						
3	2	198360-52330	WASHER	1	1						
4	2	198162-52150	KEY ASSY	1	1						

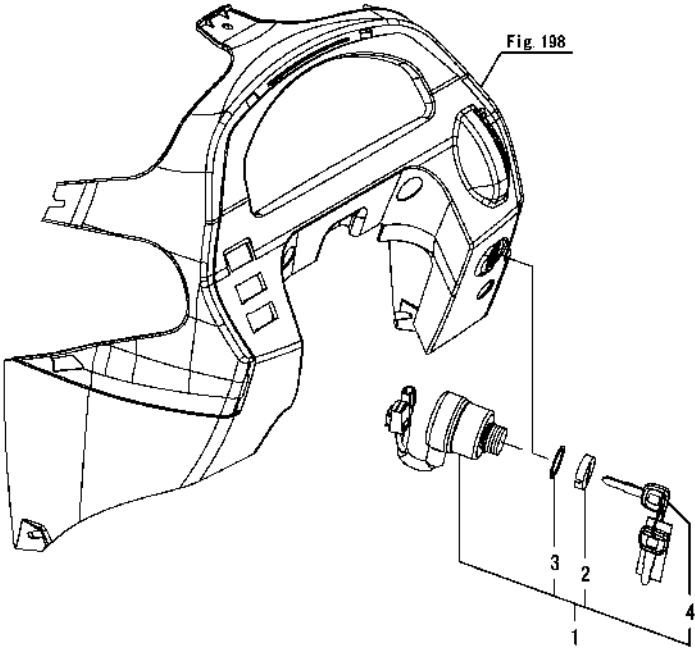
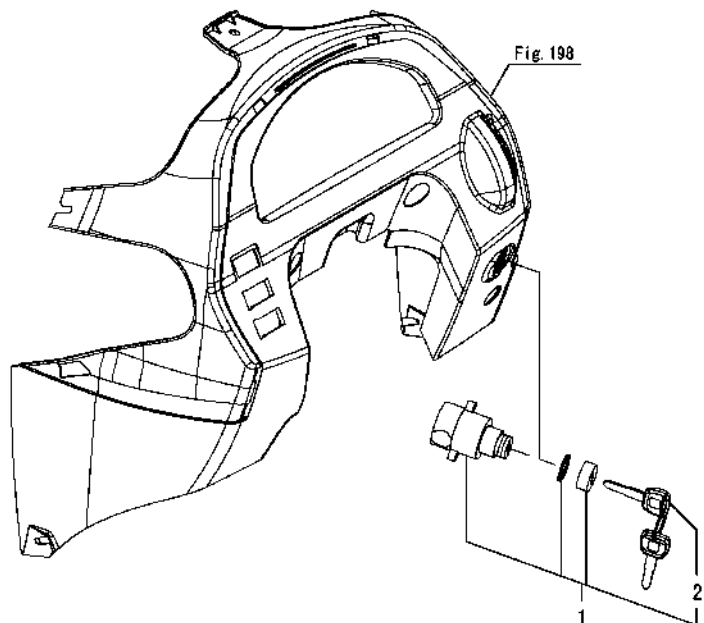


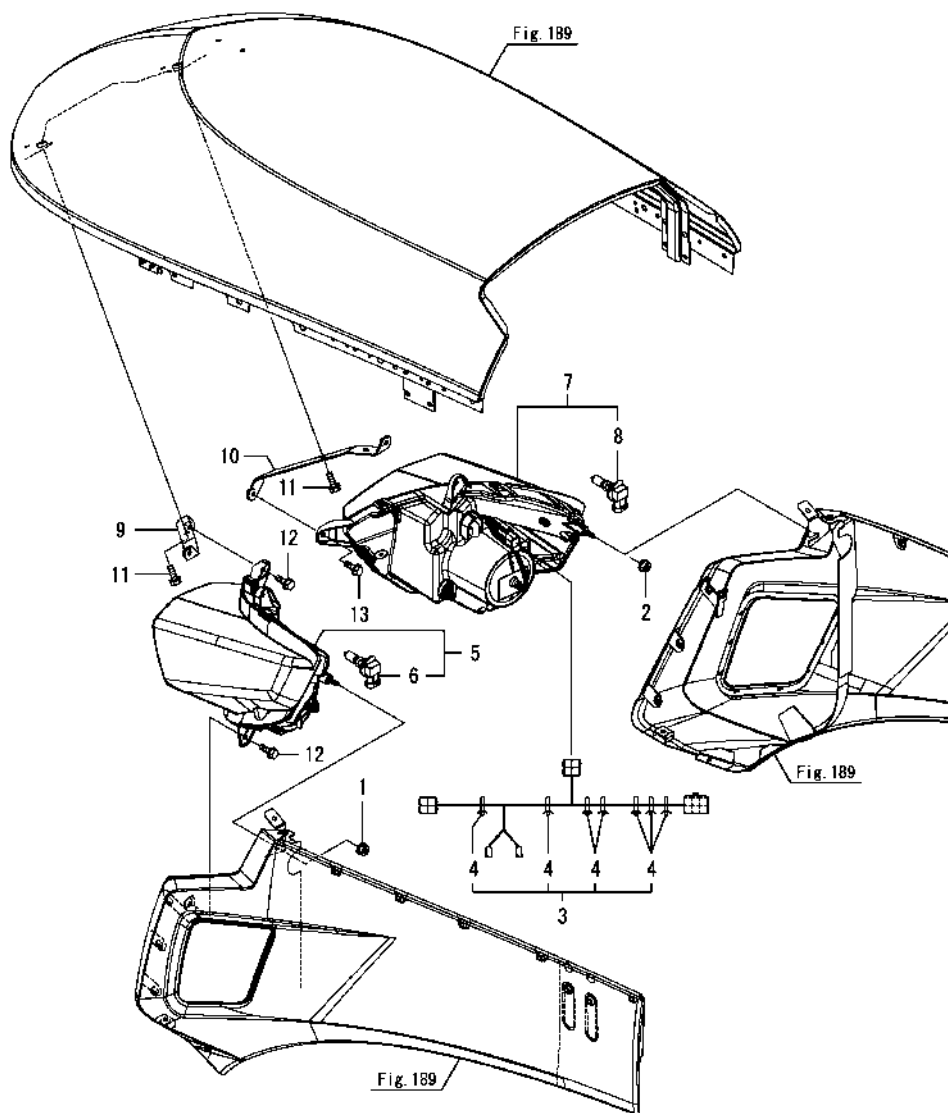
Fig.168. SWITCH(STARTER)(CABIN)

(D)=
(E)=
(F)=



No.	Lev.	Parts No.	Description	Q'ty						I	R
				(A)	(B)	(C)	(D)	(E)	(F)		
1	1	1A7850-52110	SWITCH ASSY, STARTER	1	1						
2	2	1A7850-52130	KEY ASSY	1	1						

Fig.169. HEAD LAMP



(A)=YT347Y,EU
(B)=YT359Y,EU
(C)=

(D)=
(E)=
(F)=

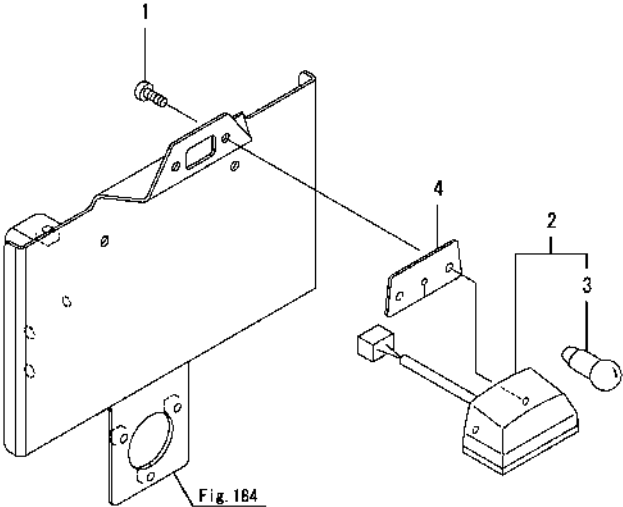
No.	Lev.	Parts No.	Description	Q'ty						I	R
				(A)	(B)	(C)	(D)	(E)	(F)		
1	1	194990-22130	NUT, M6	1	1						
2	1	194990-22130	NUT, M6	1	1						
3	1	1A8470-51600	HARNESS ASSY, BONNET	1	1						
4	2	1E9265-84300	CLIP, BAND	7	7						
5	1	1A8475-53102	HEADLAMP ASSY, L US	1	1						
6	2	1A8470-53120	BULB, 12V60W HB3	1	1						
7	1	1A8475-53202	HEADLAMP ASSY, R US	1	1						
8	2	1A8470-53120	BULB, 12V60W HB3	1	1						
9	1	1A8470-61510	STAY ASSY, LAMP L	1	1						
10	1	1A8470-61520	STAY ASSY, LAMP R	1	1						
11	1	26106-060162	BOLT, M6X 16 PLATED	2	2						
12	1	26106-060162	BOLT, M6X 16 PLATED	3	3						
13	1	26106-060162	BOLT, M6X 16 PLATED	3	3						

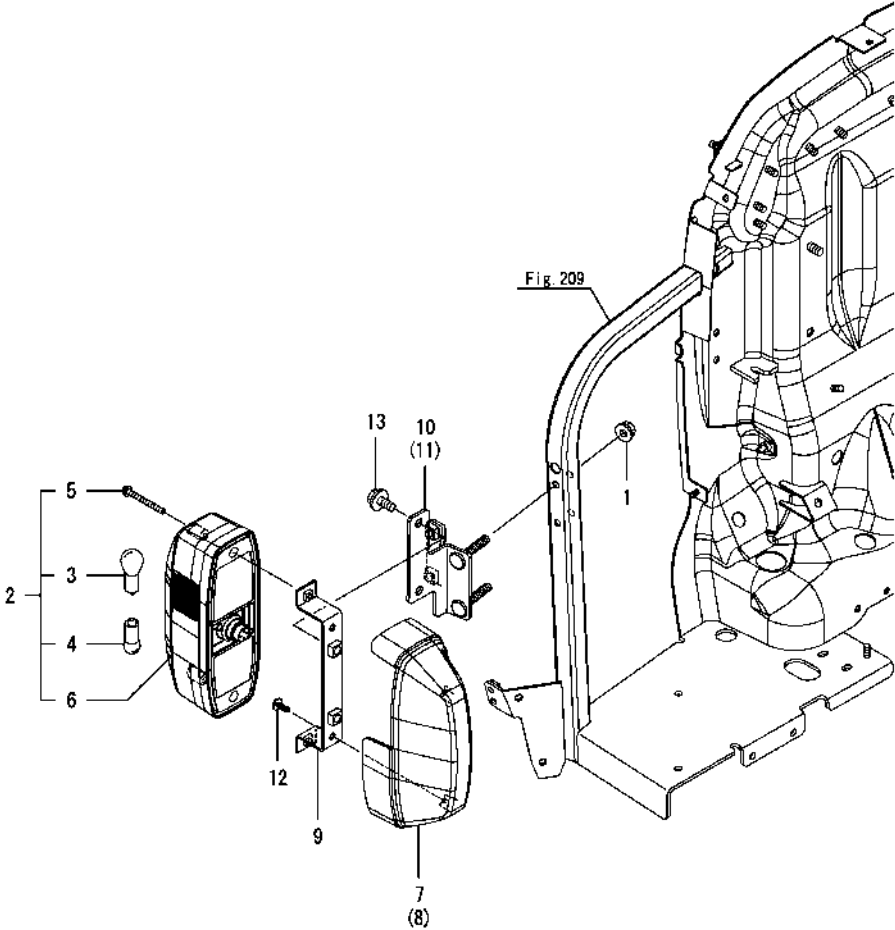
Fig.170. LICENCE

(A)=YT347Y,EU
(B)=YT359Y,EU
(C)=

(D)=
(E)=
(F)=

No.	Lev.	Parts No.	Description	Q'ty						I	R
				(A)	(B)	(C)	(D)	(E)	(F)		
1	1	1C6650-37480	SCREW, TAPPING 6X16	2	2						
2	1	1A7100-53400	LAMP ASSY, LICENSE	1	1						
3	2	1A7100-53420	BULB, 12VC5W	1	1						
4	1	198280-53750	SEAL, LICENCE LAMP	1	1						



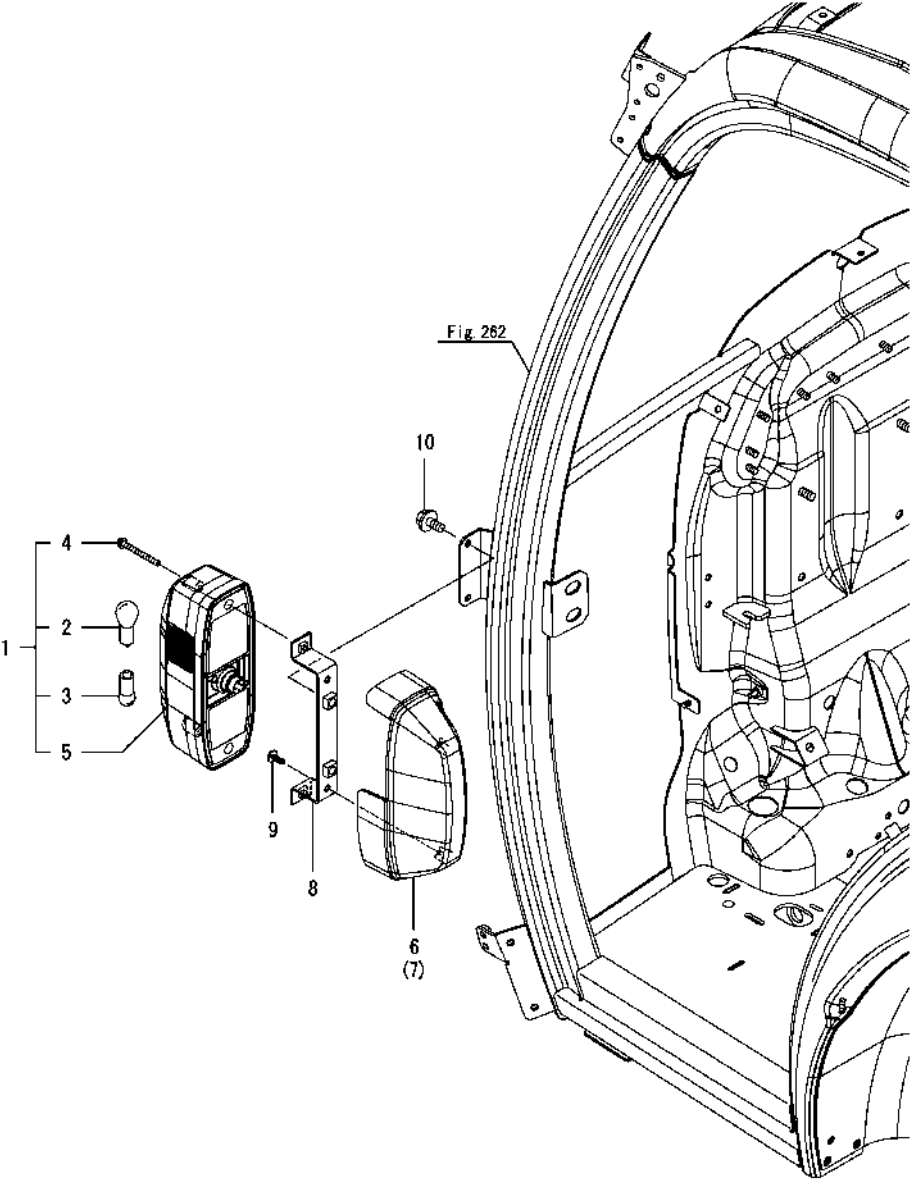


(A)=YT347Y,EU
(B)=YT359Y,EU
(C)=

(D)=
(E)=
(F)=

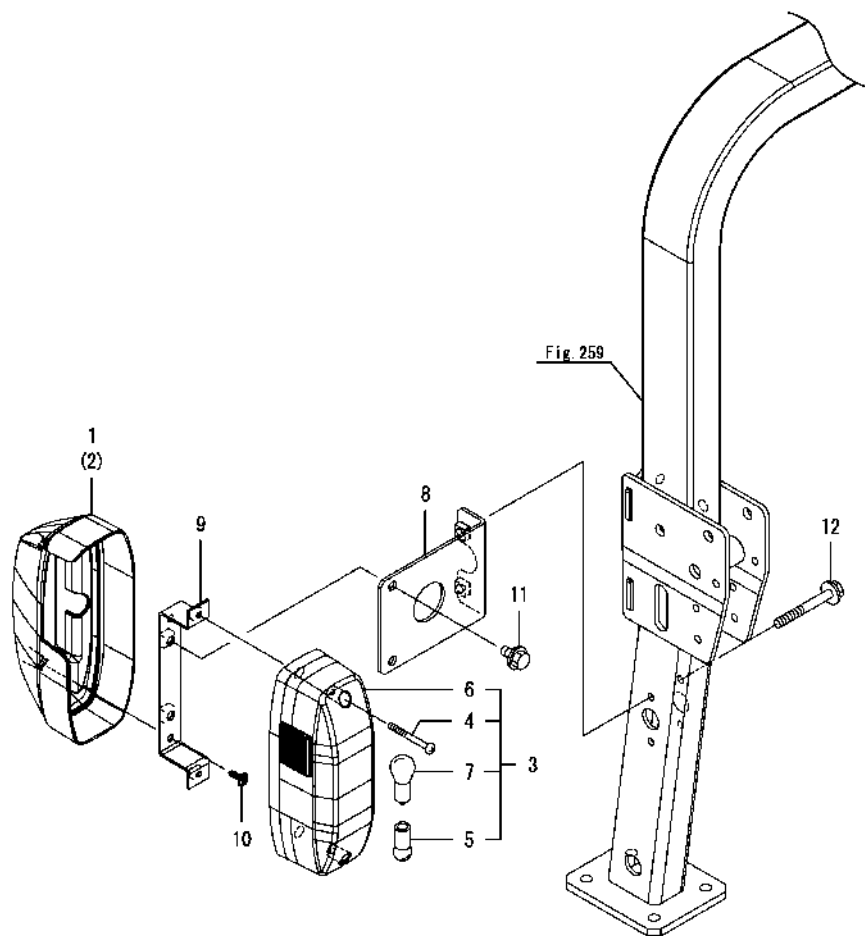
No.	Lev.	Parts No.	Description	Q'ty						I	R
				(A)	(B)	(C)	(D)	(E)	(F)		
1	1	194990-22140	NUT, M8	4	4						
2	1	1A8060-53400	LAMP ASSY, FRONTCOMB	2	2						
3	2	1A8060-53410	BULB, 12V21W	2	2						
4	2	1A8060-53420	BULB, 12V5W	2	2						
5	2	1A8060-53430	SCREW, M5X50	4	4						
6	2	1A8060-53440	LENS, FRONT	2	2						
7	1	1A8470-53450	COVER, LAMP A	1	1						
8	1	1A8470-53460	COVER, LAMP B	1	1						
9	1	1A8470-53850	STAY ASSY,LAMP COVER	2	2						
10	1	1A8470-58400	STAY ASSY, LAMP L	1	1						
11	1	1A8470-58450	STAY ASSY, LAMP R	1	1						
12	1	194940-61790	SCREW, TAPPING M5X16	4	4						
13	1	26106-080162	BOLT, M8X 16 PLATED	4	4						

0CNP6-M04380 ELECTRICAL PARTS
Fig.172. LAMP(FLOOR)(FRONT)(CABIN)



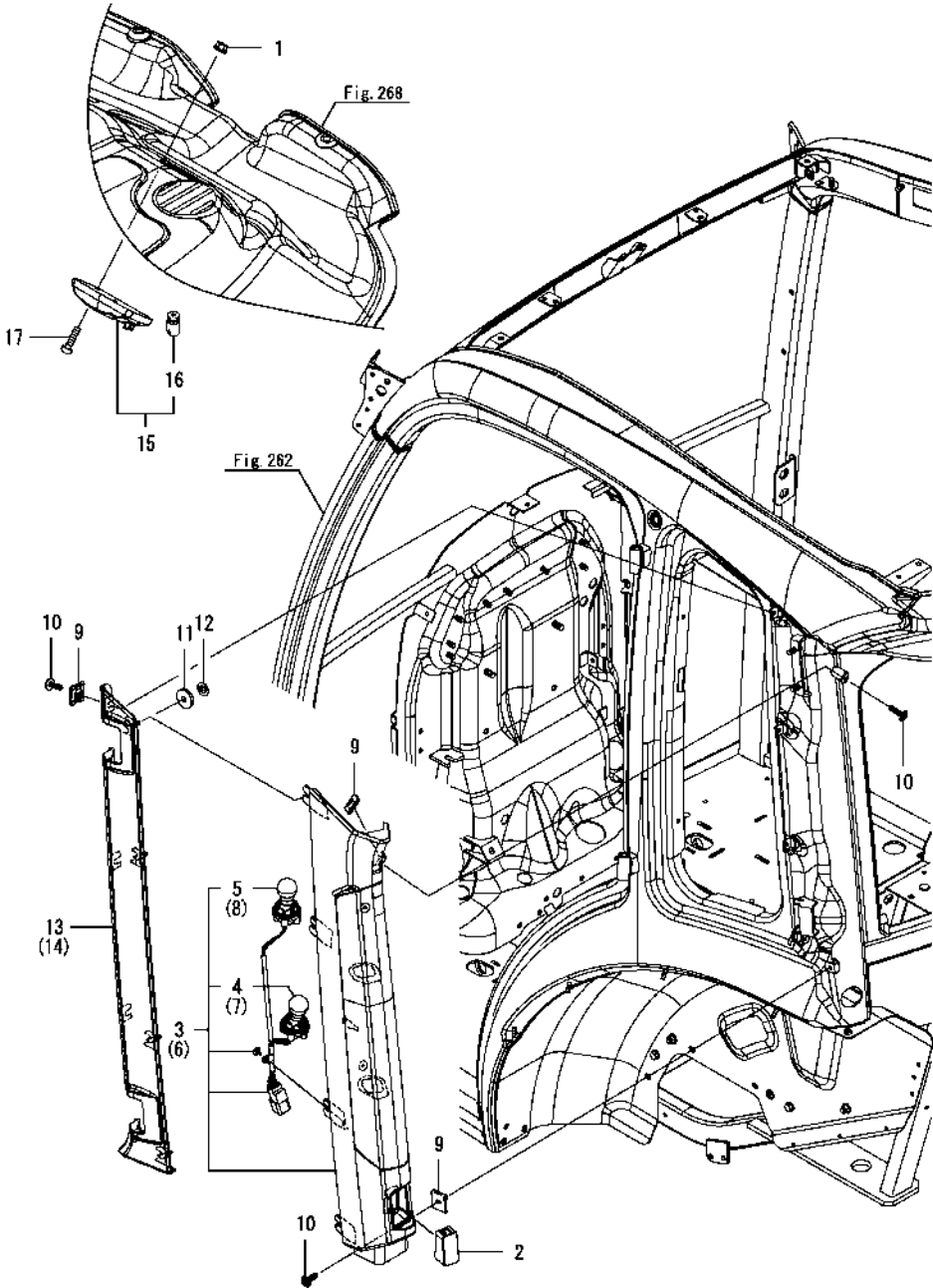
0CNP6-M04380 Fig.172									
(A)=YT347Y,EU (B)=YT359Y,EU (C)=									
(D)= (E)= (F)=									
No.	Lev.	Parts No.	Description	Q'ty					
				(A)	(B)	(C)	(D)	(E)	(F)
1	1	1A8060-53400	LAMP ASSY, FRONTCOMB	2	2				
2	2	1A8060-53410	BULB, 12V21W	2	2				
3	2	1A8060-53420	BULB, 12V5W	2	2				
4	2	1A8060-53430	SCREW, M5X50	4	4				
5	2	1A8060-53440	LENS, FRONT	2	2				
6	1	1A8470-53450	COVER, LAMP A	1	1				
7	1	1A8470-53460	COVER, LAMP B	1	1				
8	1	1A8470-53850	STAY ASSY,LAMP COVER	2	2				
9	1	194940-61790	SCREW, TAPPING M5X16	4	4				
10	1	26106-080162	BOLT, M8X 16 PLATED	4	4				

Fig.173. LAMP(FLOOR)(REAR)



				(A)=YT347Y,EU (B)=YT359Y,EU (C)=					(D)= (E)= (F)=				
No.	Lev.	Parts No.	Description	Q'ty							I	R	
				(A)	(B)	(C)	(D)	(E)	(F)				
1	1	1A8470-53450	COVER, LAMP A	1	1								
2	1	1A8470-53460	COVER, LAMP B	1	1								
3	1	1A8043-53600	LAMP ASSY, REAR COMB	2	2								
4	2	1A8060-53430	SCREW, M5X50	4	4								
5	2	1A7400-53530	VALVE, 12V21/5W	2	2								
6	2	1A8043-53640	LENS, REAR	2	2								
7	2	1E9170-81270	BULB, 12V/21W	2	2								
8	1	1A8475-53750	BRACKET ASSY, LAMP	2	2								
9	1	1A8470-53850	STAY ASSY,LAMP COVER	2	2								
10	1	194940-61790	SCREW, TAPPING M5X16	4	4								
11	1	26106-080162	BOLT, M8X 16 PLATED	4	4								
12	1	26106-080652	BOLT, M8X 65 PLATED	4	4								

Fig.174. LAMP(FLOOR)(REAR)(CABIN)

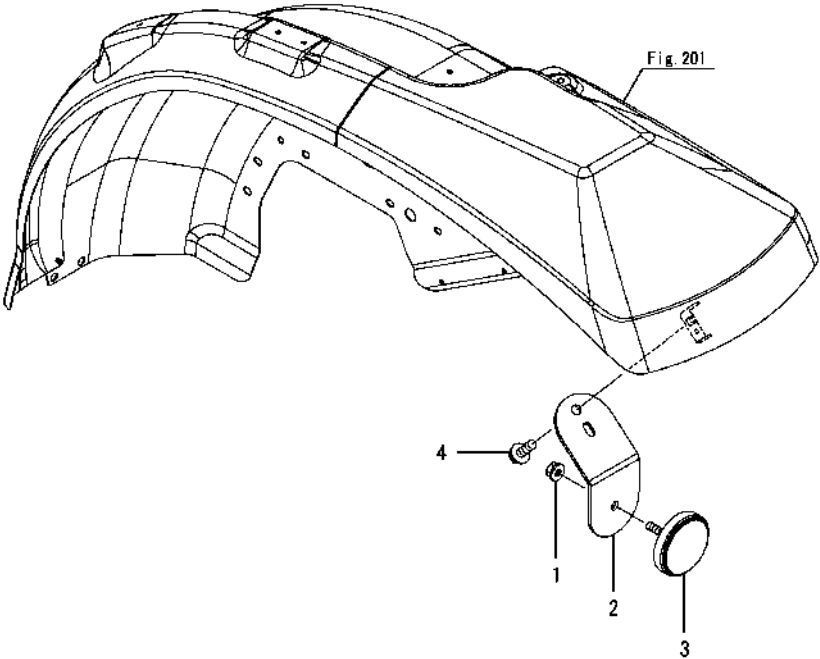


				0CNP6-M04380 Fig.174					
				(A)=YT347Y,EU (B)=YT359Y,EU (C)=		(D)= (E)= (F)=			
No.	Lev.	Parts No.	Description	Q'ty					
				(A)	(B)	(C)	(D)	(E)	(F)
1	1	194990-22120	NUT, M5	2	2				
2	1	1A8484-53510	LID	2	2				
3	1	1A8484-53601	LAMP ASSY, TAIL L	1	1				
4	2	1A7335-53610	BULB, 12V-21/5W	1	1				
5	2	1A8484-53610	BULB, 12V21W YELLOW	1	1				
6	1	1A8484-53701	LAMP ASSY, TAIL R	1	1				
7	2	1A7335-53610	BULB, 12V-21/5W	1	1				
8	2	1A8484-53610	BULB, 12V21W YELLOW	1	1				
9	1	194167-61650	NUT, SPEED 5	12	12				
10	1	194940-61790	SCREW, TAPPING M5X16	12	12				
11	1	198475-65030	CUSHION	8	8				
12	1	198071-65610	NUT, SPEED M5	8	8				
13	1	1A8484-85450	COVER, REAR PILLAR L	1	1				
14	1	1A8484-85460	COVER, REAR PILLAR R	1	1				
15	1	1A7470-86750	LAMP ASSY, ROOM	1	1				
16	2	1A7470-86770	BULB, 12V/5W	1	1				
17	1	26557-050202	SCREW, M5X20	2	2				

(A)=YT347Y,EU
(B)=YT359Y,EU
(C)=

(D)=
(E)=
(F)=

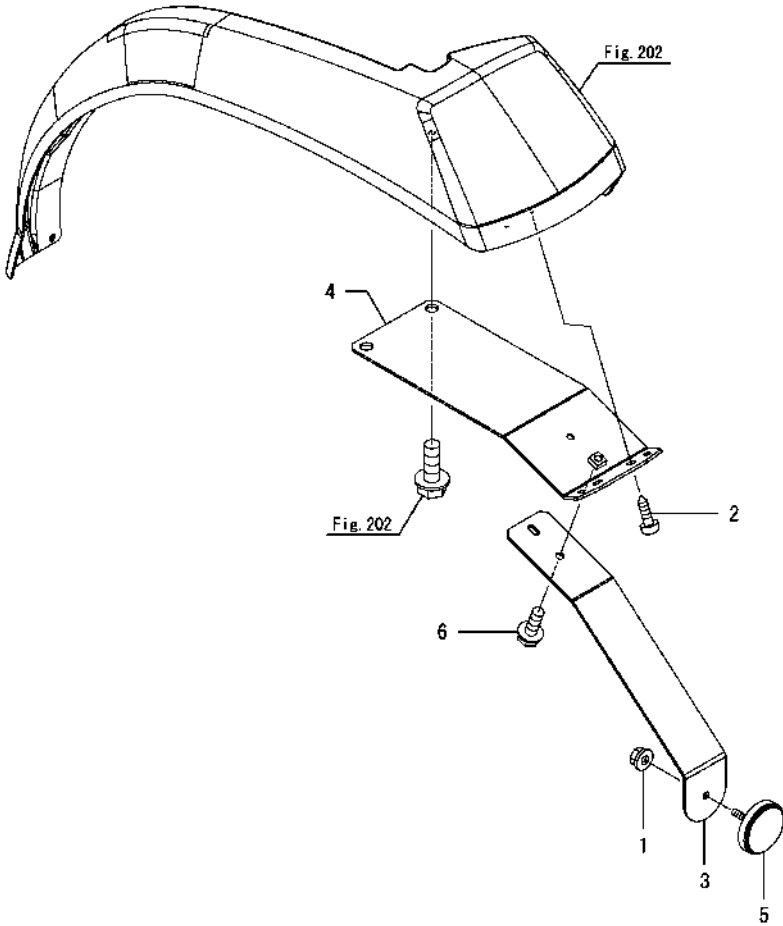
No.	Lev.	Parts No.	Description	Q'ty						I	R
				(A)	(B)	(C)	(D)	(E)	(F)		
1	1	194990-22120	NUT, M5	2	2						
2	1	1A8476-62190	STAY, REFLECTOR B	2	2						
3	1	1A6481-62650	REFLECTOR	2	2						
4	1	26106-060162	BOLT, M6X 16 PLATED	2	2						



(A)=YT347Y,EU
(B)=YT359Y,EU
(C)=

(D)=
(E)=
(F)=

No.	Lev.	Parts No.	Description	Q'ty						I	R
				(A)	(B)	(C)	(D)	(E)	(F)		
1	1	194990-22120	NUT, M5	2	2						
2	1	194940-61790	SCREW, TAPPING M5X16	4	4						
3	1	1A8486-62190	STAY, REFLECTOR	2	2						
4	1	1A8486-62200	STAY ASSY,	2	2						
5	1	1A6481-62650	REFLECTOR	2	2						
6	1	26106-060162	BOLT, M6X 16 PLATED	2	2						



(A)=YT347Y,EU
(B)=YT359Y,EU
(C)=

(D)=
(E)=
(F)=

No.	Lev.	Parts No.	Description	Q'ty						I	R
				(A)	(B)	(C)	(D)	(E)	(F)		
1	1	1C6980-07210	LAMP, PILOT LED	1	1						
2	1	1A8476-58050	STAY ASSY,	1	1						
3	1	1A8476-58100	BASE, LAMP	1	1						
4	1	1A8476-58110	STAY ASSY,	1	1						
5	1	194940-61790	SCREW, TAPPING M5X16	2	2						
6	1	1E9265-84300	CLIP, BAND	1	1						
7	1	22857-500100	SCREW, 5X10	2	2						
8	1	26106-060122	BOLT, M6X 12 PLATED	2	2						
9	1	29311-092000	GROMET, 8.5X2	1	1						

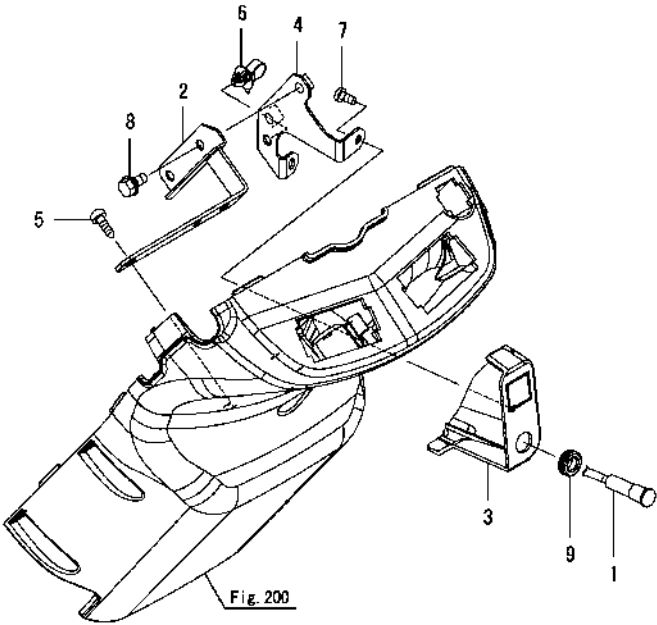
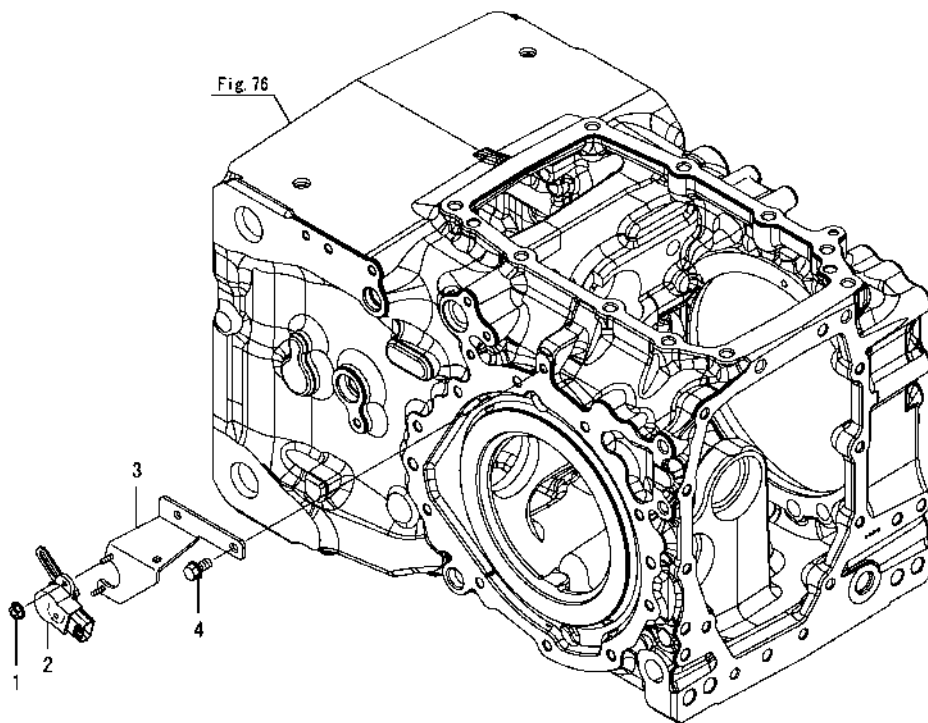


Fig.178. SENSOR(TRANSMISSION)(1)

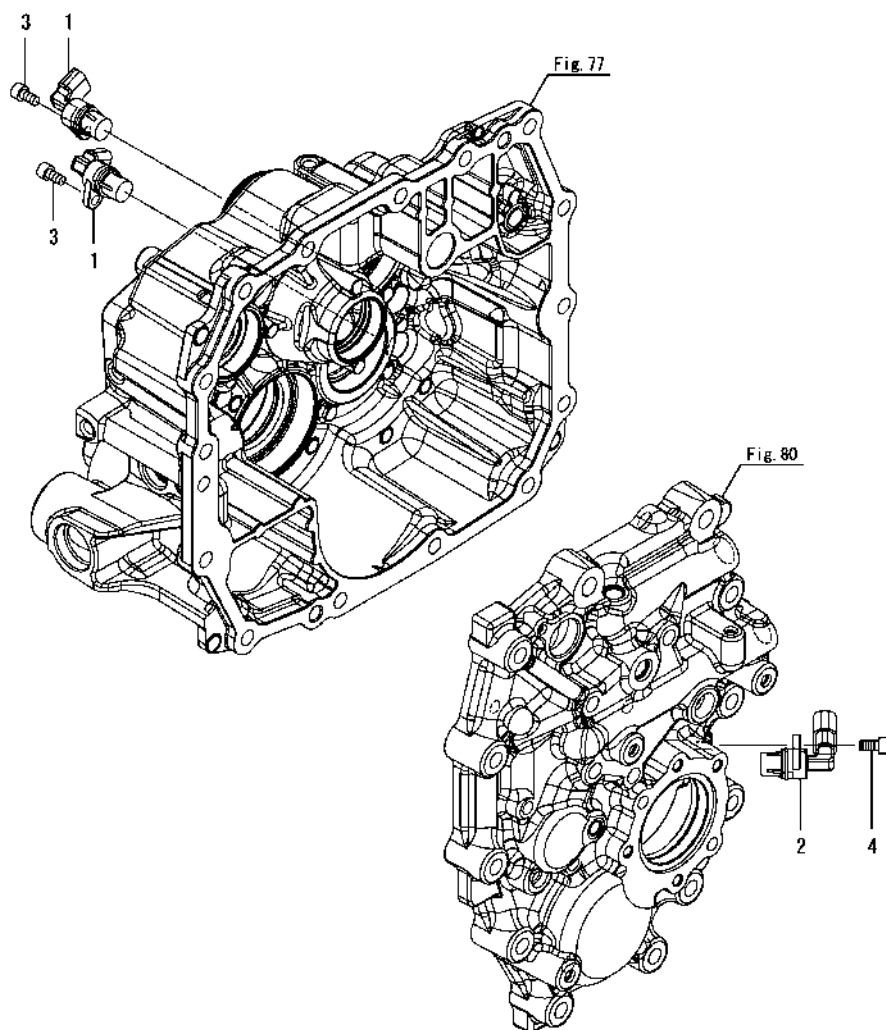


(A)=YT347Y,EU
(B)=YT359Y,EU
(C)=

(D)=
(E)=
(F)=

No.	Lev.	Parts No.	Description	(A)	(B)	(C)	(D)	(E)	(F)
1	1	194990-22110	NUT, M4	2	2				
2	1	1A8060-55900	SENSOR,POTENTIO 49	1	1				
3	1	1A8042-58380	PLATE ASSY, SENSOR	1	1				
4	1	26106-080162	BOLT. M8X 16 PLATED	2	2				

Fig.179. SENSOR(TRANSMISSION)(2)



(A)=YT347Y,EU
(B)=YT359Y,EU
(C)=

(D)=
(E)=
(F)=

No.	Lev.	Parts No.	Description	(A)	(B)	(C)	(D)	(E)	(F)	I	R
1	1	1A7180-52610	SENSOR, ROTATION	2	2						
2	1	1A7180-52610	SENSOR, ROTATION	1	1						
3	1	26450-060122	BOLT, M6X 12	2	2						
4	1	26450-060122	BOLT, M6X 12	1	1						

(A)=YT347Y,EU
(B)=YT359Y,EU
(C)=

(D)=
(E)=
(F)=

No.	Lev.	Parts No.	Description	Q'ty						I	R
				(A)	(B)	(C)	(D)	(E)	(F)		
1	1	194990-22110	NUT, M4	2	2						
2	1	1A8060-55550	SENSOR, BRAKE	1	1						
3	1	1A8060-55650	SENSOR, CLUTCH	1	1						
4	1	26023-040102	SCREW, M4X10	2	2						

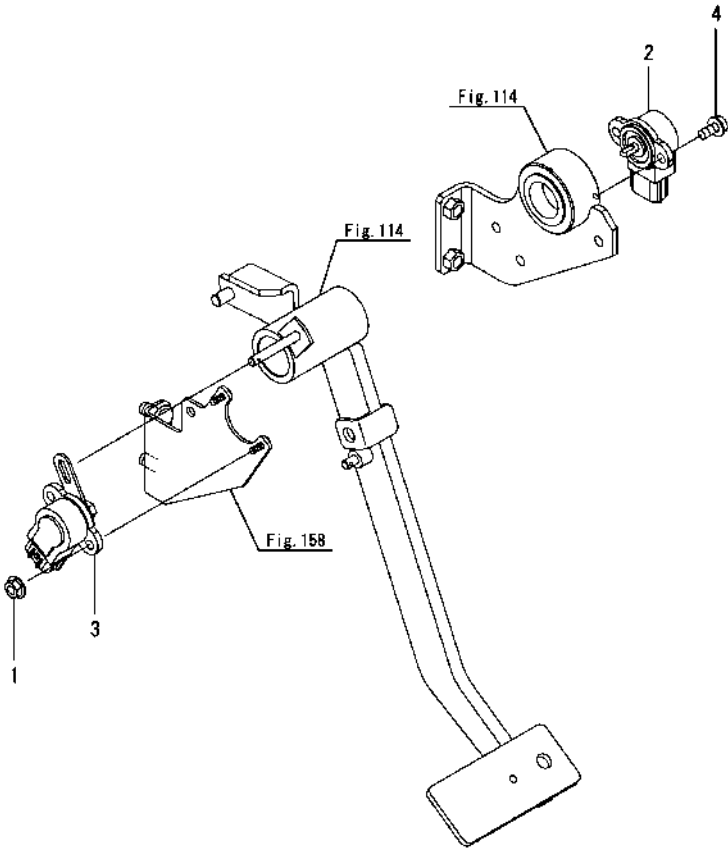
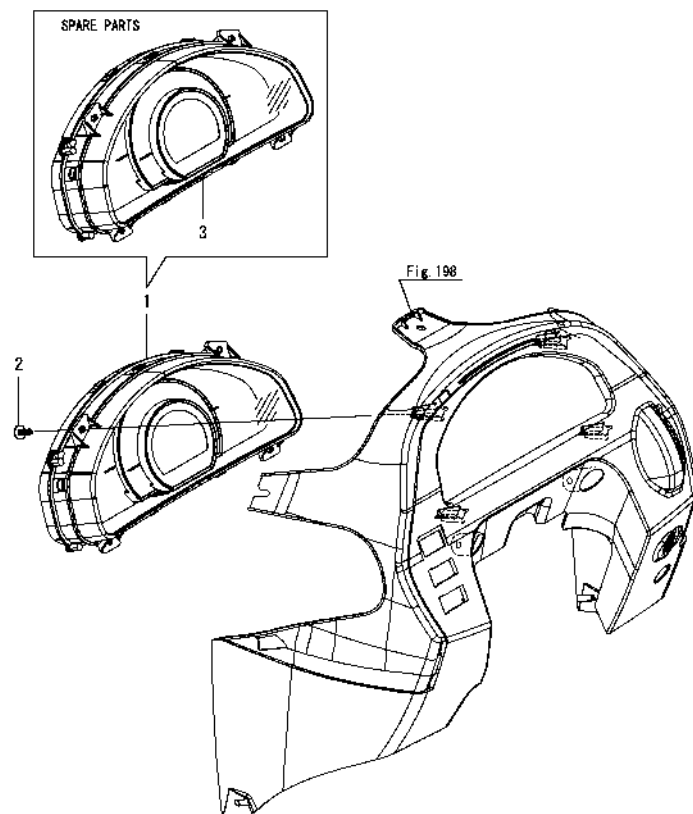


Fig.181. METER

(D)=
(E)=
(F)=



No.	Lev.	Parts No.	Description	Q'ty						I	R
				(A)	(B)	(C)	(D)	(E)	(F)		
1	1	1A8475-56001	METER ASSY, COMBINA.	1	1						1
2	1	194940-61790	SCREW, TAPPING M5X16	4	4						
3	1	1A8475-56900	METER ASSY. SERVICE	1	1						2

Remarks

(1)Eco Meter
This part cannot be ordered.
Replace the part using a Service Meter with the proper tractor information installed.

(2)Service Meter
If the proper information is not installed, the tractor will not operate.
To install proper information, go to an authorized distributor.

Fig.182. HORN

(A)=YT347Y,EU
(B)=YT359Y,EU
(C)=

$$\begin{aligned}(D) &= \\(E) &= \\(F) &=\end{aligned}$$

No.	Lev.	Parts No.	Description	Q'ty						I	R
				(A)	(B)	(C)	(D)	(E)	(F)		
1	1	1C7100-08151	HORN ASSY	1	1						
2	1	26106-060102	BOLT, M6X 10 PLATED	1	1						

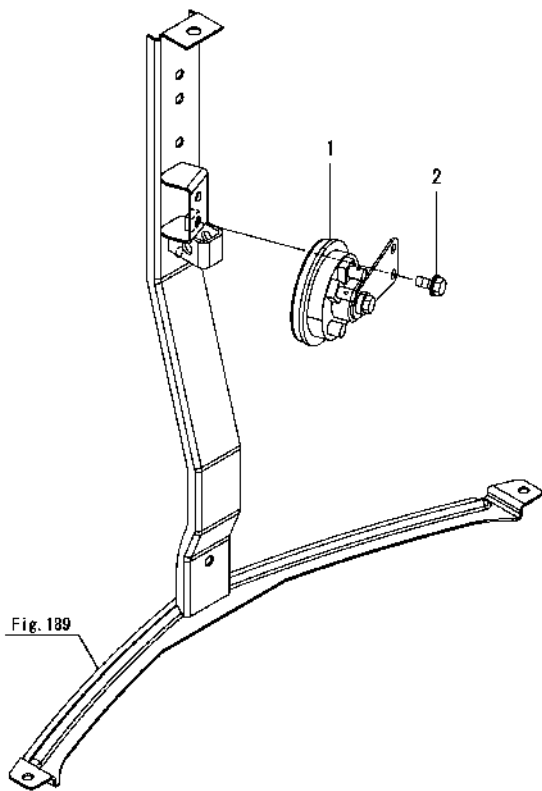
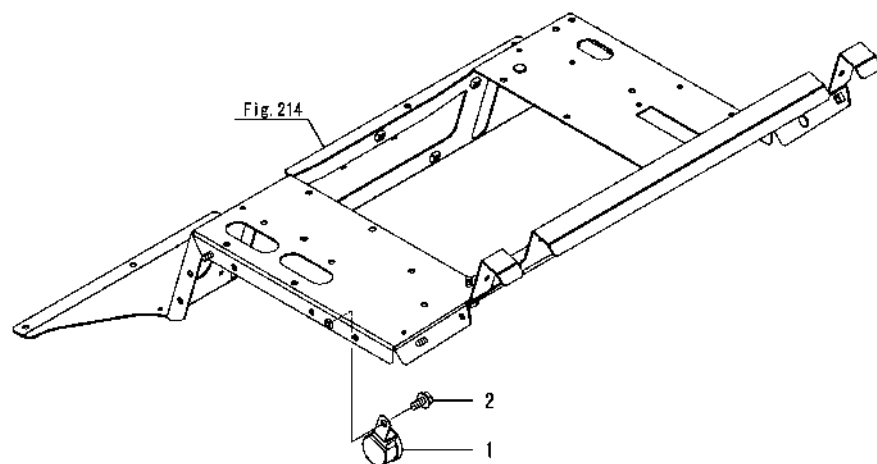


Fig. 189

Fig.183. BACK BUZZER



No.	Lev.	Parts No.	Description	Q'ty						I	R
				(A)	(B)	(C)	(D)	(E)	(F)		
1	1	174570-57110	BUZZER, ALARM	1	1						
2	1	26106-060122	BOLT, M6X 12 PLATED	1	1						

(A)=YT347Y,EU
(B)=YT359Y,EU
(C)=

(D)=
(E)=
(F)=

No.	Lev.	Parts No.	Description	Q'ty						I	R
				(A)	(B)	(C)	(D)	(E)	(F)		
1	1	1A8476-58271	BRACKET ASSY,LICENCE	1	1						
2	1	26106-080202	BOLT, M8X 20 PLATED	2	2						

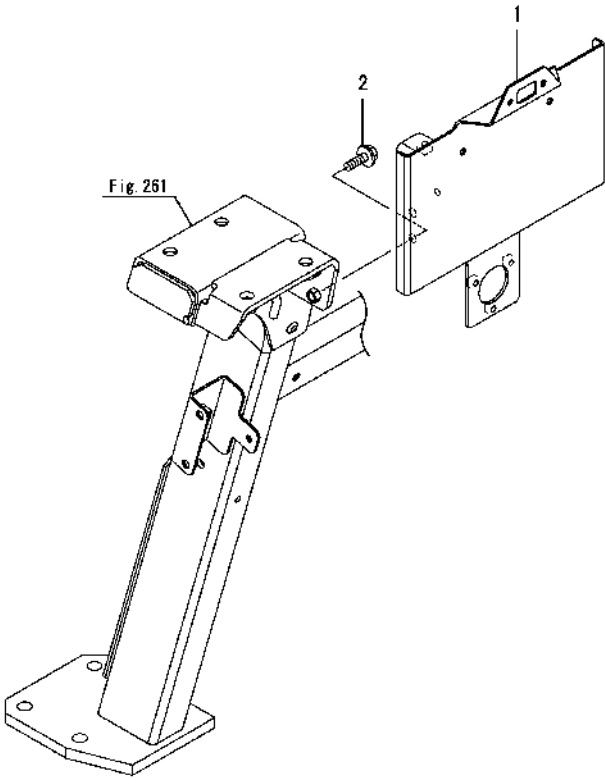
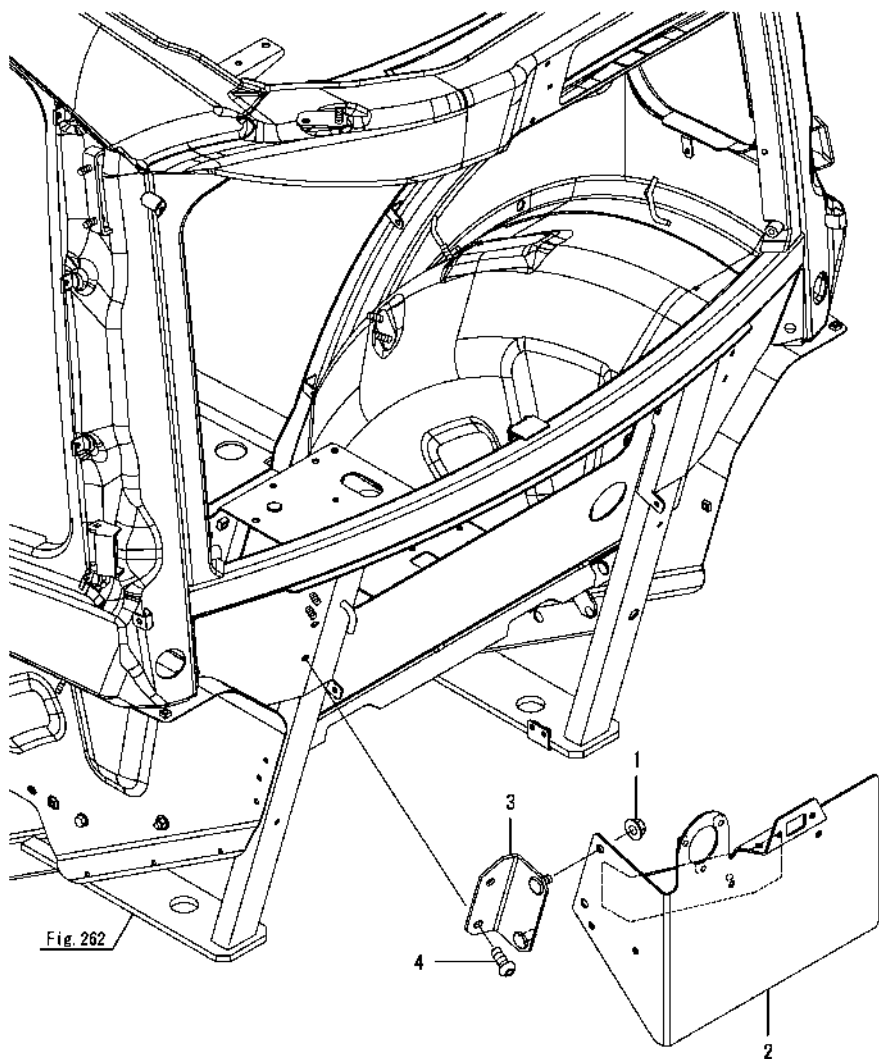


Fig.185. BRACKET(LICENCE)(CABIN)

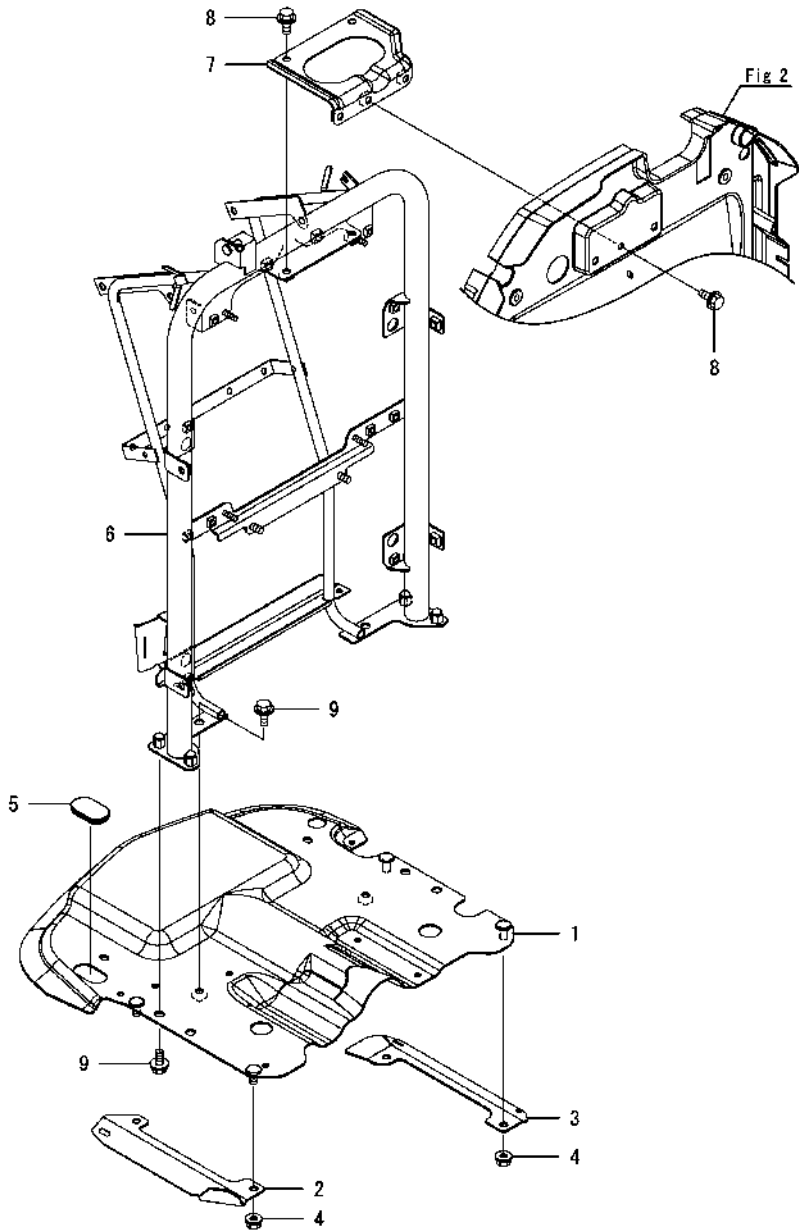


(A)=YT347Y,EU
(B)=YT359Y,EU
(C)=

(D)=
(E)=
(F)=

No.	Lev.	Parts No.	Description	(A)	(B)	(C)	(D)	(E)	(F)
1	1	194990-22140	NUT, M8	2	2				
2	1	1A8486-58270	BRACKET ASSY,LICENCE	1	1				
3	1	1A8486-58300	BRACKET,LICENCE C	1	1				
4	1	1A8486-58320	BOLT. 8X20	2	2				

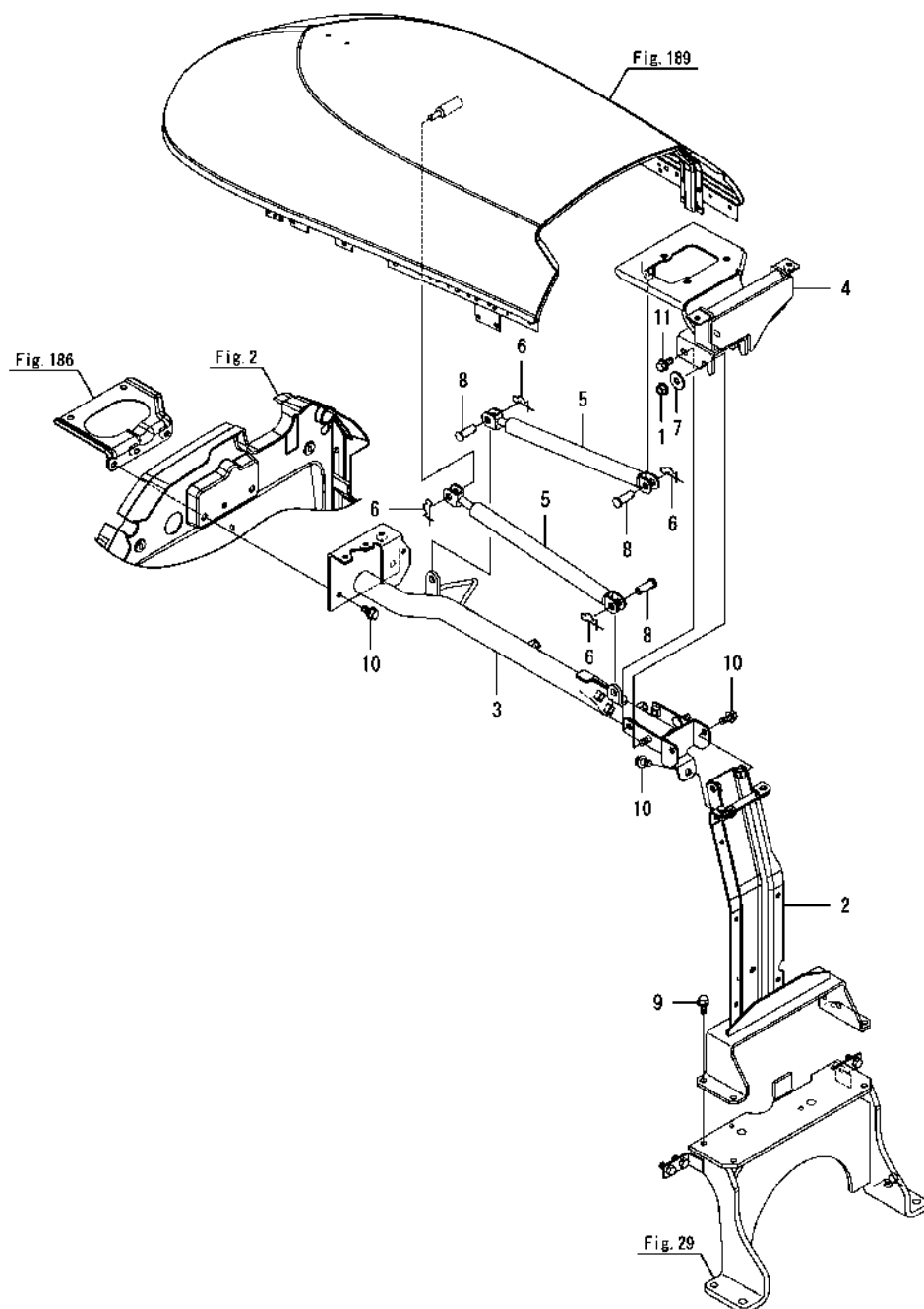
Fig.186. FRONT FRAME



(A)=YT347Y,EU
(B)=YT359Y,EU
(C)=

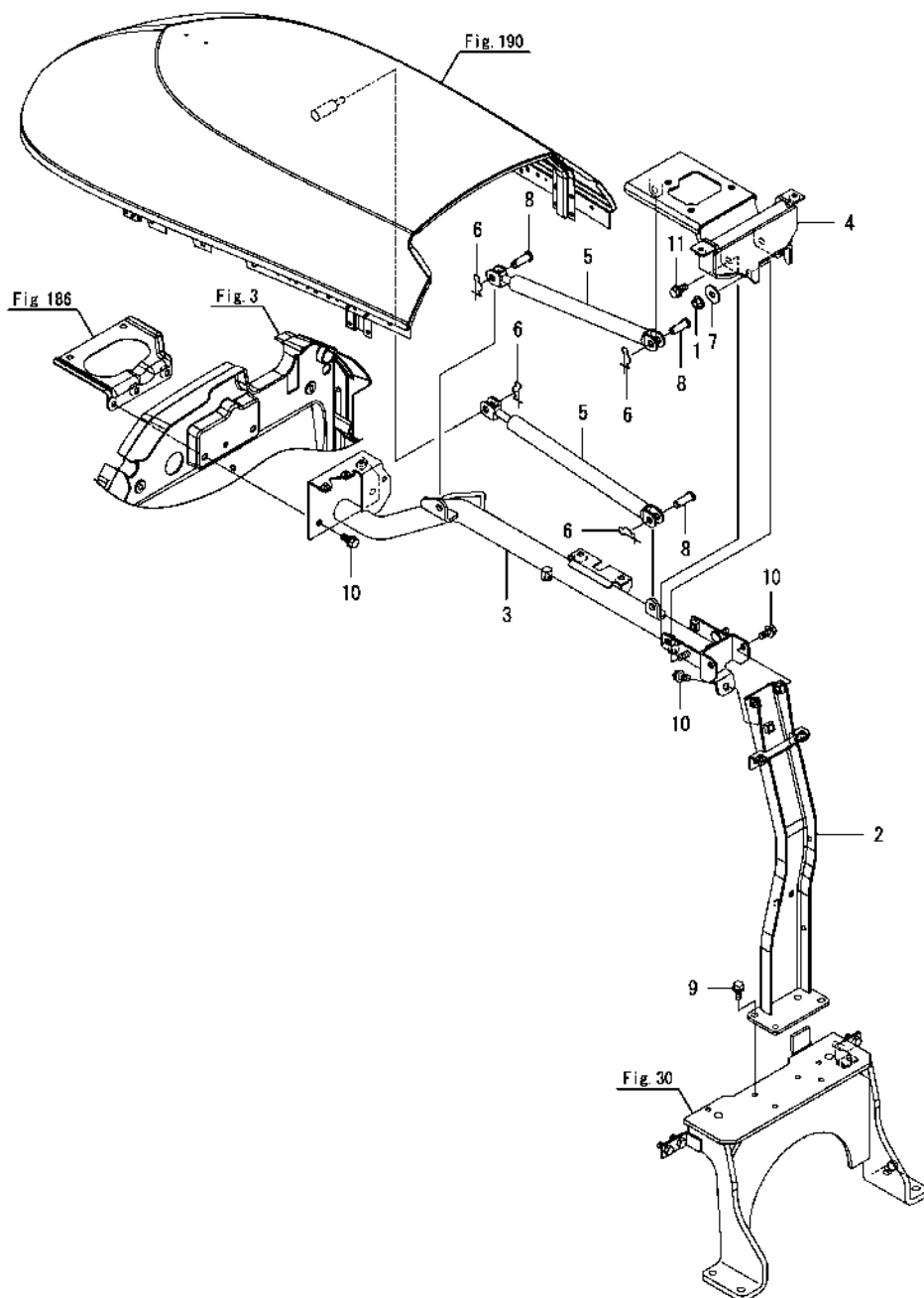
(D)=
(E)=
(F)=

No.	Lev.	Parts No.	Description	Q'ty						I	R
				(A)	(B)	(C)	(D)	(E)	(F)		
1	1	1A8475-01611	PLATE ASSY, BATTERY	1	1						
2	1	1A8470-01651	PLATE,BATTERY SIDE L	1	1						
3	1	1A8470-01661	PLATE,BATTERY SIDE R	1	1						
4	1	194990-22140	NUT, M8	4	4						
5	1	1A8475-60060	GROMMET, HOSE	1	1						
6	1	1A8470-60101	FRAME ASSY, FRONT500	1	1						
7	1	1A8470-60300	FRAME,CONNECT F	1	1						
8	1	26106-080162	BOLT, M8X 16 PLATED	3	3						
9	1	26106-080162	BOLT, M8X 16 PLATED	6	6						



No.	Lev.	Parts No.	Description	Q'ty						I	R
				(A)	(B)	(C)	(D)	(E)	(F)		
1	1	194990-22140	NUT, M8	2							
2	1	1A8470-60500	FRAME ASSY, REAR	1							
3	1	1A8470-60800	FRAME, CONNECT M	1							
4	1	1A8470-60902	HINGE ASSY, BONNET M	1							
5	1	1A8470-61360	DAMPER, GAS 700	2							
6	1	1C6360-65700	PIN, SNAP 10	4							
7	1	22157-080000	WASHER, 8	2							
8	1	22487-100240	PIN, H10X 24	3							
9	1	26106-080122	BOLT, M8X 12 PLATED	4							
10	1	26106-080162	BOLT, M8X 16 PLATED	5							
11	1	26106-080162	BOLT, M8X 16 PLATED	2							

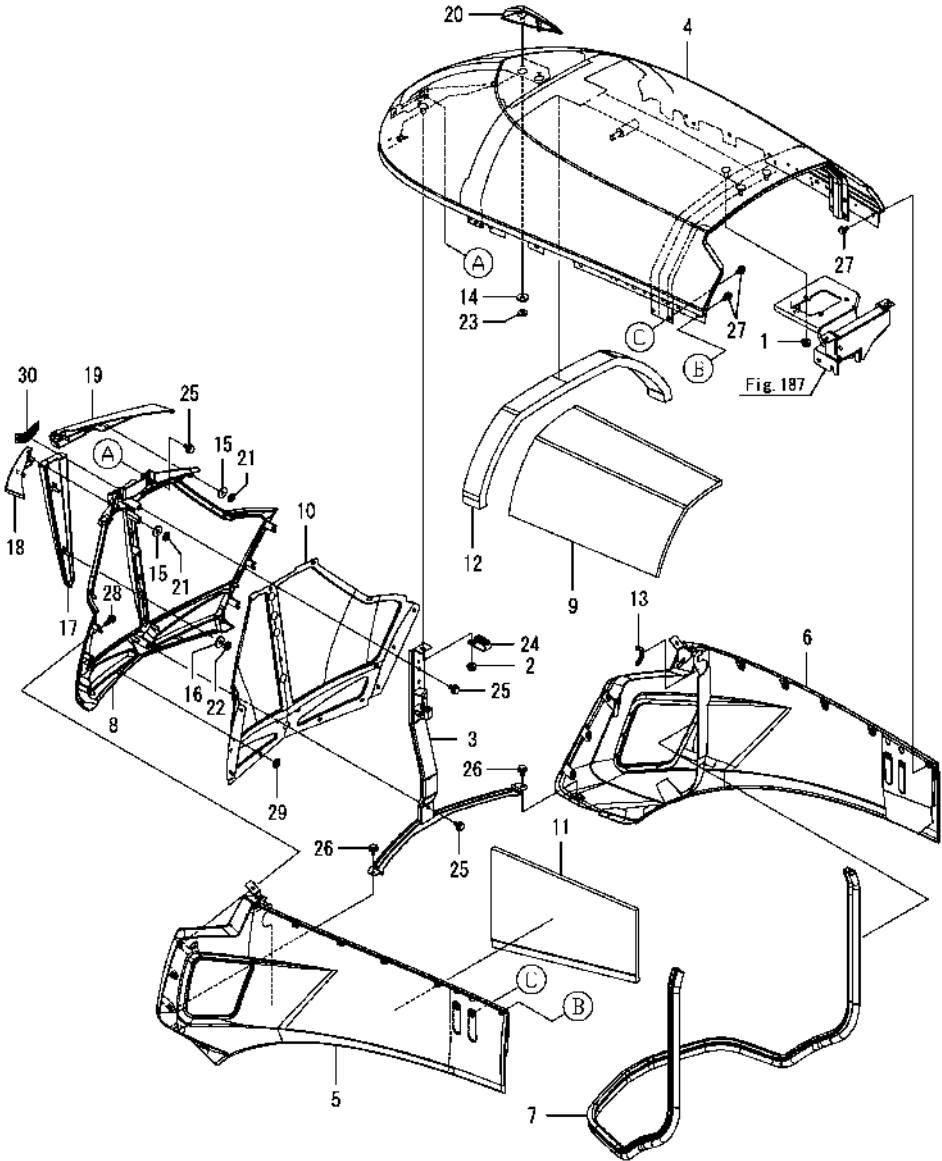
Fig.188. REAR FRAME



No.	Lev.	Parts No.	Description	(A)=YT347Y,EU	(D)=
				(B)=YT359Y,EU	(E)=
				(C)=	(F)=
					Q'ty
				(A)	(B)
				(C)	(D)
				(E)	(F)
1	1	194990-22140	NUT, M8		2
2	1	1A8480-60500	FRAME ASSY, REAR		1
3	1	1A8480-60800	FRAME, CONNECT L		1
4	1	1A8480-60902	HINGE ASSY, BONNET		1
5	1	1A8470-61360	DAMPER, GAS 700		2
6	1	1C6360-65700	PIN, SNAP 10		4
7	1	22157-080000	WASHER, 8		2
8	1	22487-100240	PIN, H10X 24		3
9	1	26106-080122	BOLT, M8X 12 PLATED		4
10	1	26106-080162	BOLT, M8X 16 PLATED		5
11	1	26106-080162	BOLT, M8X 16 PLATED		2

(A)=YT347Y,EU
(B)=YT359Y,EU
(C)=

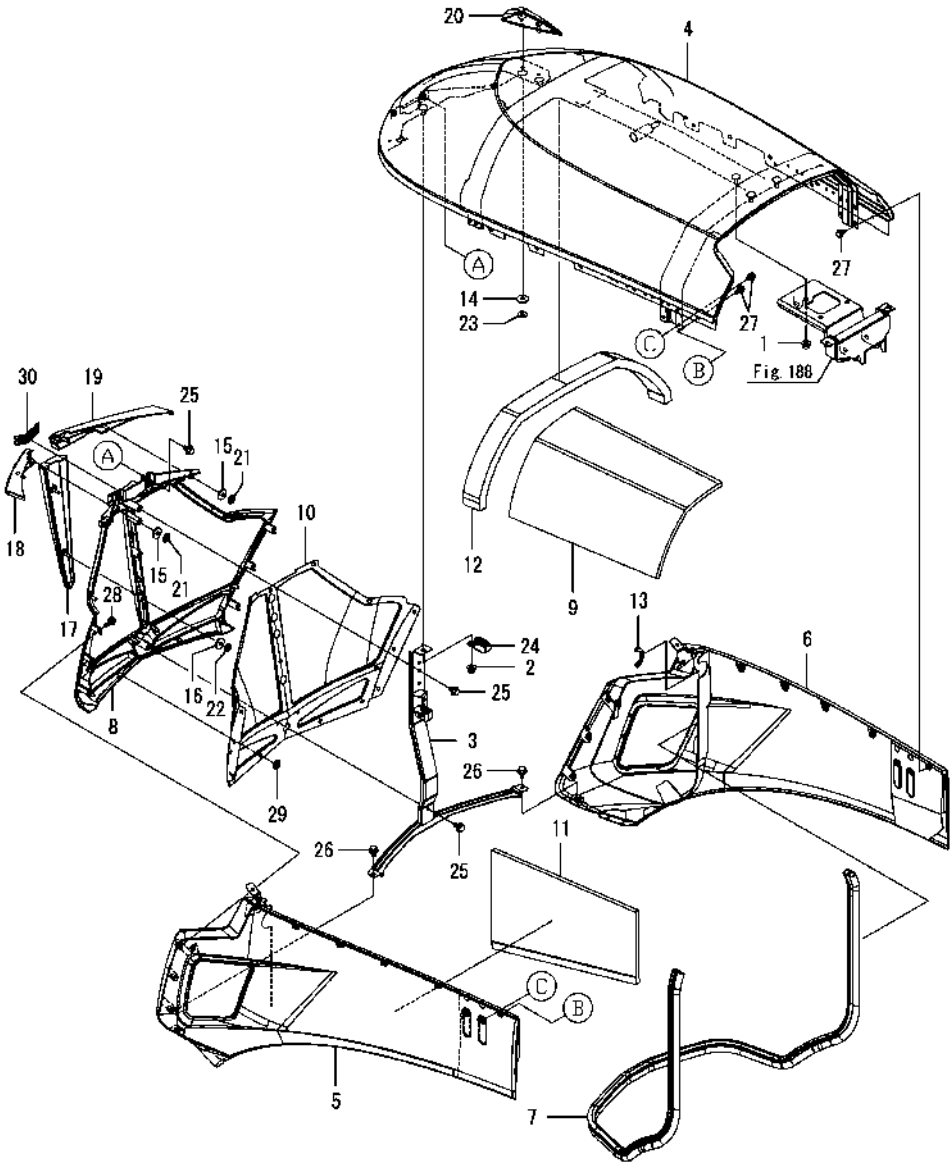
(D)=
(E)=
(F)=



No.	Lev.	Parts No.	Description	Q'ty						I	R
				(A)	(B)	(C)	(D)	(E)	(F)		
1	1	194990-22140	NUT, M8	3							
2	1	194990-22140	NUT, M8	1							
3	1	1A8470-61050	FRAME ASSY, BONNET	1							
4	1	1A8475-61101	M ASSY,BONNET UPPER	1							
5	1	1A8470-61131	BONNET ASSY, LOWER L	1							
6	1	1A8470-61141	BONNET ASSY, LOWER R	1							
7	1	1A8470-61690	WEATHER-STRIP	1							
8	1	1A8470-61900	FRAME ASSY, GRILLE	1							
9	1	1A8470-61920	INSULATOR, UPPER	1							
10	1	1A8470-61931	SCREEN, GRILLE	1							
11	1	1A8470-61940	INSULATOR, LOWER	1							
12	1	1A8470-61950	URETHANE,HOOD UPPER	1							
13	1	1A8470-61960	GROMMET,6X55	1							
14	1	194555-65130	CUSHION	2							
15	1	194555-65130	CUSHION	4							
16	1	194555-65130	CUSHION	2							
17	1	1A8470-65150	BAR, Y	1							
18	1	1A8470-65160	BAR, YL	1							
19	1	1A8470-65170	BAR, YR	1							
20	1	1A8470-65590	MARK, TOP	1							
21	1	198071-65610	NUT, SPEED M5	4							
22	1	198071-65610	NUT, SPEED M5	2							
23	1	198071-65610	NUT, SPEED M5	2							
24	1	1E6102-83230	CLAMP, BATTERY CABLE	1							
25	1	26106-060102	BOLT, M6X 10 PLATED	6							
26	1	26106-060102	BOLT, M6X 10 PLATED	2							
27	1	26106-060102	BOLT, M6X 10 PLATED	14							
28	1	26106-060162	BOLT, M6X 16 PLATED	6							
29	1	26893-000600	NUT, 6	14							
30	1	41801-110041	EMBLEM, FY S 04	1							

(A)=YT347Y,EU
(B)=YT359Y,EU
(C)=

(D)=
(E)=
(F)=

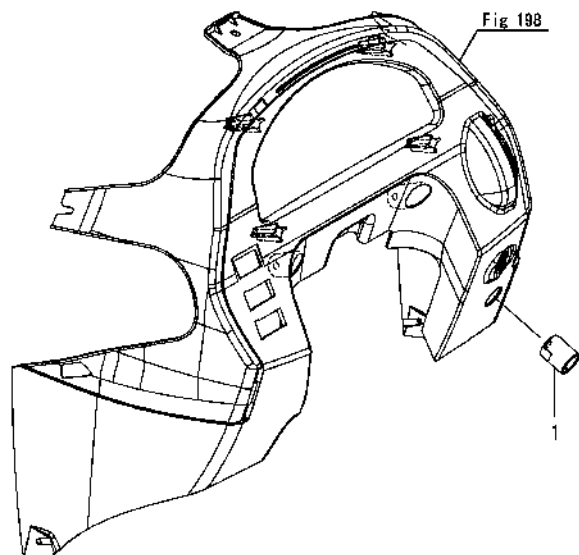


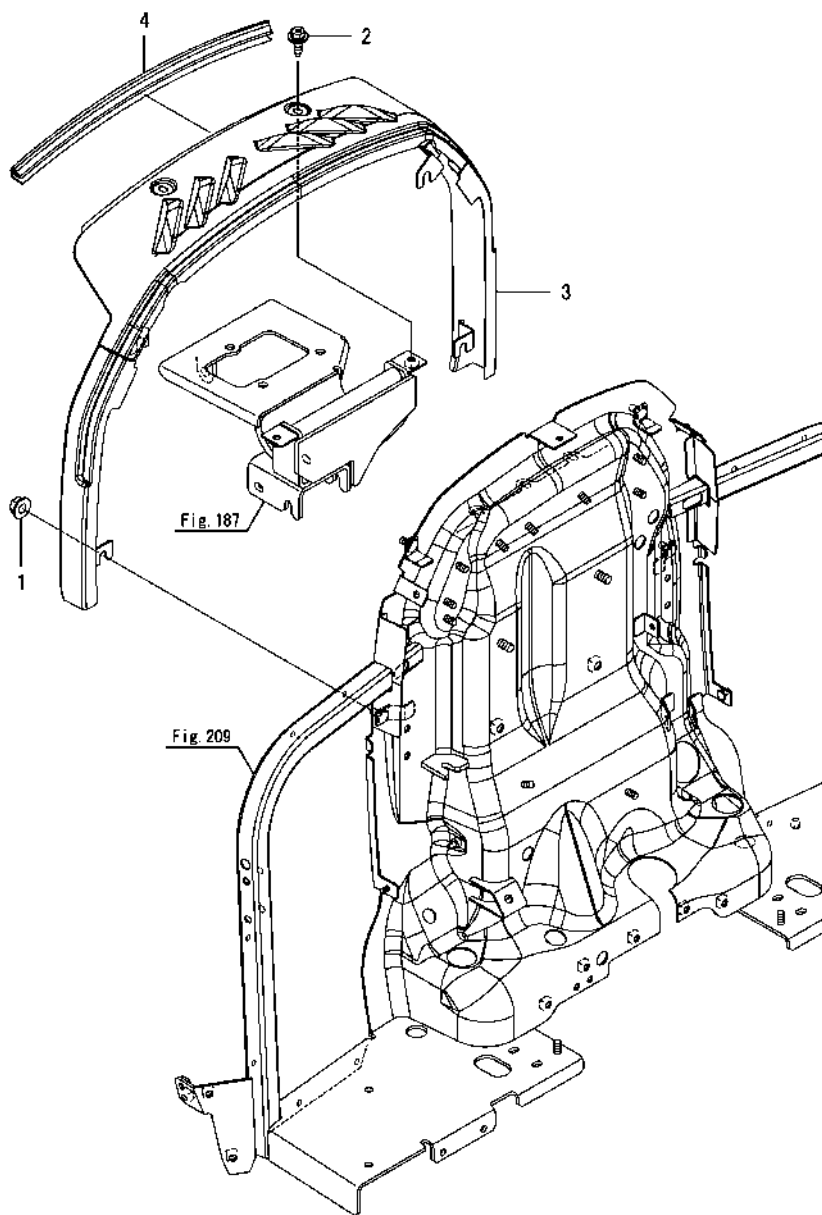
No.	Lev.	Parts No.	Description	Q'ty						I	R
				(A)	(B)	(C)	(D)	(E)	(F)		
1	1	194990-22140	NUT, M8		3						
2	1	194990-22140	NUT, M8		1						
3	1	1A8470-61050	FRAME ASSY, BONNET		1						
4	1	1A8485-61101	M ASSY,BONNET UPPER		1						
5	1	1A8480-61131	BONNET ASSY, LOWER L		1						
6	1	1A8480-61141	BONNET ASSY, LOWER R		1						
7	1	1A8470-61690	WEATHER-STRIP		1						
8	1	1A8470-61900	FRAME ASSY, GRILLE		1						
9	1	1A8470-61920	INSULATOR, UPPER		1						
10	1	1A8470-61931	SCREEN, GRILLE		1						
11	1	1A8470-61940	INSULATOR, LOWER		1						
12	1	1A8470-61950	URETHANE,HOOD UPPER		1						
13	1	1A8470-61960	GROMMET,6X55		1						
14	1	194555-65130	CUSHION		2						
15	1	194555-65130	CUSHION		4						
16	1	194555-65130	CUSHION		2						
17	1	1A8470-65150	BAR, Y		1						
18	1	1A8470-65160	BAR, YL		1						
19	1	1A8470-65170	BAR, YR		1						
20	1	1A8470-65590	MARK, TOP		1						
21	1	198071-65610	NUT, SPEED M5		4						
22	1	198071-65610	NUT, SPEED M5		2						
23	1	198071-65610	NUT, SPEED M5		2						
24	1	1E6102-83230	CLAMP, BATTERY CABLE		1						
25	1	26106-060102	BOLT, M6X 10 PLATED		6						
26	1	26106-060102	BOLT, M6X 10 PLATED		2						
27	1	26106-060102	BOLT, M6X 10 PLATED		14						
28	1	26106-060162	BOLT, M6X 16 PLATED		6						
29	1	26893-000600	NUT, 6		14						
30	1	41801-110041	EMBLEM, FY S 04		1						

(A)=YT347Y,EU
(B)=YT359Y,EU
(C)=

(D)=
(E)=
(F)=

No.	Lev.	Parts No.	Description	Q'ty						I	R
				(A)	(B)	(C)	(D)	(E)	(F)		
1	1	1A8476-61171	CAP	1	1						



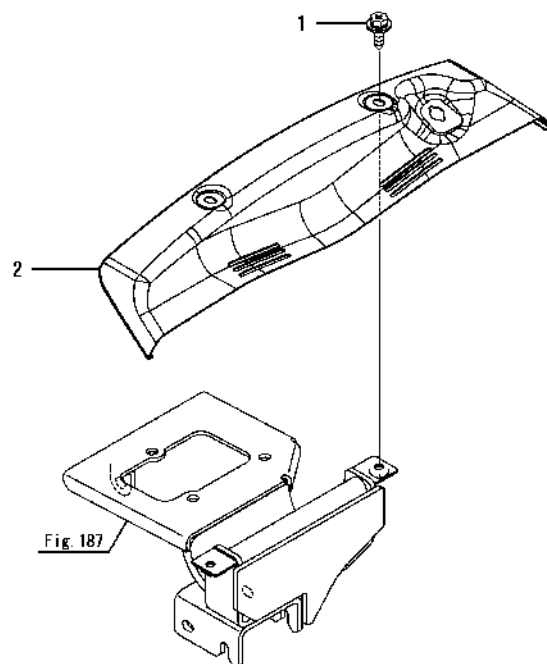


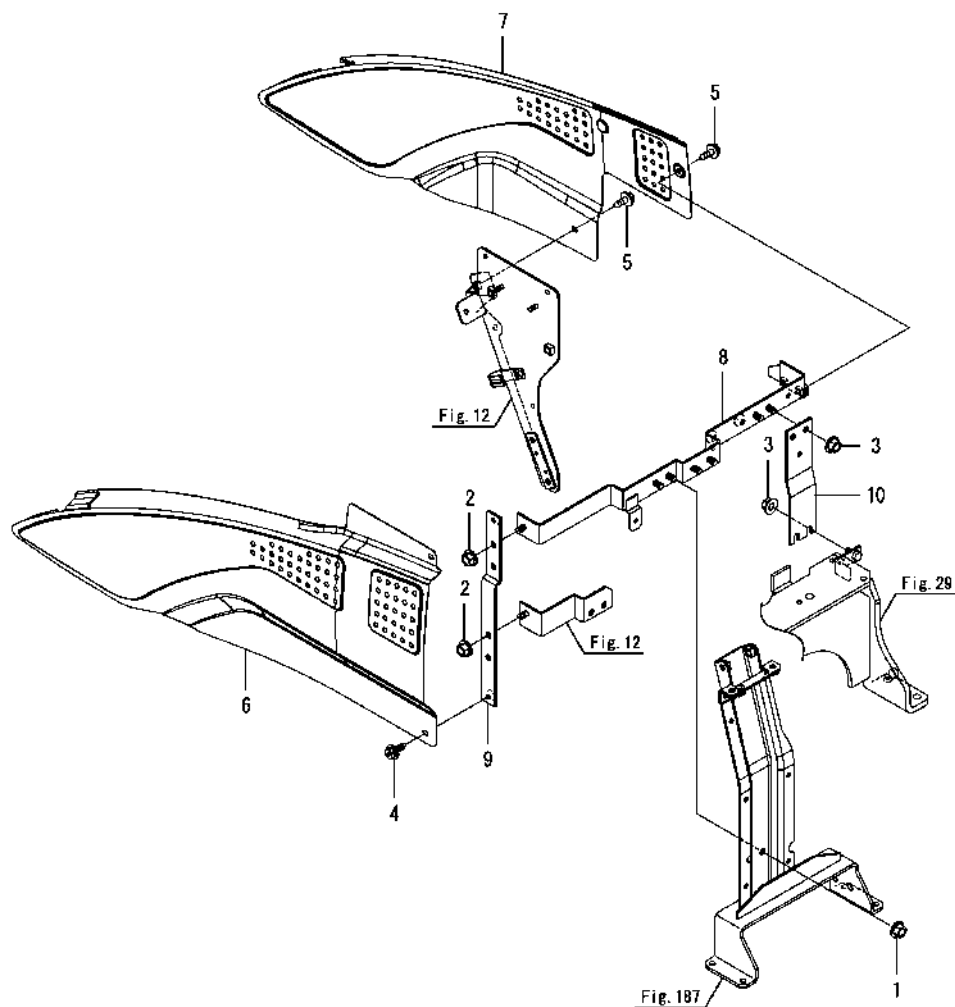
No.	Lev.	Parts No.	Description	Q'ty						I	R
				(A)	(B)	(C)	(D)	(E)	(F)		
1	1	194990-22140	NUT, M8	4	4						
2	1	198072-60590	BOLT, M6X20	2	2						
3	1	1A8470-61252	COVER ASSY, BON ROPS	1	1						
4	1	1A8470-61970	TRIM. BONNET COVER	1	1						

Fig.193. REAR COVER(CABIN)

(D)=
(E)=
(F)=

No.	Lev.	Parts No.	Description	Q'ty						I	R
				(A)	(B)	(C)	(D)	(E)	(F)		
1	1	198072-60590	BOLT, M6X20	2	2						
2	1	1A8484-61251	COVER, BONNET CAB	1	1						

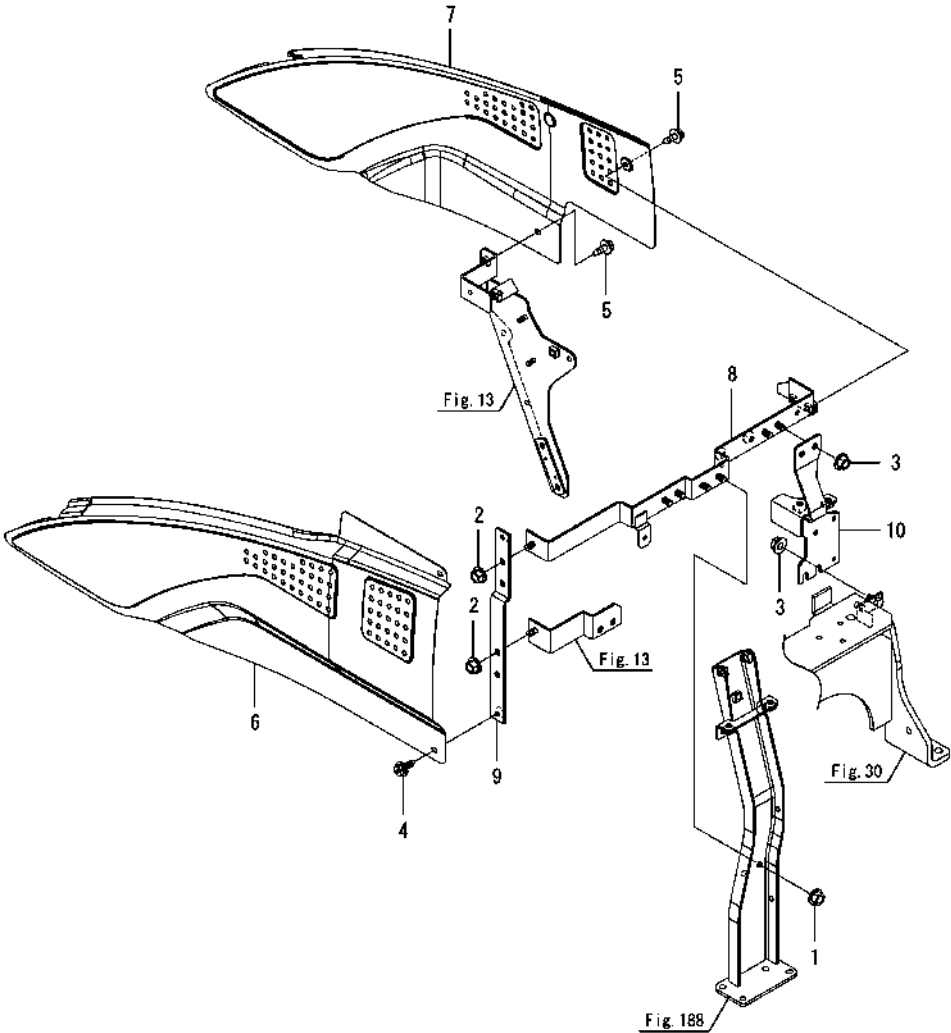




No.	Lev.	Parts No.	Description	Q'ty						I	R
				(A)	(B)	(C)	(D)	(E)	(F)		
1	1	194990-22140	NUT, M8	2							
2	1	194990-22140	NUT, M8	2							
3	1	194990-22140	NUT, M8	4							
4	1	198072-60590	BOLT, M6X20	2							
5	1	198072-60590	BOLT, M6X20	2							
6	1	1A8476-61400	M ASSY,SIDE COVER L	1							
7	1	1A8470-61410	COVER, SIDE R	1							
8	1	1A8470-67101	FRAME, SIDE COVER	1							
9	1	1A8470-67180	STAY, SIDE COVER	1							
10	1	1A8470-67210	STAY, CONNECT	1							

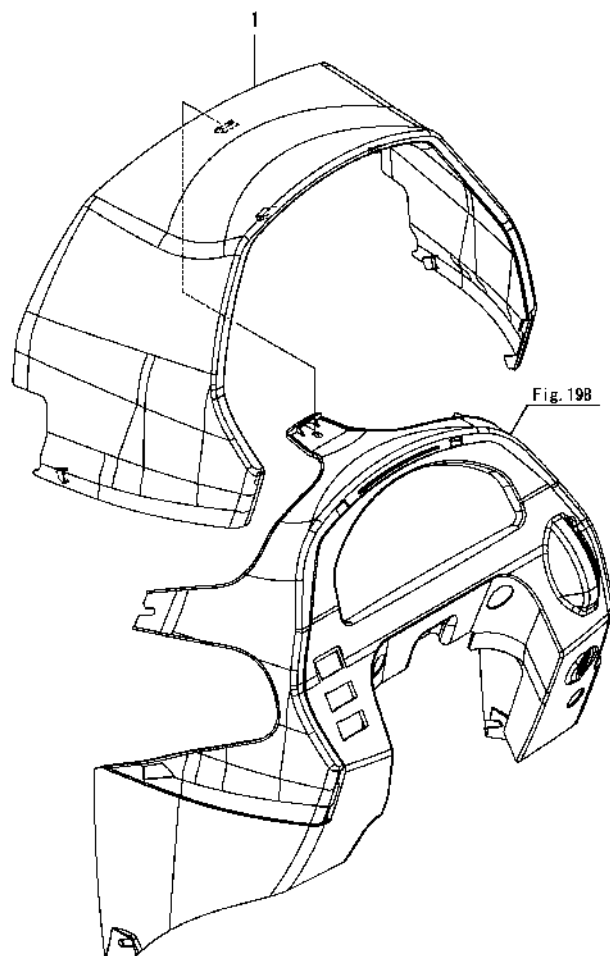
(A)=YT347Y,EU
(B)=YT359Y,EU
(C)=

(D)=
(E)=
(F)=



No.	Lev.	Parts No.	Description	Q'ty						I	R
				(A)	(B)	(C)	(D)	(E)	(F)		
1	1	194990-22140	NUT, M8		2						
2	1	194990-22140	NUT, M8		2						
3	1	194990-22140	NUT, M8		4						
4	1	198072-60590	BOLT, M6X20		2						
5	1	198072-60590	BOLT, M6X20		2						
6	1	1A8486-61400	M ASSY,SIDE COVER L		1						
7	1	1A8480-61410	COVER, SIDE R		1						
8	1	1A8470-67101	FRAME, SIDE COVER		1						
9	1	1A8470-67180	STAY, SIDE COVER		1						
10	1	1A8480-67210	STAY ASSY, FILTER		1						

No.	Lev.	Parts No.	Description	Q'ty						I	R
				(A)	(B)	(C)	(D)	(E)	(F)		
1	1	1A8470-61550	DASHBOARD, UPPER	1	1						



No.	Lev.	Parts No.	Description	Q'ty						I	R
				(A)	(B)	(C)	(D)	(E)	(F)		
1	1	1A8484-61550	DASHBOARD, UPPER	1	1						

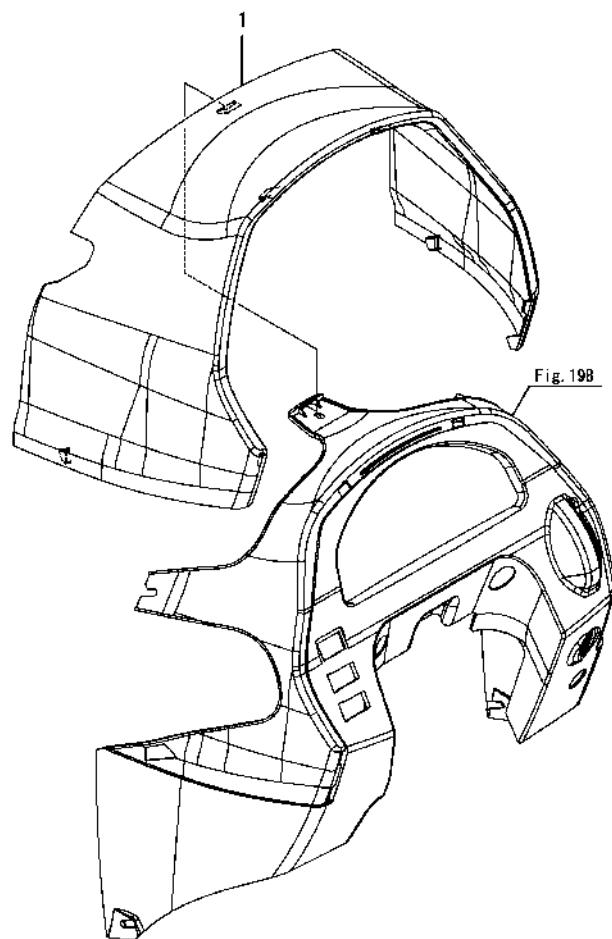
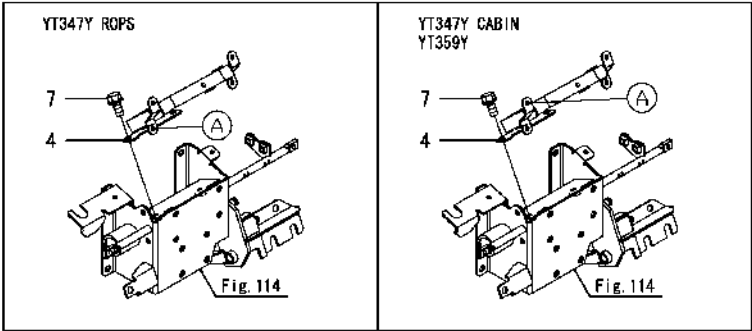
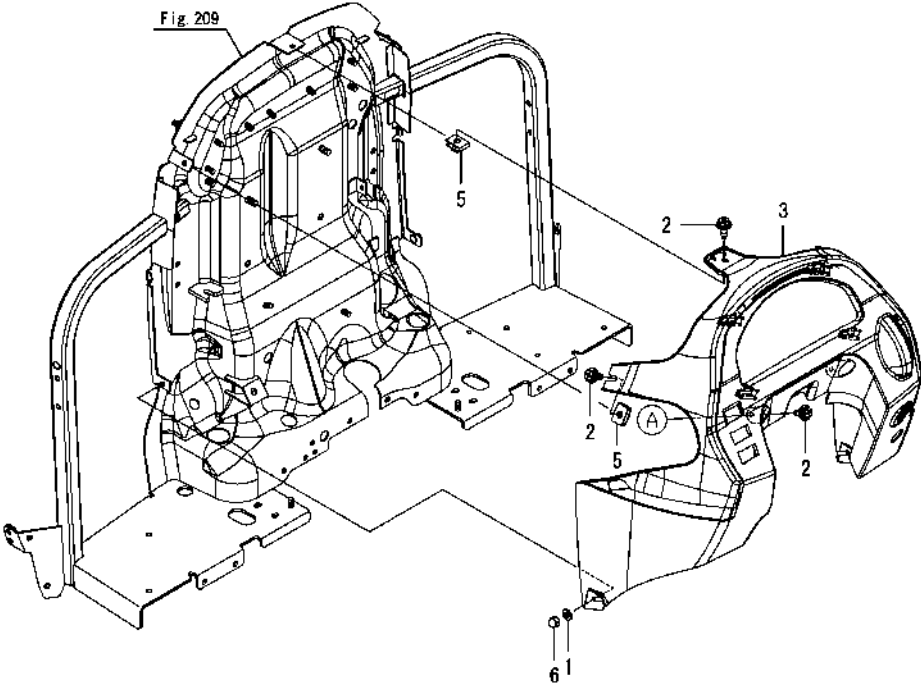


Fig.198. DASHBOARD(LOWER)

(A)=YT347Y,EU
(B)=YT359Y,EU
(C)=

(D)=
(E)=
(F)=



No.	Lev.	Parts No.	Description	Q'ty						I	R
				(A)	(B)	(C)	(D)	(E)	(F)		
1	1	1A8060-54260	WASHER, 6 BLACK	2	2						
2	1	198072-60590	BOLT, M6X20	5	5						
3	1	1A8475-61610	M ASSY,DASHBOARD LOW	1	1						
4	1	1A8470-61611	STAY,COVER DASHBOARD	1	1						
5	1	198071-61890	NUT, SPEED M6	3	3						
6	1	1A8484-61900	NUT, CAP M6 BLACK	2	2						
7	1	26106-080162	BOLT, M8X 16 PLATED	2	2						

Fig.199. COLUMN COVER(FRONT)

(D)=
(E)=
(F)=

No.	Lev.	Parts No.	Description	Q'ty						I	R
				(A)	(B)	(C)	(D)	(E)	(F)		
1	1	198072-60590	BOLT, M6X20	2	2						
2	1	1A8060-61662	COVER, COLUMN F	1	1						

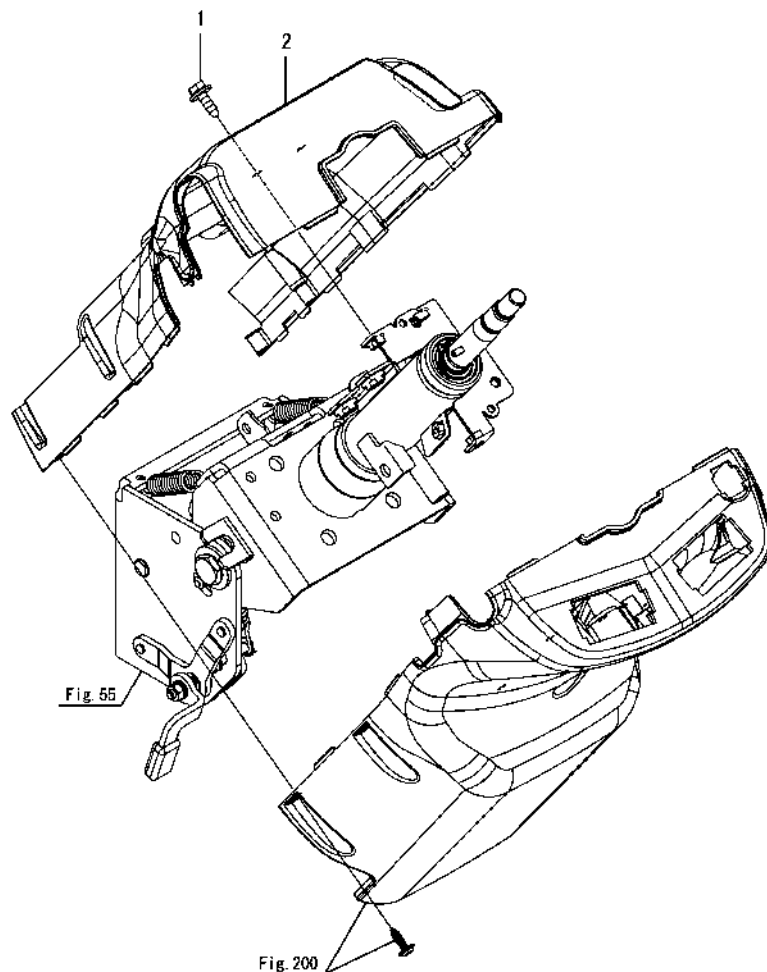
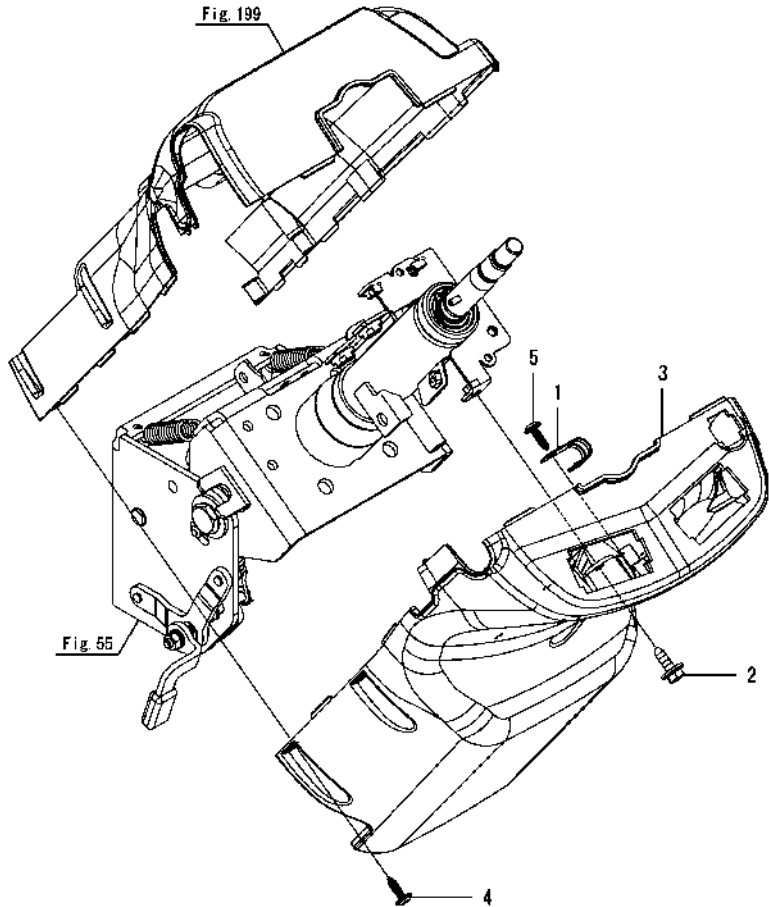


Fig.200. COLUMN COVER(REAR)



(A)=YT347Y,EU
(B)=YT359Y,EU
(C)=

(D)=
(E)=
(F)=

No.	Lev.	Parts No.	Description	Q'ty						I	R
				(A)	(B)	(C)	(D)	(E)	(F)		
1	1	194440-51630	CLAMP, HARNESS C	1	1						
2	1	198072-60590	BOLT, M6X20	2	2						
3	1	1A8060-61671	COVER, COLUMN R	1	1						
4	1	194940-61790	SCREW, TAPPING M5X16	4	4						
5	1	194940-61790	SCREW, TAPPING M5X16	1	1						

(A)=YT347Y,EU
(B)=YT359Y,EU
(C)=

(D)=
(E)=
(F)=

No.	Lev.	Parts No.	Description	Q'ty						I	R
				(A)	(B)	(C)	(D)	(E)	(F)		
1	1	194990-22130	NUT, M6	6	6						
2	1	194990-22140	NUT, M8	2	2						
3	1	194990-22140	NUT, M8	2	2						
4	1	198220-56290	SCREW, M6X16	3	3						
5	1	194940-61790	SCREW, TAPPING M5X16	6	6						
6	1	1A8476-62100	M ASSY,FENDER L	1	1						
7	1	1A8475-62121	FENDER ASSY, R	1	1						
8	1	1A8470-62280	GRIP, ASIST	2	2						
9	1	1A8470-62290	COVER, GRIP	2	2						
10	1	26106-080162	BOLT, M8X 16 PLATED	6	6						
11	1	26106-080162	BOLT, M8X 16 PLATED	6	6						
12	1	26589-060252	SCREW, M6X	4	4						
13	1	26589-060502	SCREW, M6X50	2	2						

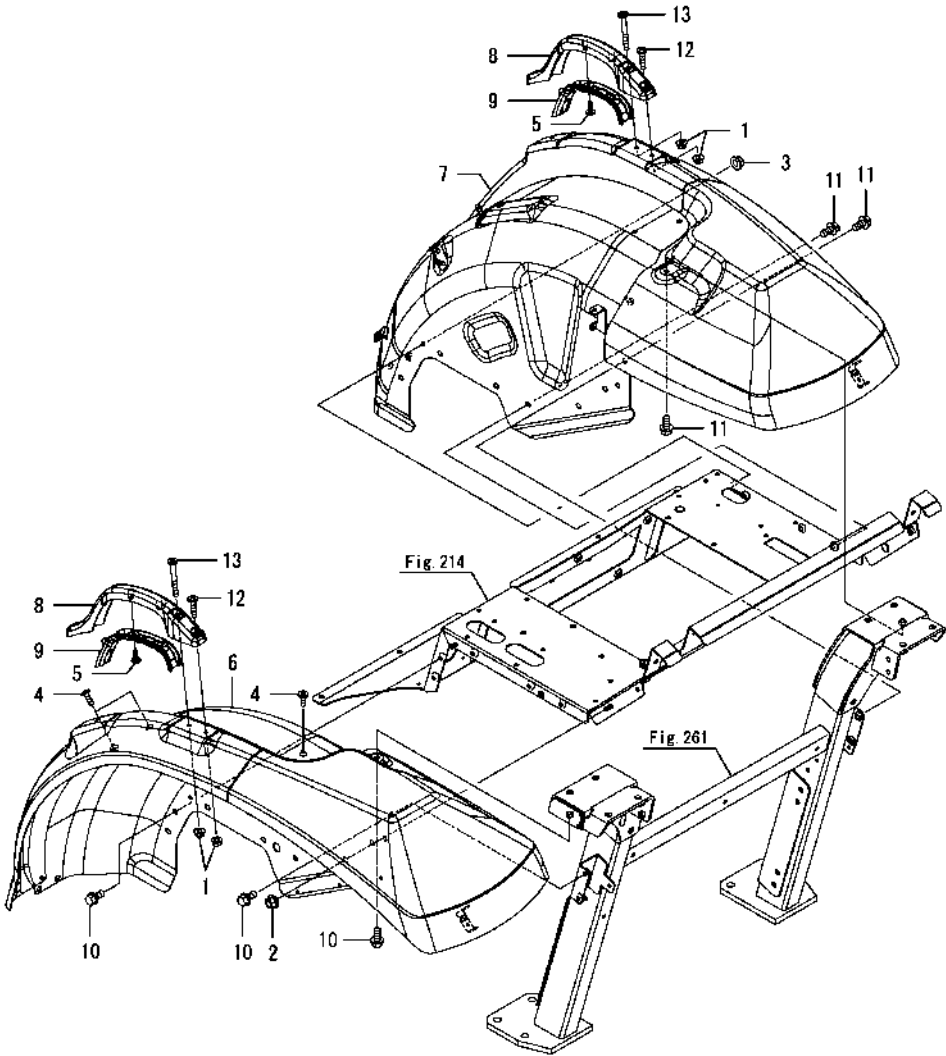
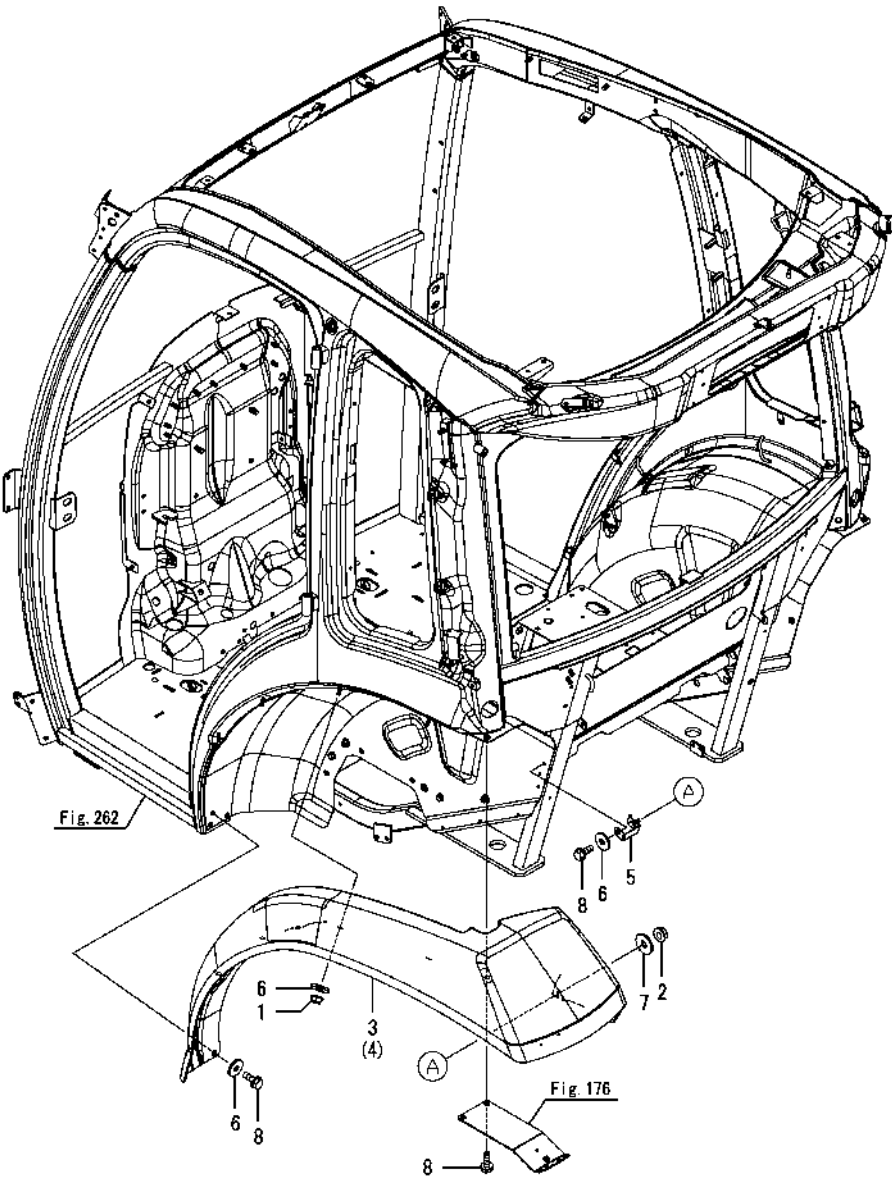


Fig.202. OVER FENDER(CABIN)

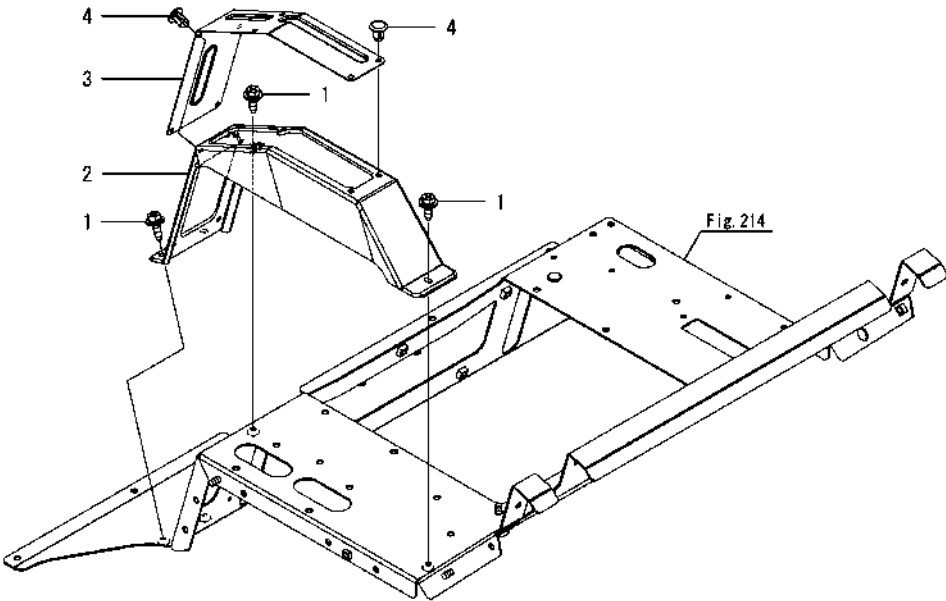


(A)=YT347Y,EU
(B)=YT359Y,EU
(C)=

(D)=
(E)=
(F)=

No.	Lev.	Parts No.	Description	Q'ty						I	R
				(A)	(B)	(C)	(D)	(E)	(F)		
1	1	194990-22130	NUT, M6	8	8						
2	1	194990-22140	NUT, M8	2	2						
3	1	1A8486-62160	M ASSY,FENDER L	1	1						
4	1	1A8486-62181	OVER FENDER, R	1	1						
5	1	1A8486-62250	STAY ASSY, FENDER	2	2						
6	1	22157-060000	WASHER, 6	12	12						
7	1	22157-080000	WASHER, 8	2	2						
8	1	26106-060162	BOLT, M6X 16 PLATED	6	6						

Fig.203. LEVER GUIDE(LEFT)

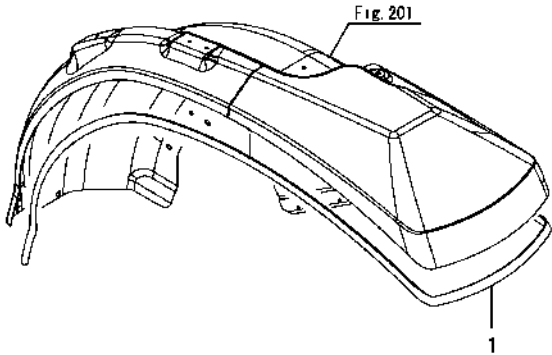


0CNP6-M04380 Fig.203												
				(A)=YT347Y,EU	(D)=							
				(B)=YT359Y,EU	(E)=							
				(C)=	(F)=							
No.	Lev.	Parts No.	Description	Q'ty							I	R
				(A)	(B)	(C)	(D)	(E)	(F)			
1	1	198072-60590	BOLT, M6X20	4	4							
2	1	1A8470-62201	GUIDE, LEVER L	1	1							
3	1	1A8475-62230	COVER, LEVER SUB	1	1							
4	1	197810-84840	RIVET, NYLON	8	8							

(A)=YT347Y,EU
(B)=YT359Y,EU
(C)=

(D)=
(E)=
(F)=

No.	Lev.	Parts No.	Description	Q'ty						I	R
				(A)	(B)	(C)	(D)	(E)	(F)		
1	1	1A8476-62380	PROTECTOR, EDGE	2	2						



No.	Lev.	Parts No.	Description	Q'ty						I	R
				(A)	(B)	(C)	(D)	(E)	(F)		
1	1	1A8486-62380	PROTECTOR, EDGE	2	2						

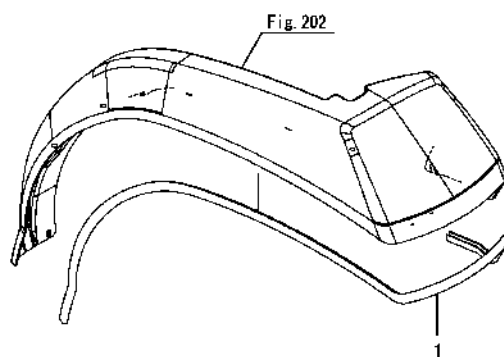
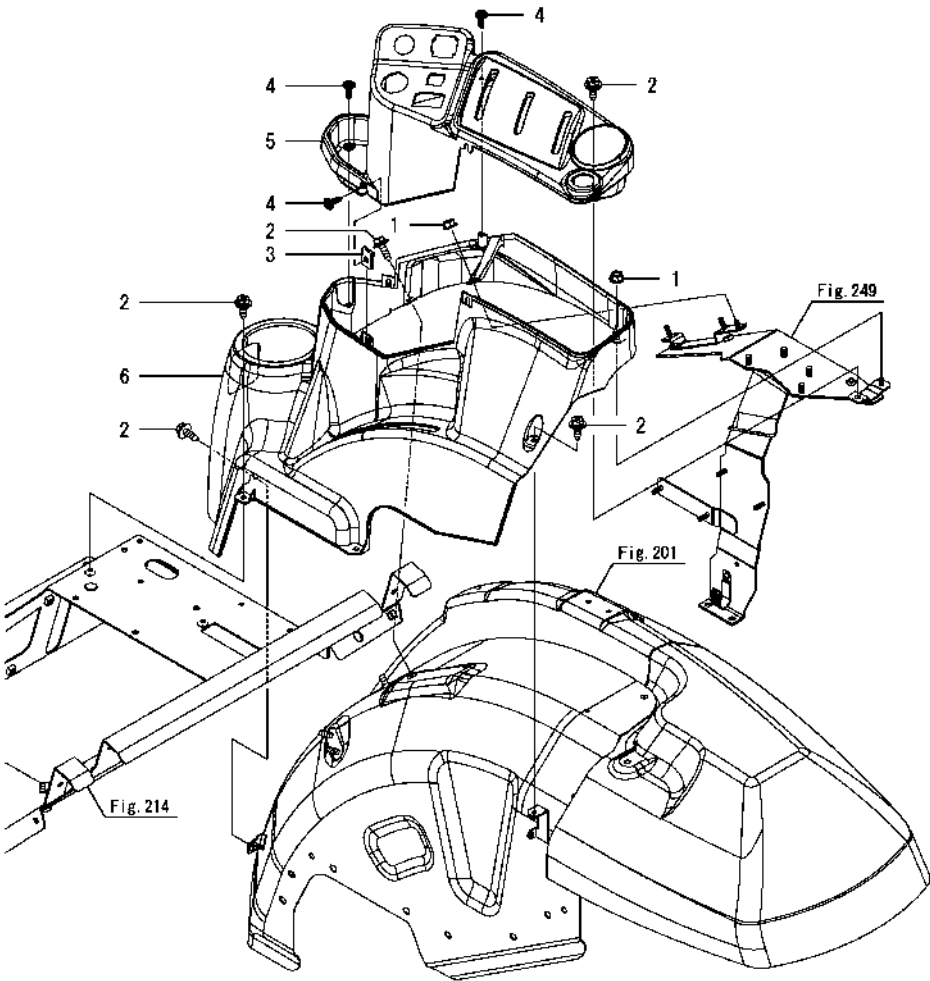


Fig.206. LEVER GUIDE(RIGHT)

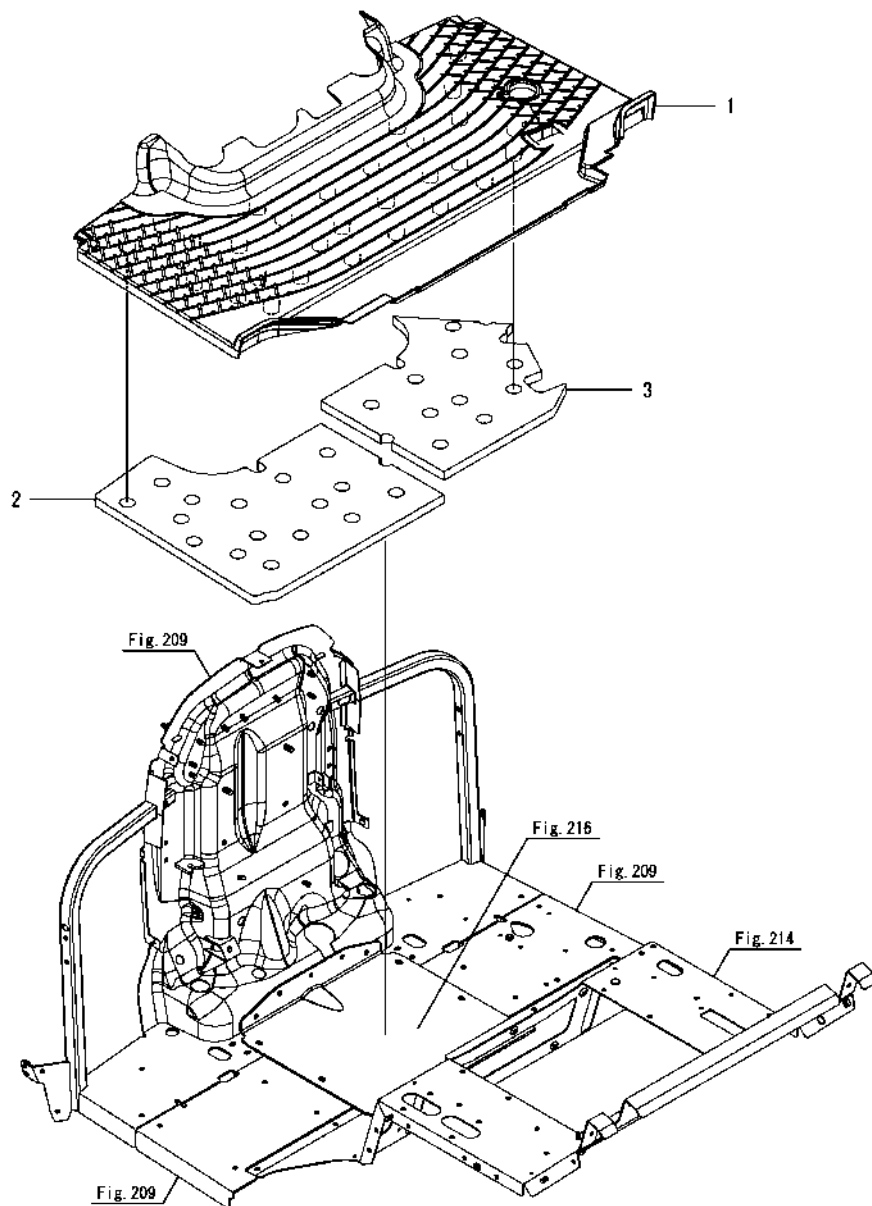


(A)=YT347Y,EU
(B)=YT359Y,EU
(C)=

(D)=
(E)=
(F)=

No.	Lev.	Parts No.	Description	Q'ty						I	R
				(A)	(B)	(C)	(D)	(E)	(F)		
1	1	194990-22130	NUT, M6	2	2						
2	1	198072-60590	BOLT, M6X20	6	6						
3	1	194145-61651	NUT, SPEED M5	2	2						
4	1	194940-61790	SCREW, TAPPING M5X16	4	4						
5	1	1A8475-62250	GUIDE, LEVER R UPPER	1	1						
6	1	1A8475-62260	GUIDE, LEVER R LOWER	1	1						

Fig.207. FLOOR MAT



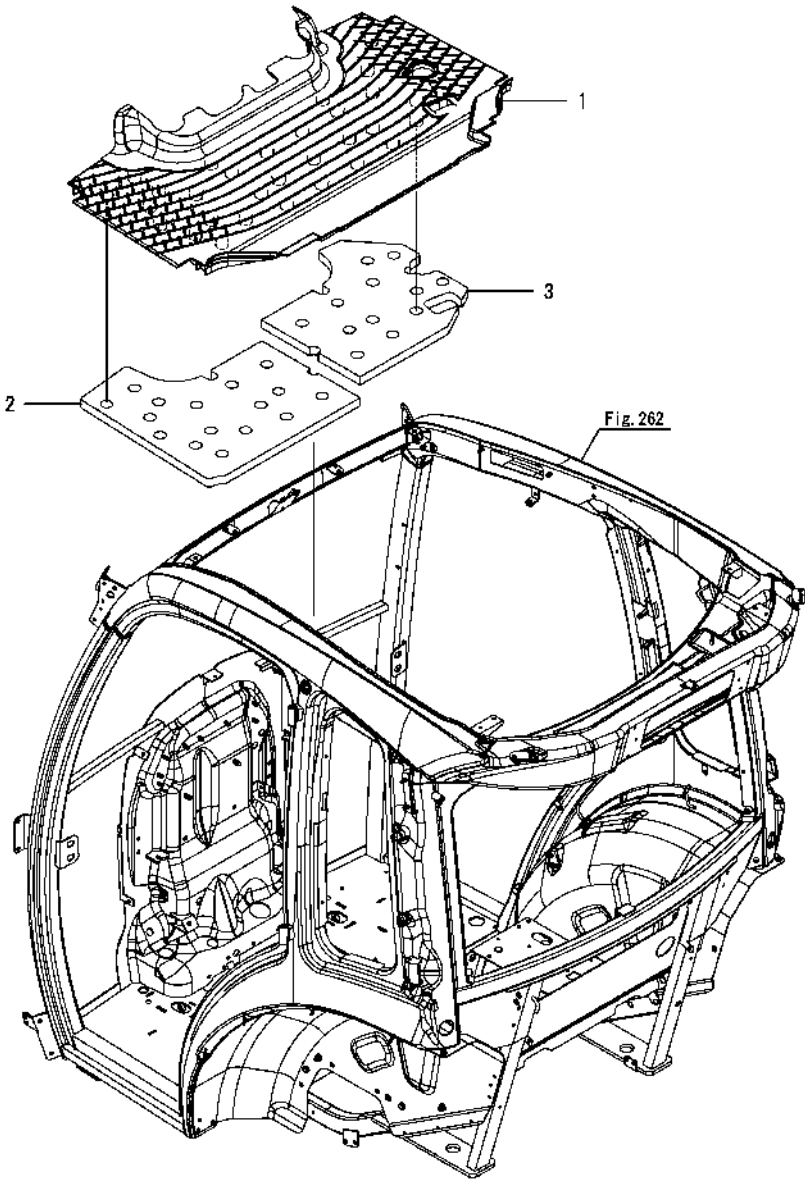
No.	Lev.	Parts No.	Description	Q'ty						I	R
				(A)	(B)	(C)	(D)	(E)	(F)		
1	1	1A8475-62350	MAT, FLOOR	1	1						
2	1	1A8475-62360	SHEET, MAT A	1	1						
3	1	1A8475-62370	SHEET, MAT B	1	1						

Fig.208. FLOOR MAT(CABIN)

(A)=YT347Y,EU
(B)=YT359Y,EU
(C)=

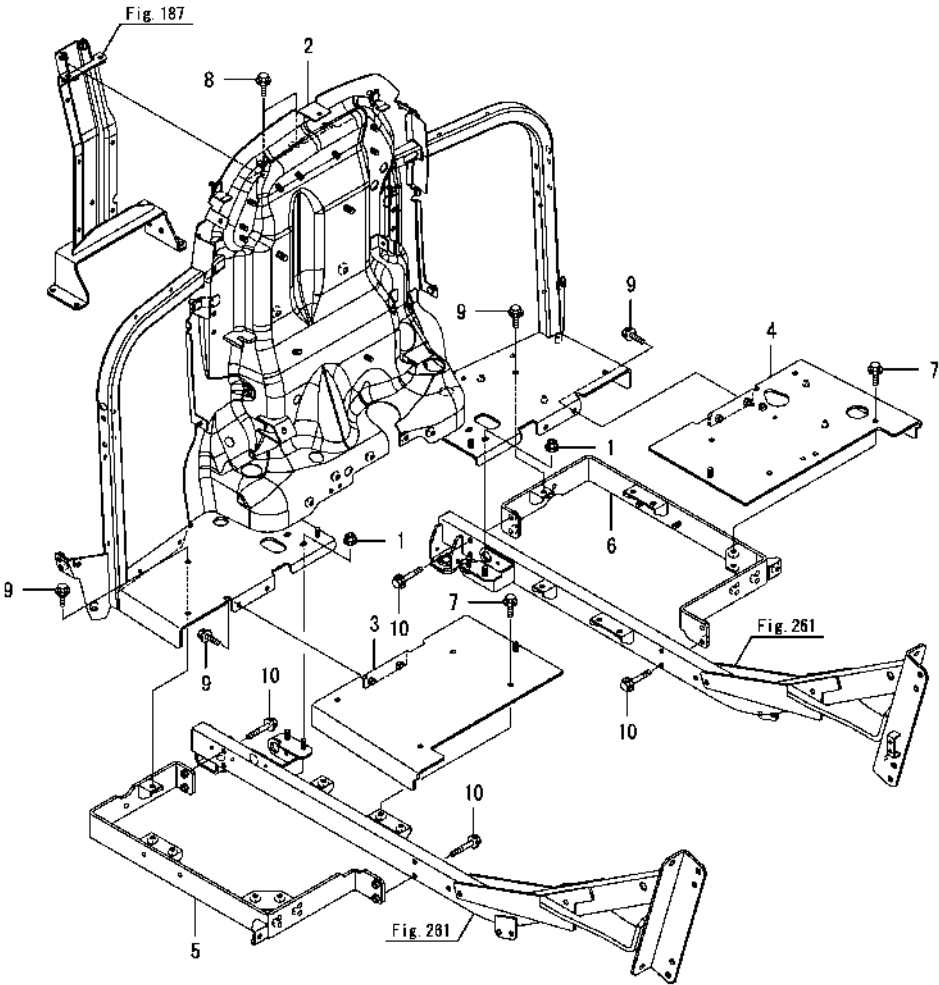
(D)=
(E)=
(F)=

No.	Lev.	Parts No.	Description	Q'ty						I	R
				(A)	(B)	(C)	(D)	(E)	(F)		
1	1	1A8485-62350	MAT, FLOOR	1	1						
2	1	1A8485-62361	ACOUSTIC ABSORBENT,A	1	1						
3	1	1A8485-62371	ACOUSTIC ABSORBENT,B	1	1						



(A)=YT347Y,EU
(B)=YT359Y,EU
(C)=

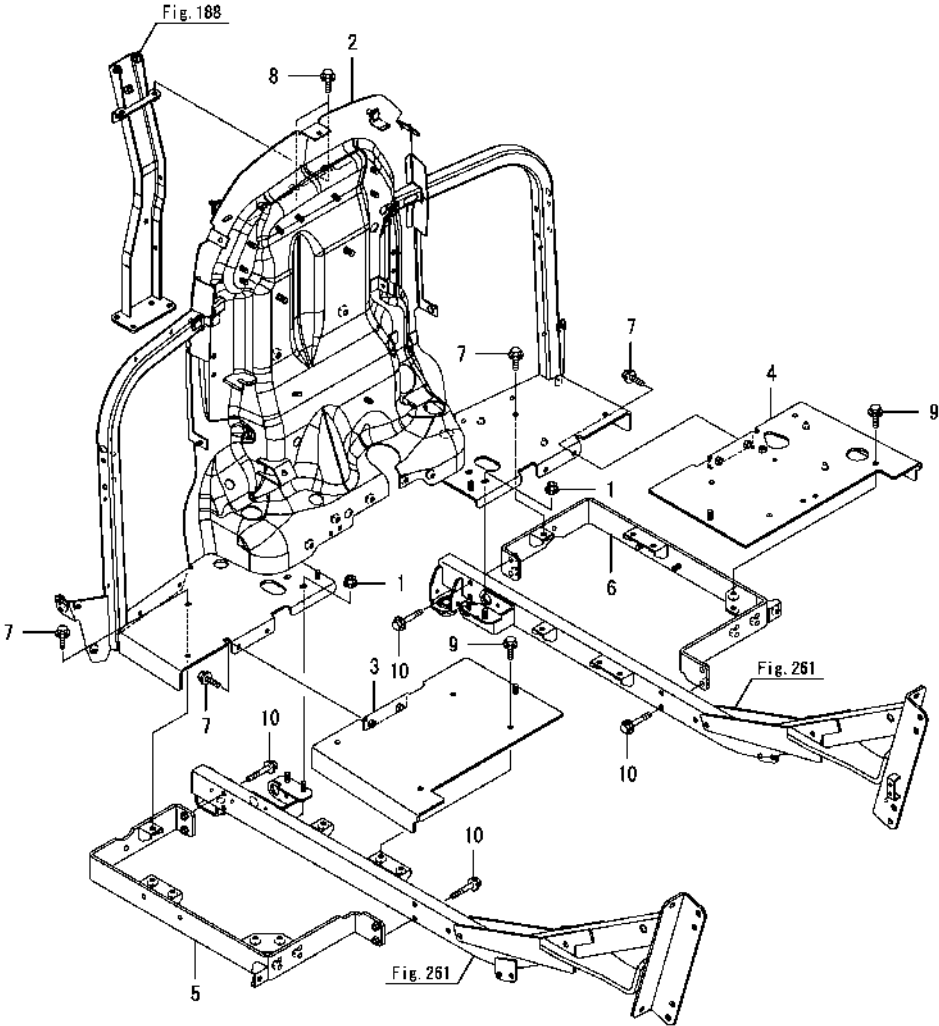
(D)=
(E)=
(F)=



No.	Lev.	Parts No.	Description	Q'ty						I	R
				(A)	(B)	(C)	(D)	(E)	(F)		
1	1	194990-22140	NUT, M8	4							
2	1	1A8470-61700	PLATE ASSY, SHIELD	1							
3	1	1A8470-62510	PLATE ASSY, FLOOR L	1							
4	1	1A8470-62520	PLATE ASSY, FLOOR R	1							
5	1	1A8470-62700	FRAME ASSY, STEP L	1							
6	1	1A8470-62710	FRAME ASSY, STEP R	1							
7	1	26106-080162	BOLT, M8X 16 PLATED	8							
8	1	26106-080162	BOLT, M8X 16 PLATED	2							
9	1	26106-080162	BOLT, M8X 16 PLATED	8							
10	1	26106-080502	BOLT, M8X 50 PLATED	8							

(A)=YT347Y,EU
(B)=YT359Y,EU
(C)=

(D)=
(E)=
(F)=



No.	Lev.	Parts No.	Description	Q'ty						I	R
				(A)	(B)	(C)	(D)	(E)	(F)		
1	1	194990-22140	NUT, M8		4						
2	1	1A8480-61700	PLATE ASSY, SHIELD		1						
3	1	1A8470-62510	PLATE ASSY, FLOOR L		1						
4	1	1A8470-62520	PLATE ASSY, FLOOR R		1						
5	1	1A8470-62700	FRAME ASSY, STEP L		1						
6	1	1A8470-62710	FRAME ASSY, STEP R		1						
7	1	26106-080162	BOLT, M8X 16 PLATED		8						
8	1	26106-080162	BOLT, M8X 16 PLATED		2						
9	1	26106-080162	BOLT, M8X 16 PLATED		8						
10	1	26106-080502	BOLT, M8X 50 PLATED		8						

Fig.211. SUB STEP(LEFT)

(D)=
(E)=
(F)=

No.	Lev.	Parts No.	Description	Q'ty						I	R
				(A)	(B)	(C)	(D)	(E)	(F)		
1	1	1A8486-58320	BOLT, 8X20	2	2						
2	1	1A8475-62770	M ASSY,SUB STEP L	1	1						
3	1	26106-080162	BOLT, M8X 16 PLATED	3	3						

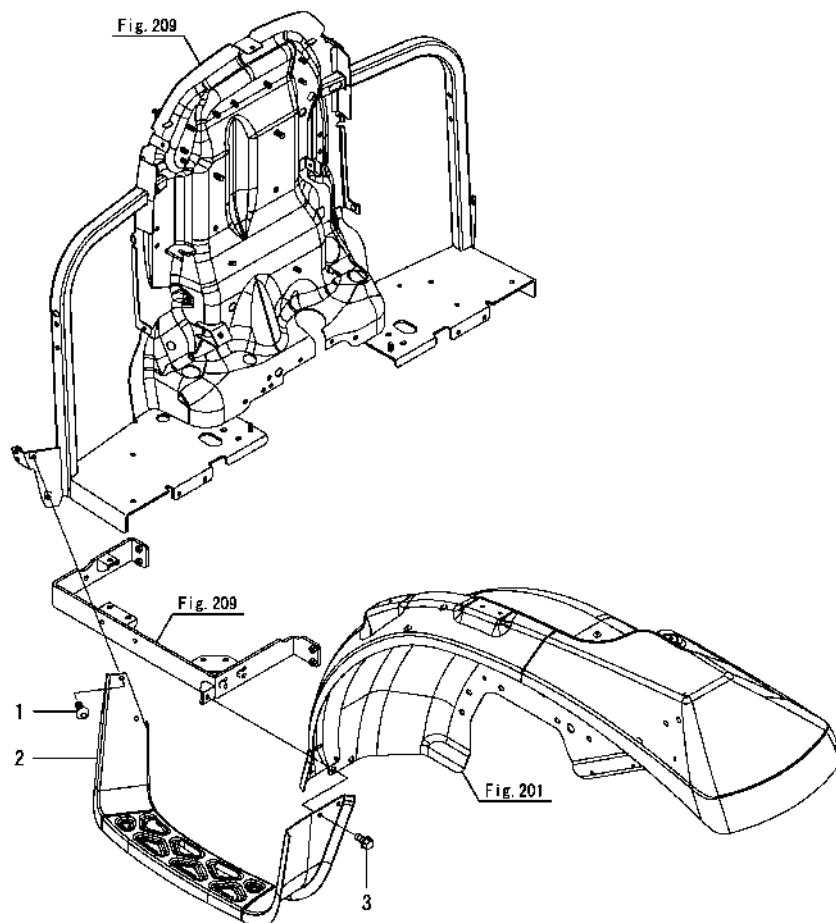
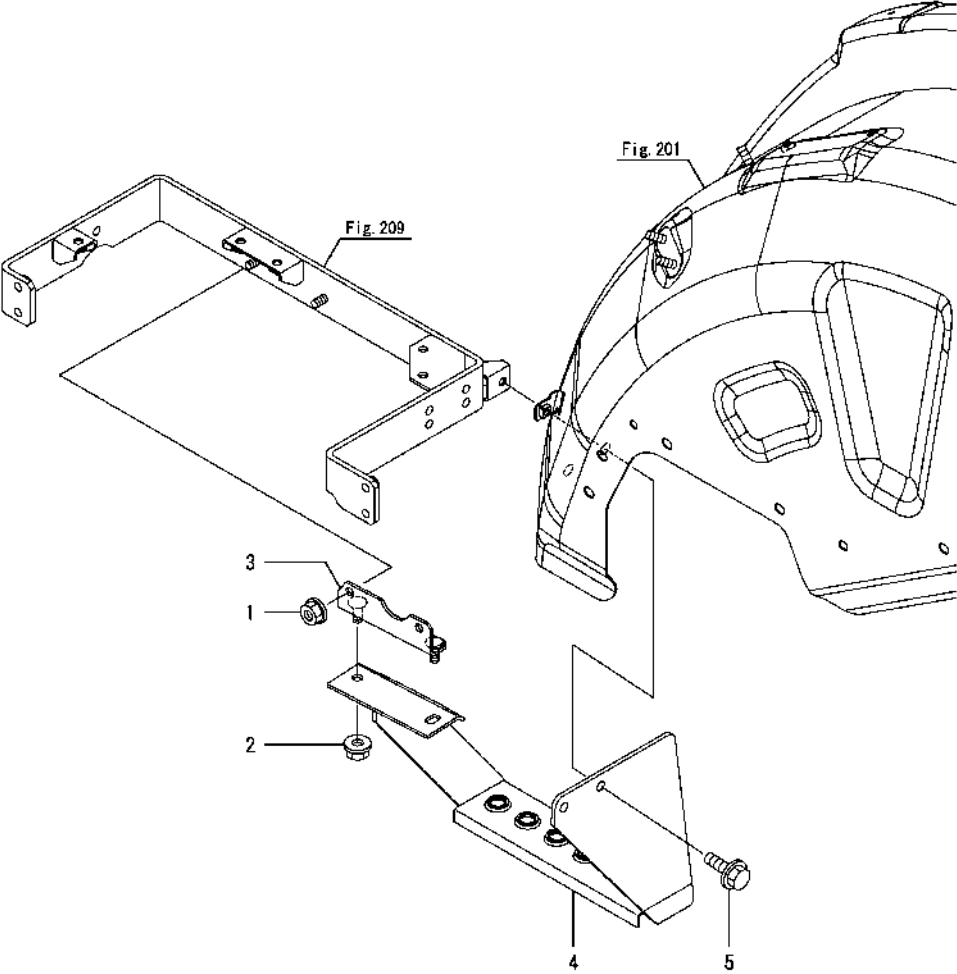


Fig.212. SUB STEP(RIGHT)

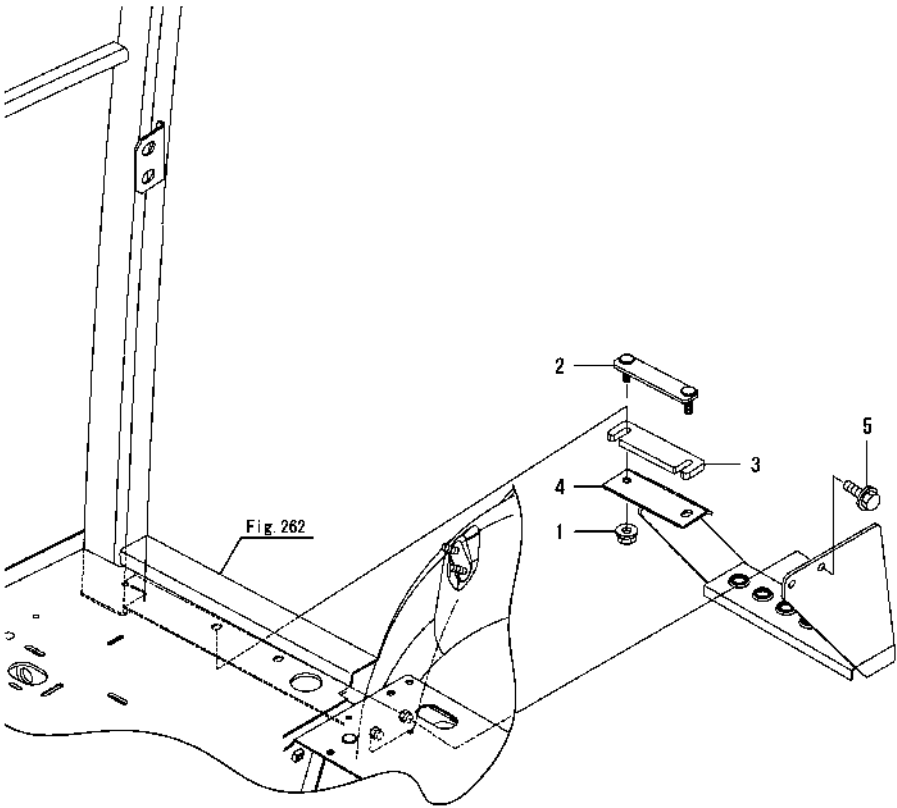
(A)=YT347Y,EU
(B)=YT359Y,EU
(C)=

(D)=
(E)=
(F)=



No.	Lev.	Parts No.	Description	Q'ty						I	R
				(A)	(B)	(C)	(D)	(E)	(F)		
1	1	194990-22140	NUT, M8	2	2						
2	1	194990-22140	NUT, M8	2	2						
3	1	1A8475-62570	STAY ASSY, SUB STEP	1	1						
4	1	1A8475-62811	STEP ASSY, SUB R	1	1						
5	1	198460-83350	BOLT, M8X16	2	2						

Fig.213. SUB STEP(RIGHT)(CABIN)



(A)=YT347Y,EU
(B)=YT359Y,EU
(C)=

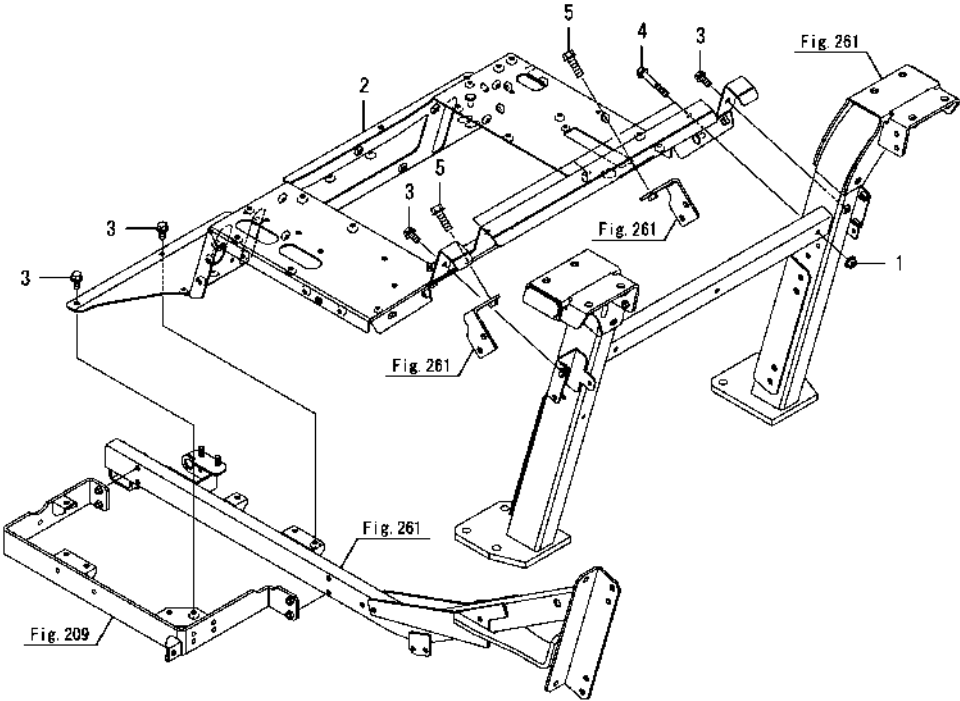
(D)=
(E)=
(F)=

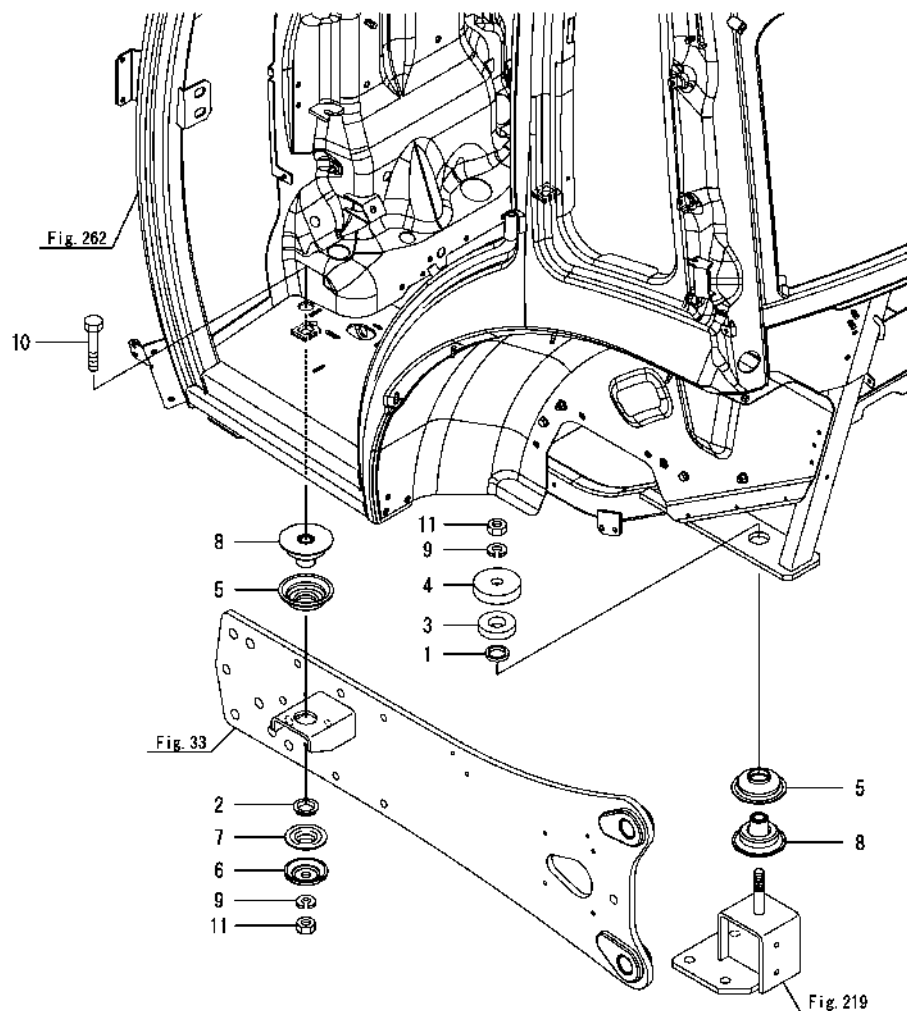
No.	Lev.	Parts No.	Description	Q'ty						I	R
				(A)	(B)	(C)	(D)	(E)	(F)		
1	1	194990-22140	NUT, M8	2	2						
2	1	1A8485-62570	STAY ASSY, SUB STEP	1	1						
3	1	1A8485-62590	SPACER	1	1						
4	1	1A8475-62811	STEP ASSY, SUB R	1	1						
5	1	198460-83350	BOLT, M8X16	2	2						

(A)=YT347Y,EU
(B)=YT359Y,EU
(C)=

(D)=
(E)=
(F)=

No.	Lev.	Parts No.	Description	Q'ty						I	R
				(A)	(B)	(C)	(D)	(E)	(F)		
1	1	194990-22140	NUT, M8	3	3						
2	1	1A8475-62881	COVER ASSY, DUST	1	1						
3	1	26106-080162	BOLT, M8X 16 PLATED	6	6						
4	1	26106-080502	BOLT, M8X 50 PLATED	3	3						
5	1	26106-100302	BOLT, M10X 30 PLATED	2	2						



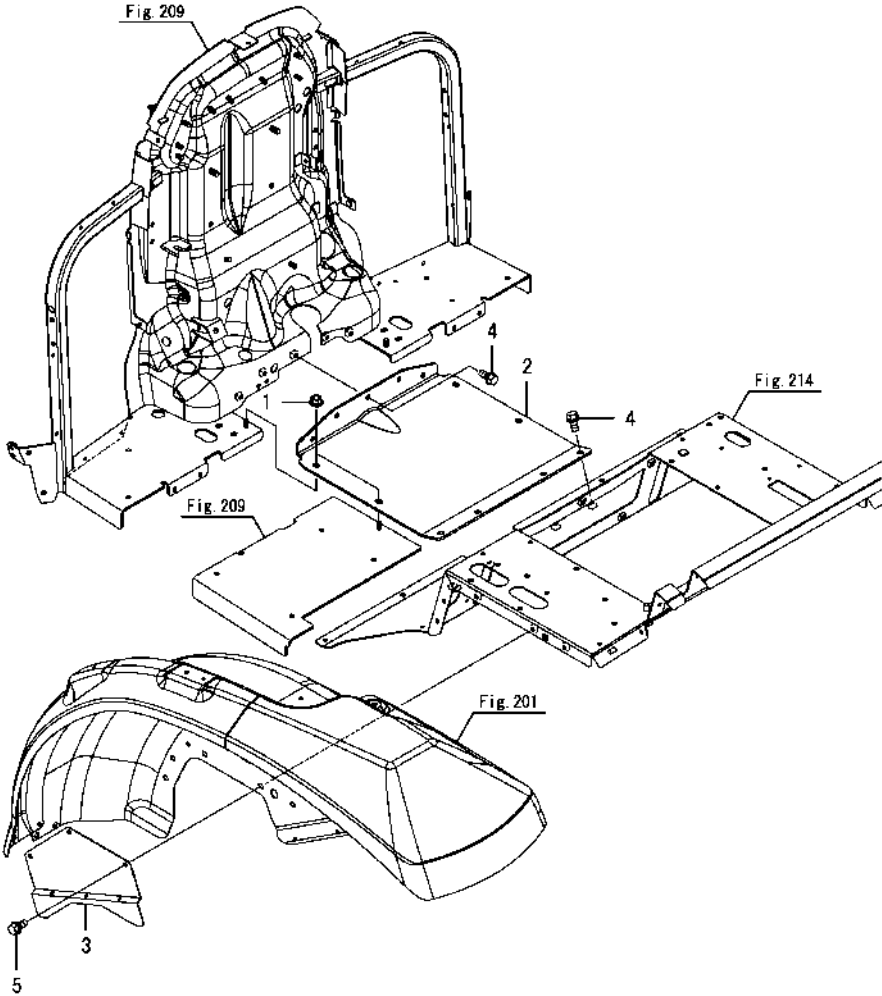


No.	Lev.	Parts No.	Description	Q'ty						I	R
				(A)	(B)	(C)	(D)	(E)	(F)		
1	1	198072-62790	RUBBER, STOPPER	2	2						
2	1	198094-62790	RUBBER, STOPPER	2	2						
3	1	198071-62800	MOUNT, UPPER	2	2						
4	1	198071-62890	STOPPER, U	2	2						
5	1	198071-62900	STOPPER, MOUNT	4	4						
6	1	198200-62910	STOPPER, U	2	2						
7	1	198200-62970	MOUNT, UPPER	2	2						
8	1	1A8110-62990	MOUNT, LOWER	4	4						
9	1	22217-140000	WASHER, SPRING 14	4	4						
10	1	26116-140752	BOLT, M14X 75 PLATED	2	2						
11	1	26716-140002	NUT, M14	4	4						

(A)=YT347Y,EU
(B)=YT359Y,EU
(C)=

(D)=
(E)=
(F)=

No.	Lev.	Parts No.	Description	Q'ty						I	R
				(A)	(B)	(C)	(D)	(E)	(F)		
1	1	194990-22140	NUT, M8	4	4						
2	1	1A8470-62300	PLATE, FLOOR CENTER	1	1						
3	1	1A8470-62860	GUARD, SIDE	2	2						
4	1	26106-080162	BOLT, M8X 16 PLATED	9	9						
5	1	26106-080162	BOLT, M8X 16 PLATED	6	6						



(A)=YT347Y,EU
(B)=YT359Y,EU
(C)=

(D)=
(E)=
(F)=

No.	Lev.	Parts No.	Description	Q'ty						I	R
				(A)	(B)	(C)	(D)	(E)	(F)		
1	1	1A7450-62320	RIVET, NYLON	10	10						
2	1	1A8476-62410	GUARD, DUST	2	2						

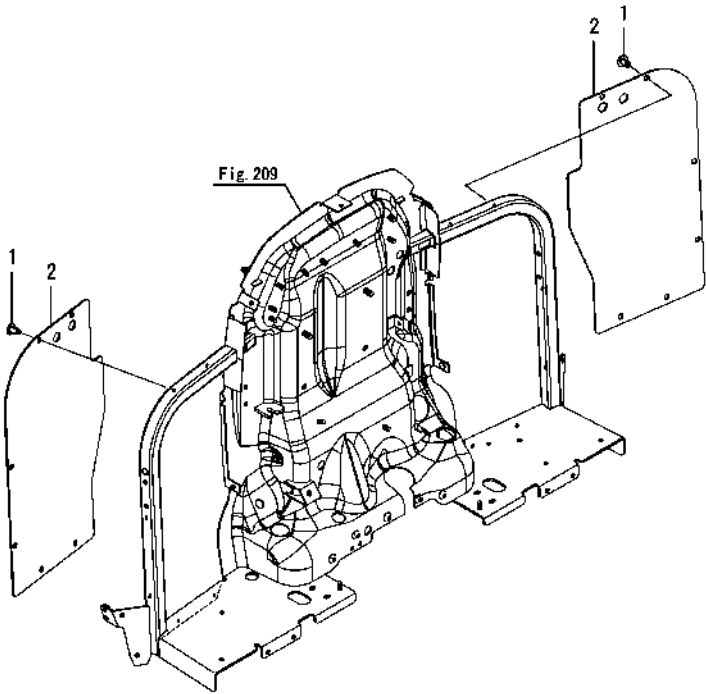
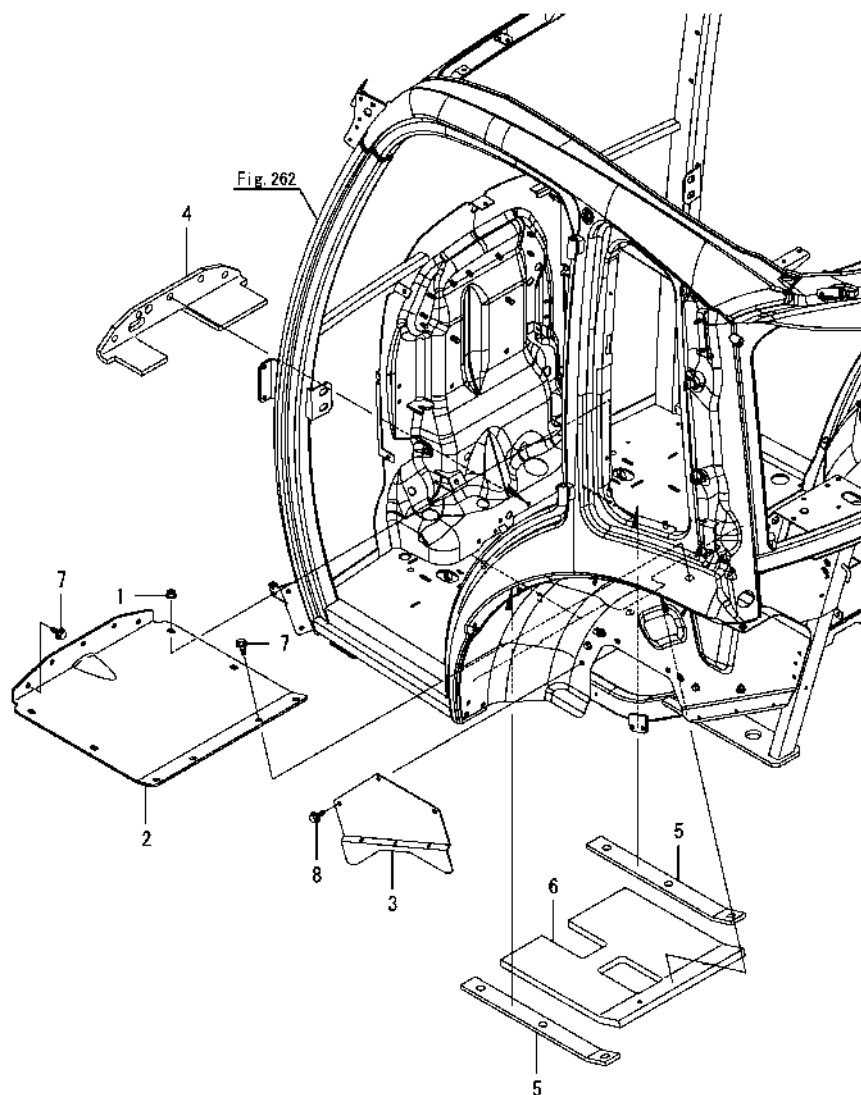
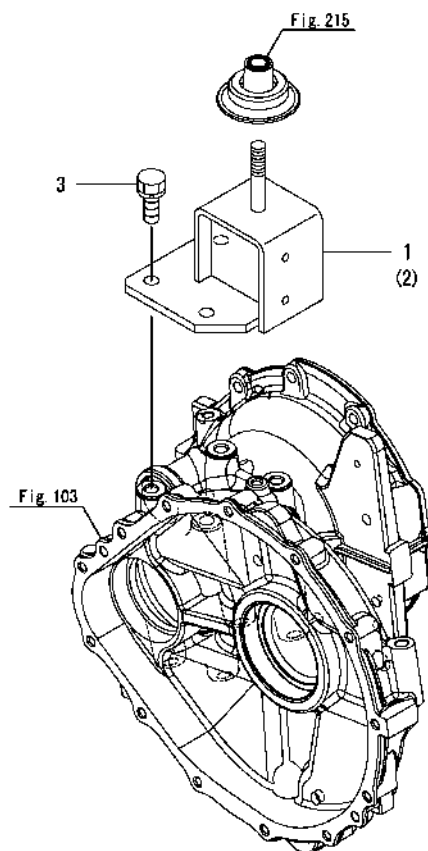


Fig.218. SIDE GUARD(CABIN)

(D)=
(E)=
(F)=



No.	Lev.	Parts No.	Description	Q'ty						I	R
				(A)	(B)	(C)	(D)	(E)	(F)		
1	1	194990-22140	NUT, M8	4	4						
2	1	1A8470-62300	PLATE, FLOOR CENTER	1	1						
3	1	1A8470-62860-1	GUARD, SIDE	2	2						
4	1	1A7210-84870	SEAL, FLOOR PLATE A	1	1						
5	1	1A8484-84880	SEAL, FLOOR PLATE B	2	2						
6	1	1A8484-84890	SEAL, FLOOR CENTER	1	1						
7	1	26106-080162	BOLT, M8X 16 PLATED	9	9						
8	1	26106-080162	BOLT, M8X 16 PLATED	6	6						

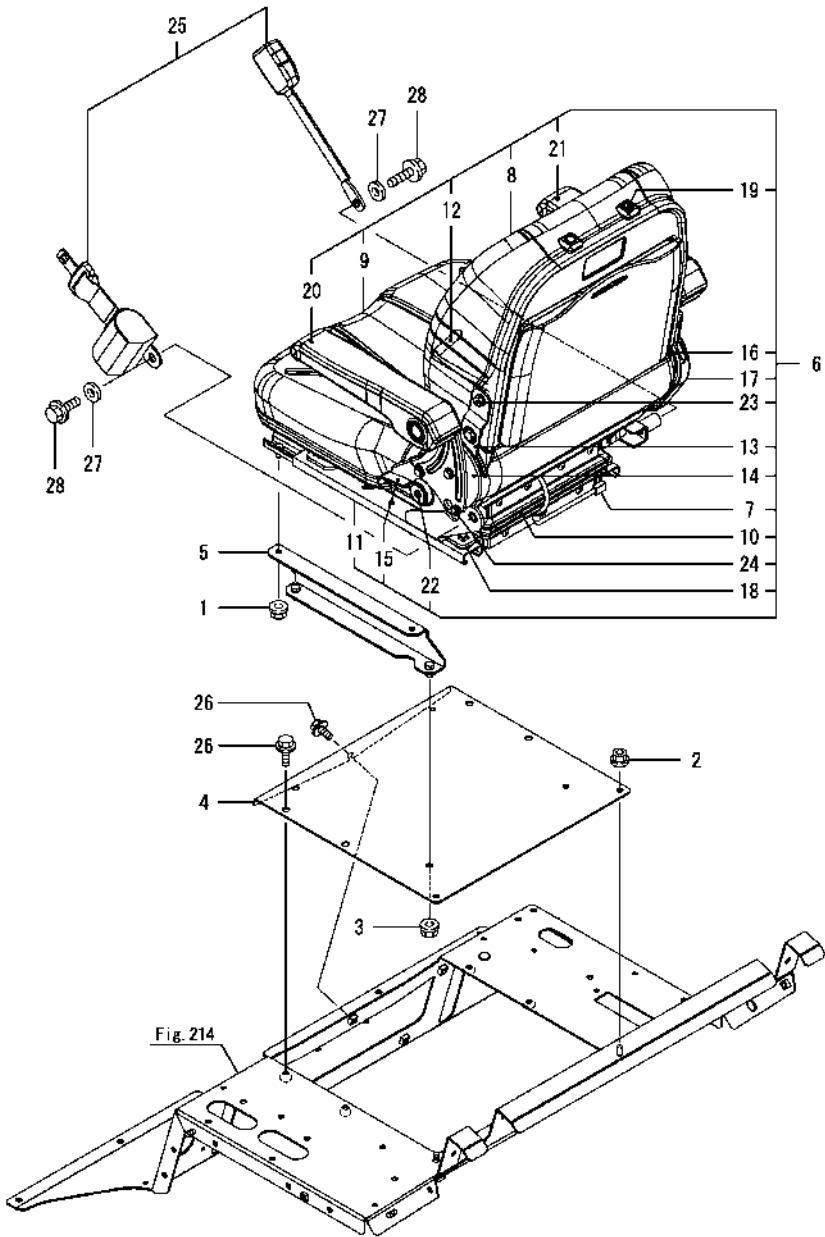


No.	Lev.	Parts No.	Description	(A)=YT347Y,EU		(D)=		(B)=YT359Y,EU		(E)=		I	R
				(C)=	(F)=	(A)	(B)	(C)	(D)	(E)	(F)		
1	1	1A7180-62920	STAY ASSY, MOUNT L			1	1						
2	1	1A7180-62930	STAY ASSY, MOUNT R			1	1						
3	1	26013-140352	BOLT. M14X 35			6	6						

Fig.220. DRIVER SEAT

(A)=YT347Y,EU
(B)=YT359Y,EU
(C)=

(D)=
(E)=
(F)=

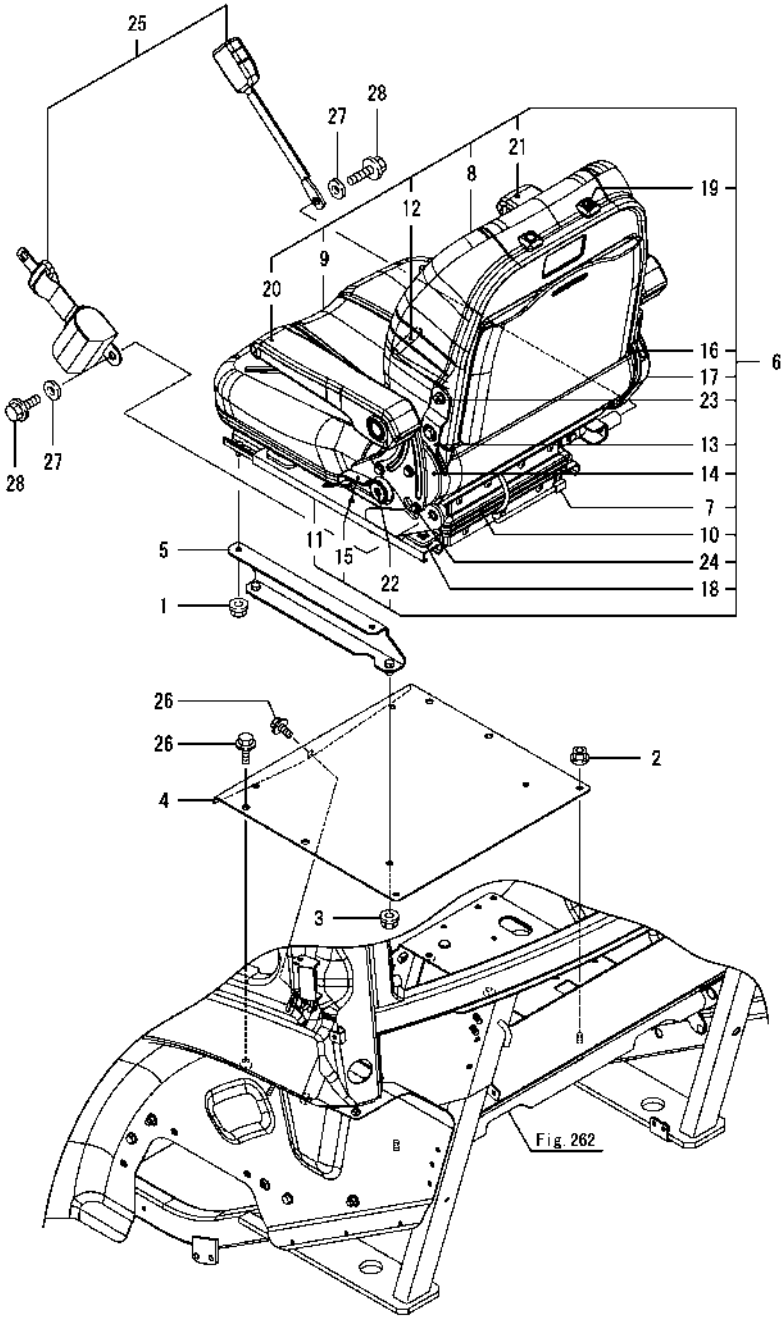


No.	Lev.	Parts No.	Description	Q'ty						I	R
				(A)	(B)	(C)	(D)	(E)	(F)		
1	1	194990-22140	NUT, M8	4	4						
2	1	194990-22140	NUT, M8	2	2						
3	1	194990-22140	NUT, M8	4	4						
4	1	1A8470-62840	COVER, DUST B	1	1						
5	1	1A8475-63050	STAY, SEATRAIL	2	2						
6	1	1A8475-63102	SEAT ASSY	1	1						
7	2	1A8475-52250	SWITCH ASSY, SEAT	1	1						
8	2	1A8470-63750	CUSHION,B SEAT	1	1						
9	2	1A8470-63760	CUSHION, SEAT	1	1						
10	2	1A8470-63800	SUSPENSION ASSY	1	1						
11	2	1A8470-63810	RAIL ASSY	1	1						
12	2	1A8470-63820	RAIL ASSY, R	1	1						
13	2	1A8470-63830	ADJUSTER ASSY, SEAT	1	1						
14	2	1A8470-63840	COVER, RECLINER	1	1						
15	2	1A8470-63850	LEVER, RECLINER	1	1						
16	2	1A8470-63860	HINGE ASSY	1	1						
17	2	1A8470-63870	COVER, HINGE	1	1						
18	2	1A8470-63880	BUSH	4	4						
19	2	1A8470-63890	CAP	2	2						
20	2	1A8475-63910	ARMREST, L	1	1						
21	2	1A8475-63920	ARMREST, R	1	1						
22	2	1A8470-63950	BOLT, M5X16	1	1						
23	2	1A8470-63960	BOLT, FLANGE M10X25	8	8						
24	2	1A8470-63970	BOLT, FLANGE M8X25	14	14						
25	1	1A8160-63401	SEATBELT ASSY	1	1						
26	1	198460-83350	BOLT, M8X16	5	5						
27	1	22137-120000	WASHER, 12	2	2						
28	1	26106-120252	BOLT, M12X 25 PLATED	2	2						

Fig.221. DRIVER SEAT(CABIN)

(A)=YT347Y,EU
(B)=YT359Y,EU
(C)=

(D)=
(E)=
(F)=



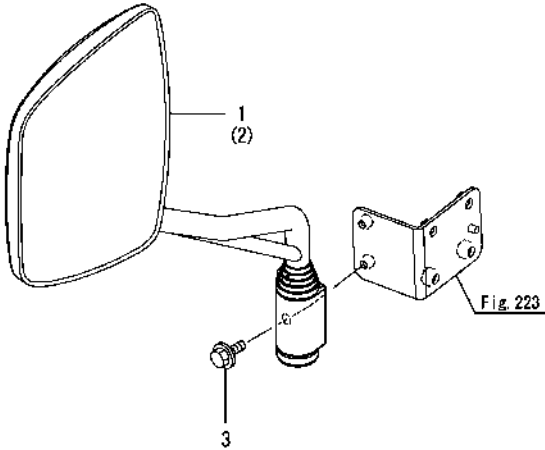
No.	Lev.	Parts No.	Description	Q'ty						I	R
				(A)	(B)	(C)	(D)	(E)	(F)		
1	1	194990-22140	NUT, M8	4	4						
2	1	194990-22140	NUT, M8	2	2						
3	1	194990-22140	NUT, M8	4	4						
4	1	1A8470-62840	COVER, DUST B	1	1						
5	1	1A8475-63050	STAY, SEATRAIL	2	2						
6	1	1A8485-63102	SEAT ASSY	1	1						
7	2	1A8475-52250	SWITCH ASSY, SEAT	1	1						
8	2	1A8484-63750	CUSHION,B SEAT	1	1						
9	2	1A8484-63760	CUSHION, SEAT	1	1						
10	2	1A8470-63800	SUSPENSION ASSY	1	1						
11	2	1A8470-63810	RAIL ASSY	1	1						
12	2	1A8470-63820	RAIL ASSY, R	1	1						
13	2	1A8470-63830	ADJUSTER ASSY, SEAT	1	1						
14	2	1A8470-63840	COVER, RECLINER	1	1						
15	2	1A8470-63850	LEVER, RECLINER	1	1						
16	2	1A8470-63860	HINGE ASSY	1	1						
17	2	1A8470-63870	COVER, HINGE	1	1						
18	2	1A8470-63880	BUSH	4	4						
19	2	1A8470-63890	CAP	2	2						
20	2	1A8475-63910	ARMREST, L	1	1						
21	2	1A8475-63920	ARMREST, R	1	1						
22	2	1A8470-63950	BOLT, M5X16	1	1						
23	2	1A8470-63960	BOLT, FLANGE M10X25	8	8						
24	2	1A8470-63970	BOLT, FLANGE M8X25	14	14						
25	1	1A8160-63401	SEATBELT ASSY	1	1						
26	1	198460-83350	BOLT, M8X16	5	5						
27	1	22137-120000	WASHER, 12	2	2						
28	1	26106-120252	BOLT, M12X 25 PLATED	2	2						

Fig.222. REARVIEW MIRROR

(A)=YT347Y,EU
(B)=YT359Y,EU
(C)=

(D)=
(E)=
(F)=

No.	Lev.	Parts No.	Description	Q'ty						I	R
				(A)	(B)	(C)	(D)	(E)	(F)		
1	1	1A8330-64600	MIRROR ASSY,REAR L	1	1						
2	1	1A8476-64610	MIRROR ASSY,REAR R	1	1						
3	1	26106-060202	BOLT, M6X 20 PLATED	4	4						



(A)=YT347Y,EU
(B)=YT359Y,EU
(C)=

(D)=
(E)=
(F)=

No.	Lev.	Parts No.	Description	Q'ty						I	R
				(A)	(B)	(C)	(D)	(E)	(F)		
1	1	1A1250-23520	COLLAR, 9.213.829	8	8						
2	1	1A8476-82500	GRIP ASSY, ASIST	2	2						
3	1	1A8476-82540	BRACKET ASSY, MIRROR	2	2						
4	1	26106-080552	BOLT, M8X 55 PLATED	8	8						

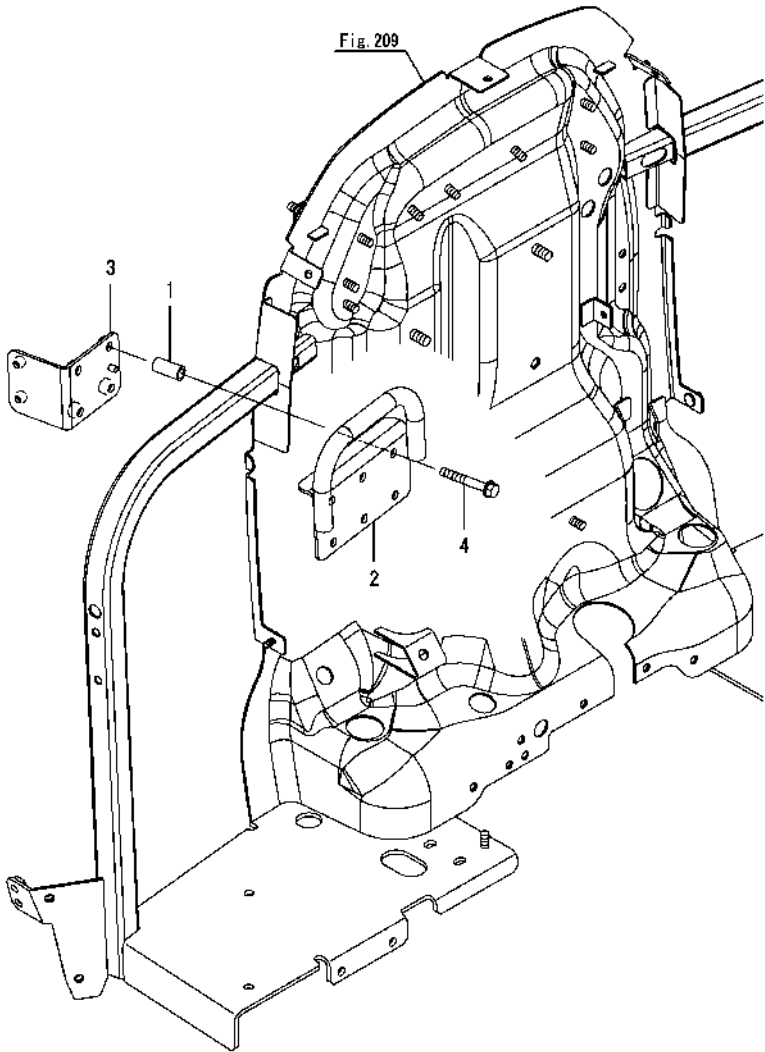
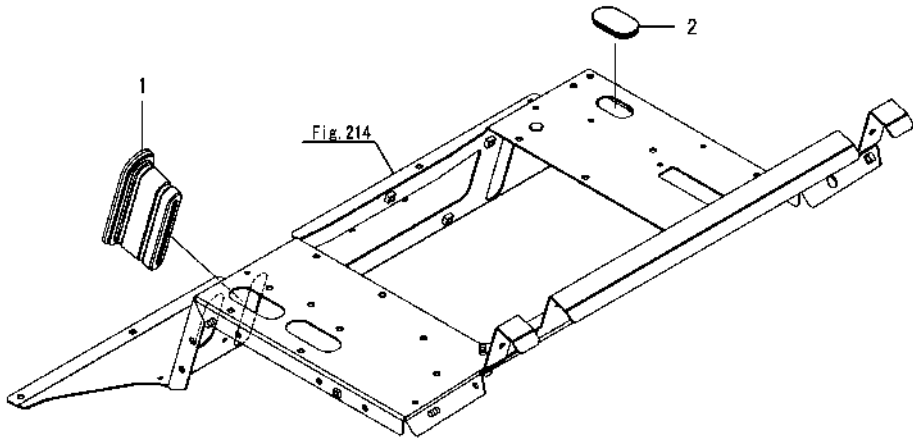


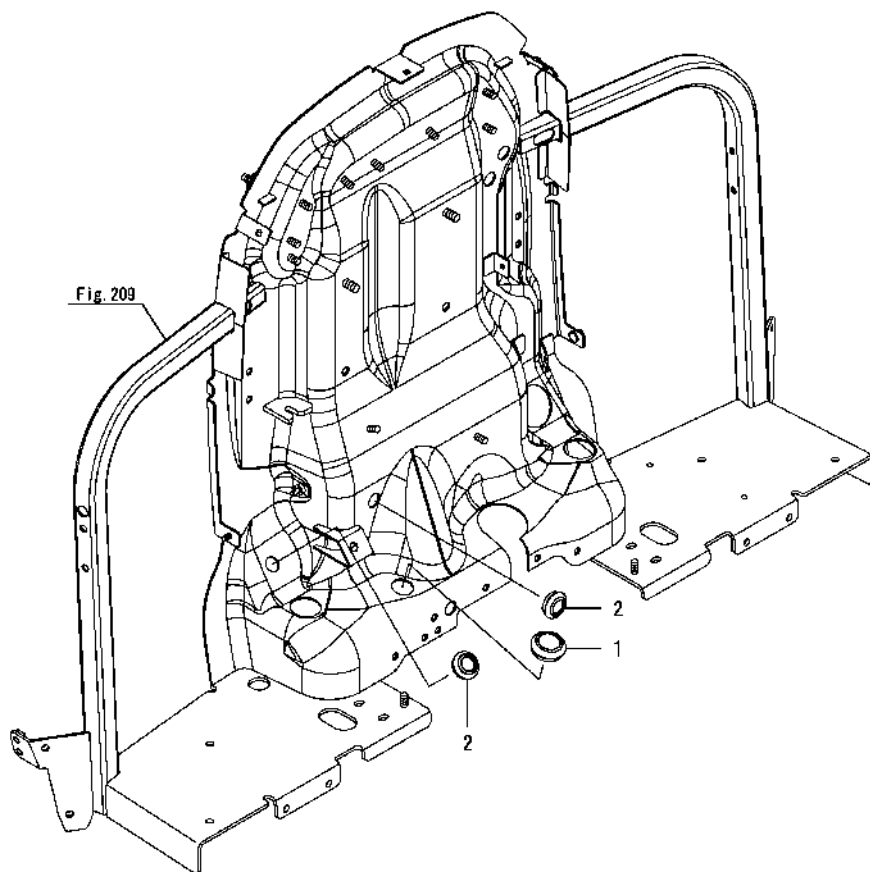
Fig.224. SEAL(DUST COVER)

(A)=YT347Y,EU
(B)=YT359Y,EU
(C)=

(D)=
(E)=
(F)=

No.	Lev.	Parts No.	Description	Q'ty						I	R
				(A)	(B)	(C)	(D)	(E)	(F)		
1	1	1A8470-33200	BOOT, DIFF LOCK	1	1						
2	1	1A8484-63690	GROMMET	1	1						





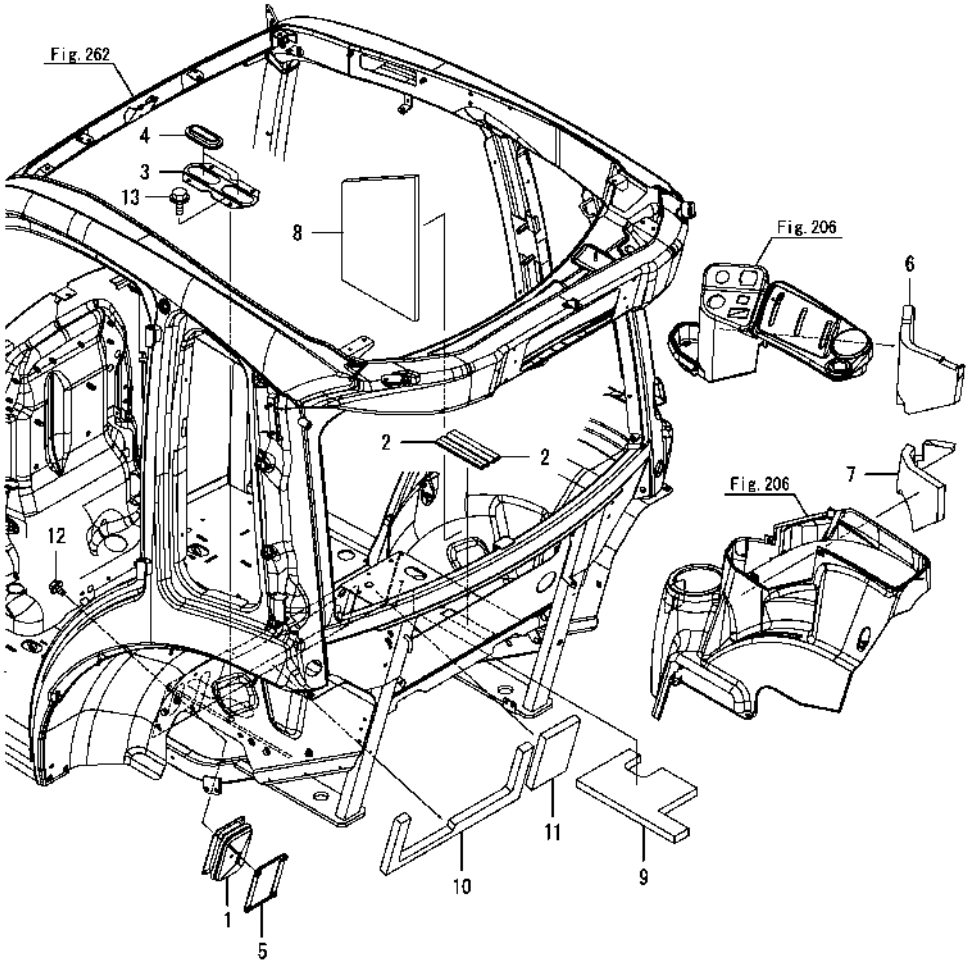
No.	Lev.	Parts No.	Description	Q'ty					
				(A)	(B)	(C)	(D)	(E)	(F)
1	1	194180-61980	GROMMET, 24	1	1				
2	1	197810-83220	GROMMET, 18	2	2				

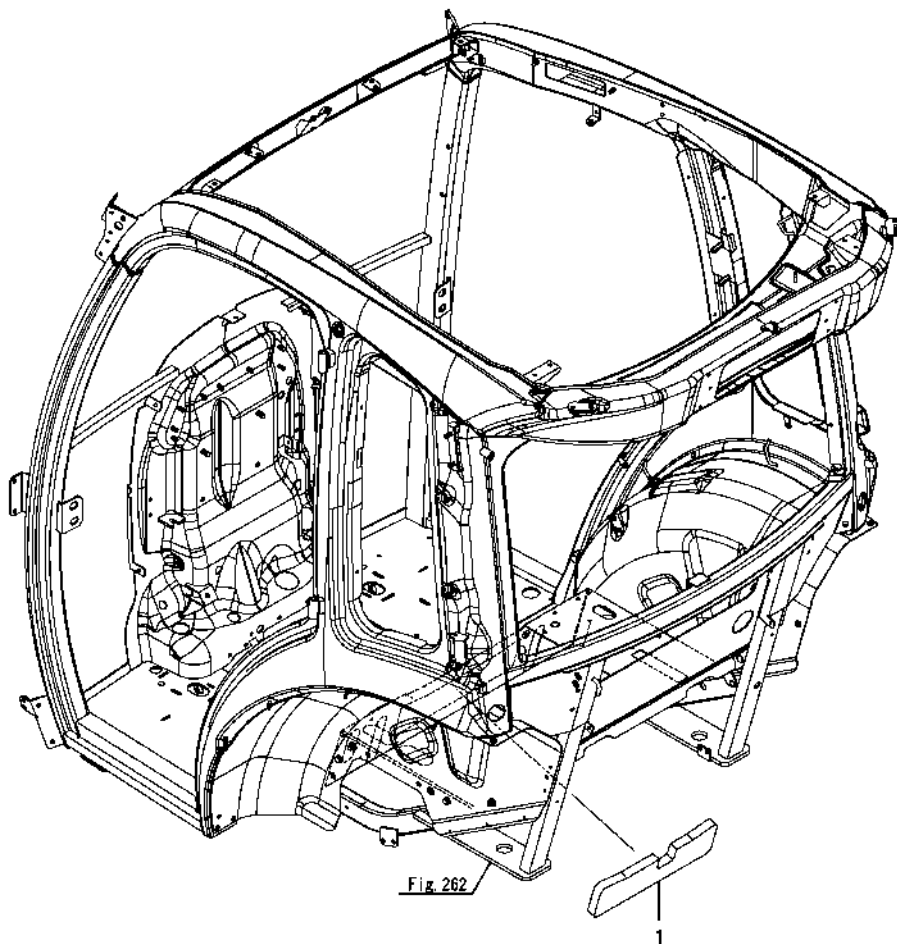
Fig.226. SEAL(1)(CABIN)

(A)=YT347Y,EU
(B)=YT359Y,EU
(C)=

(D)=
(E)=
(F)=

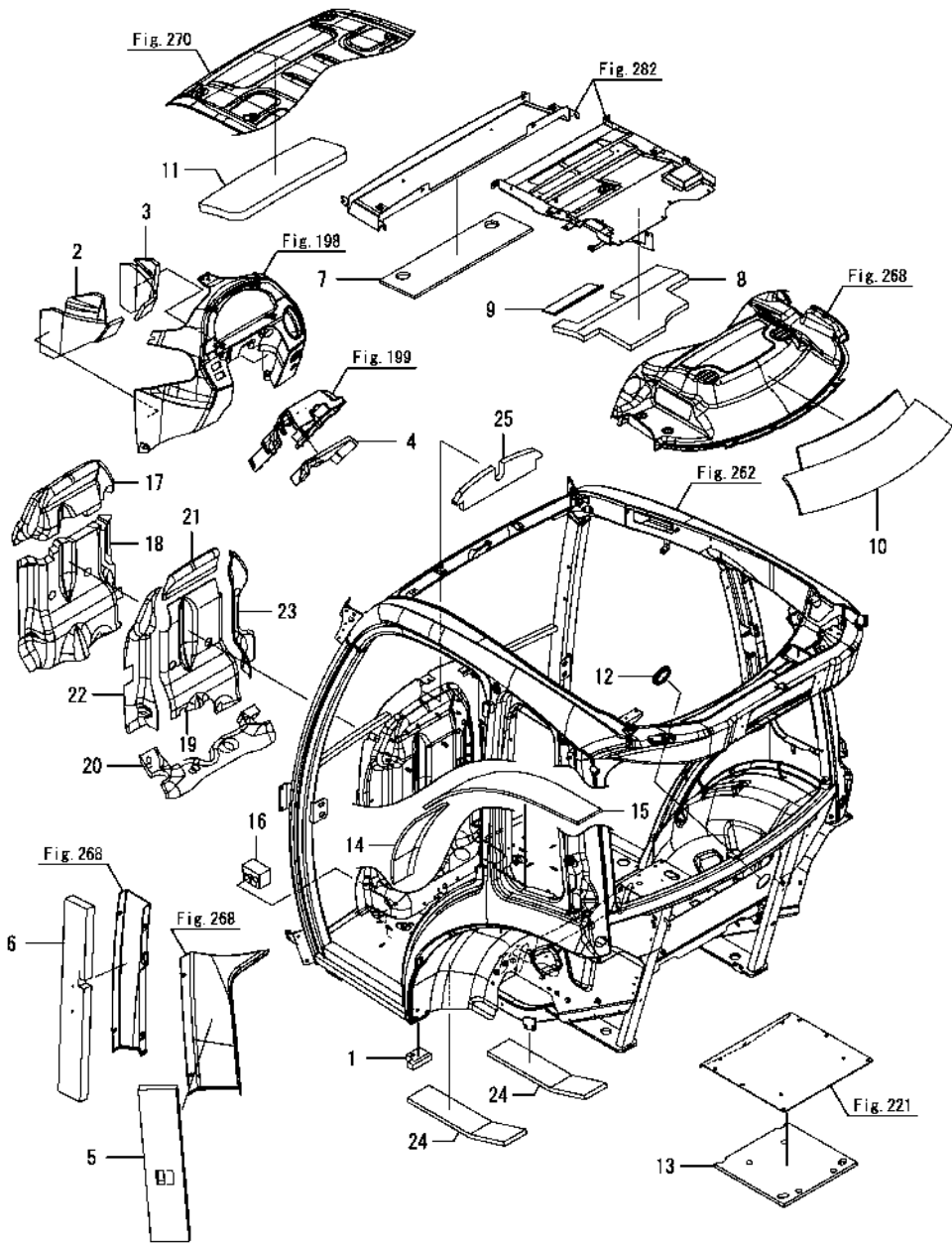
No.	Lev.	Parts No.	Description	Q'ty						I	R
				(A)	(B)	(C)	(D)	(E)	(F)		
1	1	198094-62870	BOOT, PTO	1	1						
2	1	1A8484-62980	SEAL,WEATHER.143	2	2						
3	1	1A8475-67710	RETAINER, BOOT	1	1						
4	1	1A8484-67790	BOOT, LEVER	2	2						
5	1	1A8475-68301	RETAINER, PTO BOOT	1	1						
6	1	1A8484-84500	ACOUSTIC ABSORBENT	1	1						
7	1	1A8484-84511	URETHANE,LEVER GUIDE	1	1						
8	1	1A8485-84670	SOUNDPROOF, R	1	1						
9	1	1A8485-84830	ACOUSTIC ABSORBENT	1	1						
10	1	1A8484-84841	ACOUSTIC ABSORBENT	1	1						
11	1	1A8485-84860	ACOUSTIC ABSORBENT	1	1						
12	1	26106-060122	BOLT, M6X 12 PLATED	4	4						
13	1	26106-080162	BOLT, M8X 16 PLATED	2	2						





No.	Lev.	Parts No.	Description	Q'ty						I R
				(A)	(B)	(C)	(D)	(E)	(F)	
1	1	1A8485-84850	ACOUSTIC ABSORBENT	1	1					

Fig.228. SEAL(3)(CABIN)



							OCNP6-M04380 Fig.228					
							(A)=YT347Y,EU (B)=YT359Y,EU (C)=		(D)= (E)= (F)=			
No.	Lev.	Parts No.	Description	Q'ty				I	R			
				(A)	(B)	(C)	(D)	(E)	(F)			
1	1	1A8484-84170	URETHANE	2	2							
2	1	1A8484-84230	SHEET, DASHBOARD L	1	1							
3	1	1A8484-84241	SHEET, DASHBOARD R	1	1							
4	1	1A8484-84260	SHEET, COLUMN COVER	1	1							
5	1	1A8484-84281	ACOUSTIC ABSORBENT	2	2							
6	1	1A8484-84300	ACOUSTIC ABSORBENT	2	2							
7	1	1A8484-84350	ACOUSTIC ABSORBENT	1	1							
8	1	1A8484-84360	ACOUSTIC ABSORBENT	1	1							
9	1	1A8484-84370	ACOUSTIC ABSORBENT	1	1							
10	1	1A8484-84380	ACOUSTIC ABSORBENT	1	1							
11	1	1A8484-84390	ACOUSTIC ABSORBENT	1	1							
12	1	1A7210-84410	CAP, 60	1	1							
13	1	1A7210-84521	INSULATOR, DUST BB	1	1							
14	1	1A8485-84650	SOUNDPROOF, L A	1	1							
15	1	1A8485-84660	SOUNDPROOF, L B	1	1							
16	1	1A8484-84680	SEAL, HOSE F	2	2							
17	1	1A8484-84710	URETHANE, AIR SHIELD	1	1							
18	1	1A8484-84722	URETHANE, AIR SHIELD	1	1							
19	1	1A8484-84732	SHEET, DAMPING	1	1							
20	1	1A8484-84740	URETHANE, AIR SHIELD	1	1							
21	1	1A8484-84771	SHEET, DAMPING	1	1							
22	1	1A8484-84780	SHEET, DAMPING	1	1							
23	1	1A8484-84791	SHEET, DAMPING	1	1							
24	1	1A7210-84810	MATERIAL, ACOUSTIC	2	2							
25	1	1A8484-84910	ACOUSTIC ABSORBENT,	1	1							

Fig.229. SEAL(4)(CABIN)

(A)=YT347Y,EU
(B)=YT359Y,EU
(C)=

(D)=
(E)=
(F)=

No.	Lev.	Parts No.	Description	Q'ty						I	R
				(A)	(B)	(C)	(D)	(E)	(F)		
1	1	194300-21460	CAP, RUBBER 25	2	2						
2	1	198129-63691	GROMMET	2	2						
3	1	1A8484-84270	SHEET, COLUMN COVER	1	1						

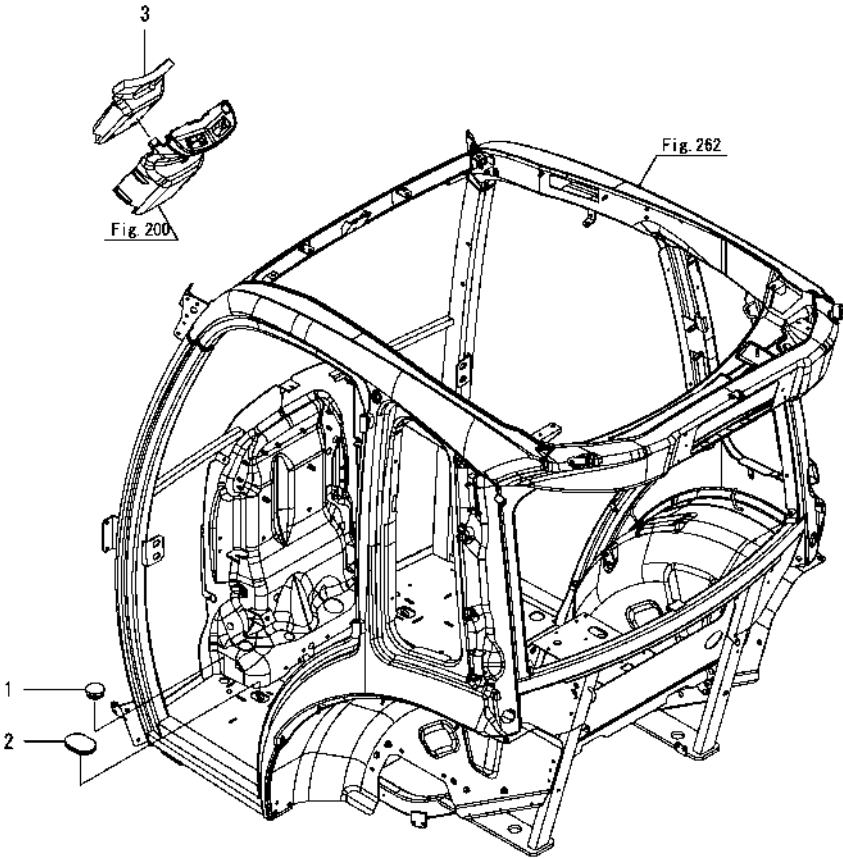


Fig.230. LABEL(1)

(A)=YT347Y,EU
(B)=YT359Y,EU
(C)=

(D)=
(E)=
(F)=

No.	Lev.	Parts No.	Description	Q'ty						I	R
				(A)	(B)	(C)	(D)	(E)	(F)		
1	1	1A8475-65050	LABEL, MODEL YT347	2							

1
YT347

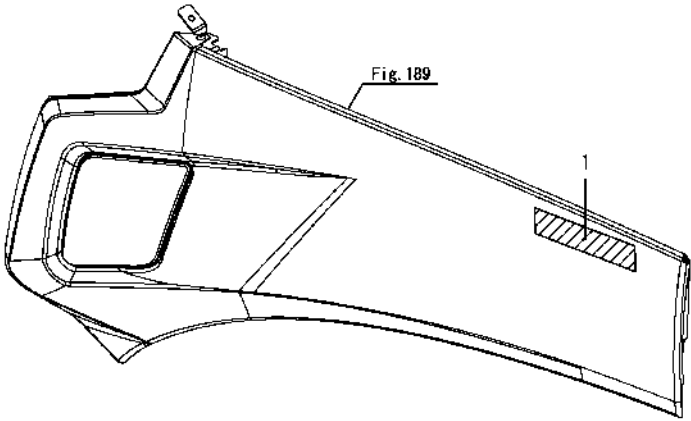


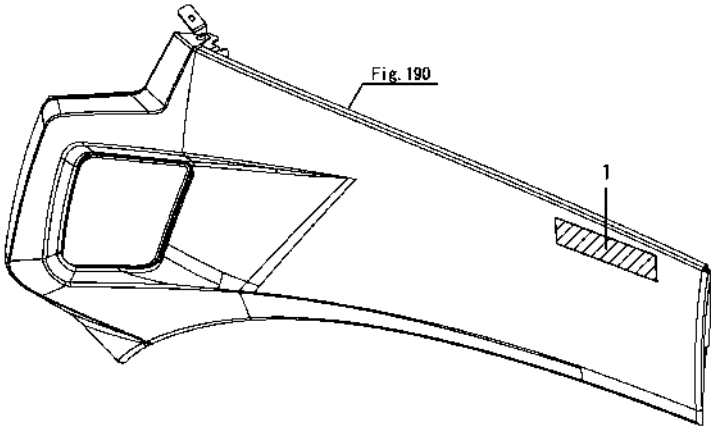
Fig.231. LABEL(1)

(A)=YT347Y,EU
(B)=YT359Y,EU
(C)=

(D)=
(E)=
(F)=

No.	Lev.	Parts No.	Description	Q'ty						I	R
				(A)	(B)	(C)	(D)	(E)	(F)		
1	1	1A8485-65050	LABEL, MODEL YT359		2						

1
YT359



(A)=YT347Y,EU
(B)=YT359Y,EU
(C)=

(D)=
(E)=
(F)=

No.	Lev.	Parts No.	Description	Q'ty						I	R
				(A)	(B)	(C)	(D)	(E)	(F)		
1	1	1A8475-65010	MARK, YANMAR	2	2						
2	1	1A8476-65350	LABEL, GREASE F	1	1						
3	1	1A8476-65360	LABEL, GREASE B	1	1						
4	1	1A8476-65370	LABEL, GREASE OP	1	1						
5	1	1A8476-65380	LABEL, GREASE R	1	1						
6	1	1A8476-65400	LABEL, JACKING	2	2						
7	1	1A7805-65780	LABEL, FUSE	1	1						
8	1	1A8042-65900	LABEL, FUSE 20A	1	1						
9	1	1A7550-91900	LABEL,CROSSED OUT PB	1	1						

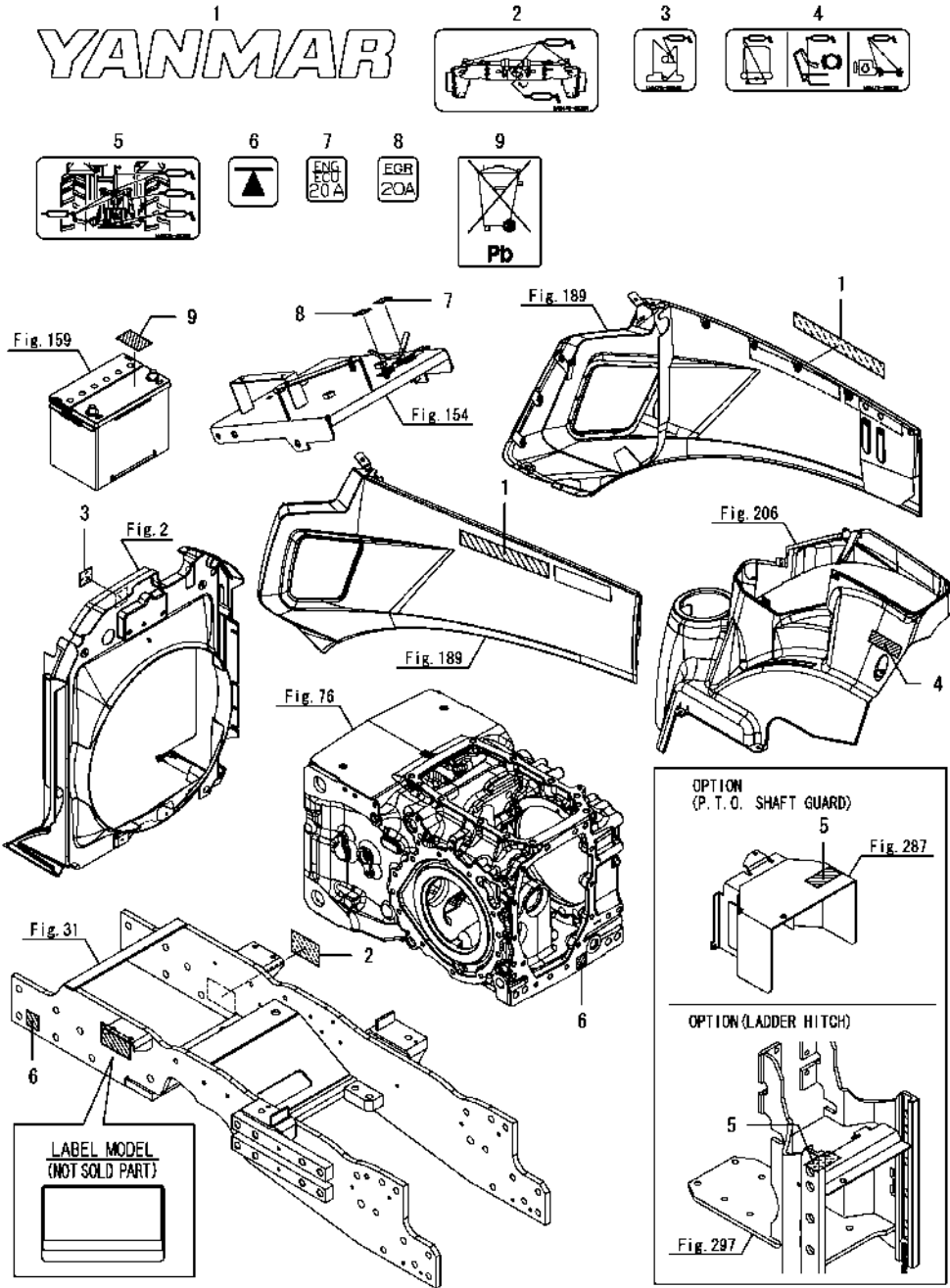
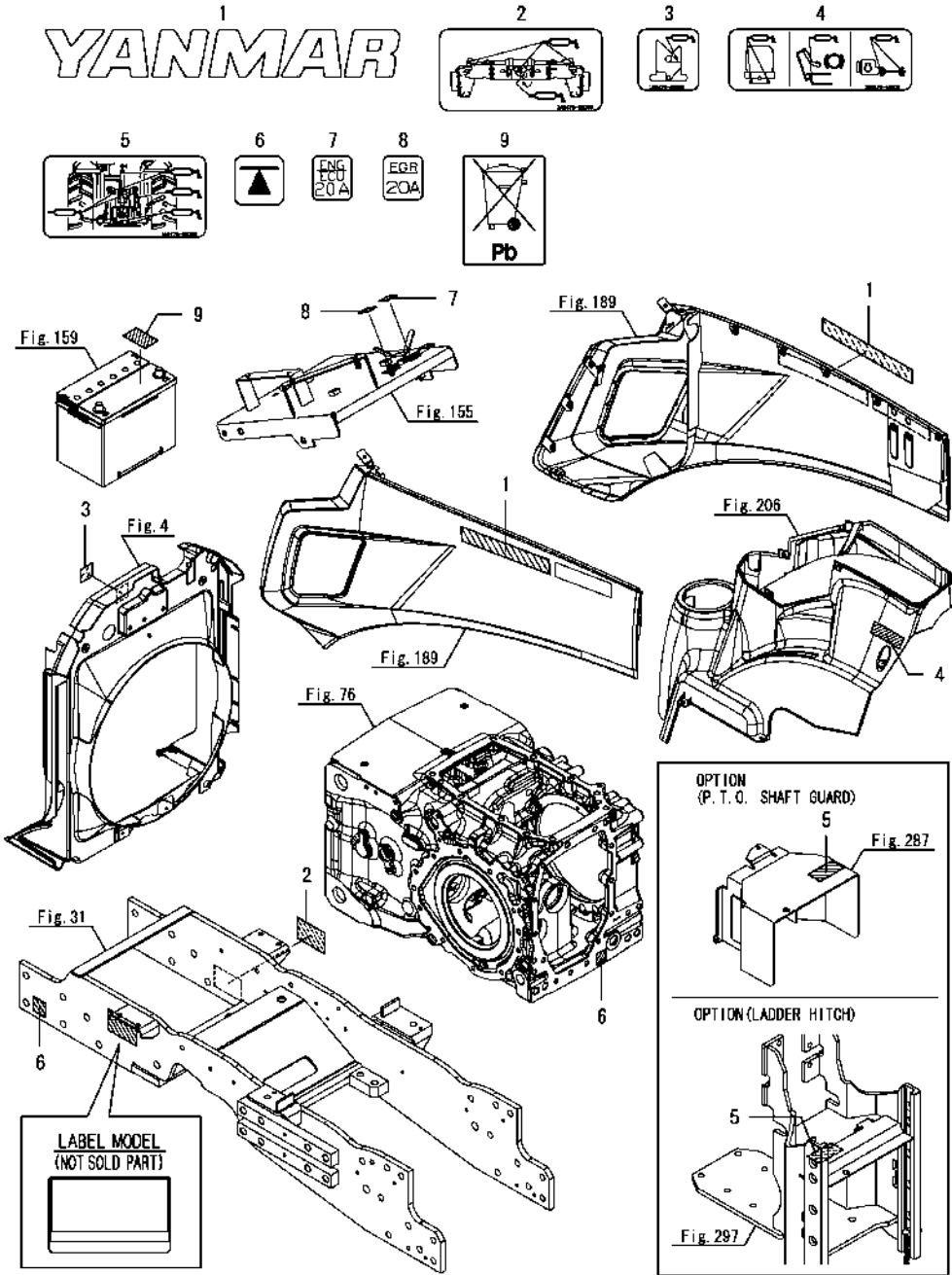


Fig.233. LABEL(2)(CABIN)



										OCNP6-M04380		Fig.233	
										(A)=YT347Y,EU (B)=YT359Y,EU (C)=		(D)= (E)= (F)=	
No.	Lev.	Parts No.	Description	Q'ty		I		R					
				(A)	(B)	(C)	(D)	(E)	(F)				
1	1	1A8475-65010	MARK, YANMAR	2	2								
2	1	1A8476-65350	LABEL, GREASE F	1	1								
3	1	1A8476-65360	LABEL, GREASE B	1	1								
4	1	1A8476-65370	LABEL, GREASE OP	1	1								
5	1	1A8476-65380	LABEL, GREASE R	1	1								
6	1	1A8476-65400	LABEL, JACKING	2	2								
7	1	1A7805-65780	LABEL, FUSE	1	1								
8	1	1A8042-65900	LABEL, FUSE 20A	1	1								
9	1	1A7550-91900	LABEL,CROSSED OUT PB	1	1								

(A)=YT347Y,EU
(B)=YT359Y,EU
(C)=

(D)=
(E)=
(F)=

No.	Lev.	Parts No.	Description	Q'ty						I	R
				(A)	(B)	(C)	(D)	(E)	(F)		
1	1	1A8060-65300	LABEL, REVERSER	1	1						
2	1	1A8475-65310	LABEL, ACCELERATOR	1	1						
3	1	1A8475-65320	LABEL, SCV LEVER	1	1						
4	1	1A8475-65340	LABEL, SCV FLOAT	1	1						
5	1	1A8475-65350	LABEL, SCV	1	1						
6	1	1A8475-65360	LABEL, SCV COUPLER	1	1						
7	1	1A8475-65370	LABEL, POSITION	1	1						
8	1	1A8475-65401	LABEL, SUB SHIFT	1	1						
9	1	1A8476-65420	LABEL, PTO	1	1						
10	1	1A8475-65430	LABEL, REAR PTO	1	1						
11	1	1A8475-65450	LABEL, 4WD	1	1						
12	1	1A7874-65470	LABEL, P BRAKE	1	1						
13	1	1A8475-65470	LABEL, SPEED	1	1						
14	1	1A8475-65510	LABEL, KEY SWITCH	1	1						
15	1	1A8060-65560	LABEL, TILT WHEEL	1	1						
16	1	1A8060-65590	LABEL, DIFFERENTIAL	1	1						
17	1	1A8250-65630	LABEL, SOCKET	1	1						
18	1	1A8060-65780	LABEL, STG WHEEL	1	1						

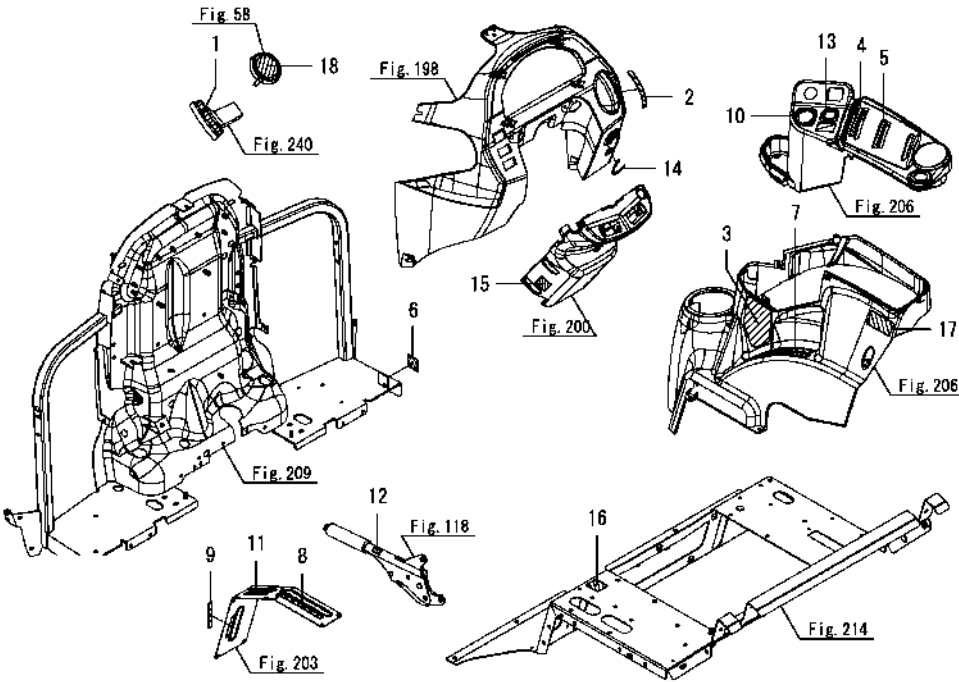
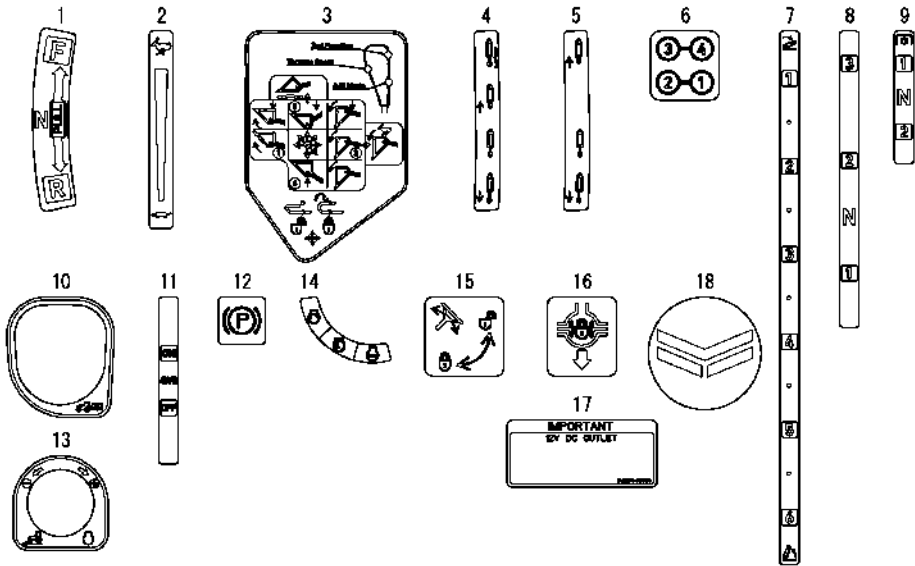
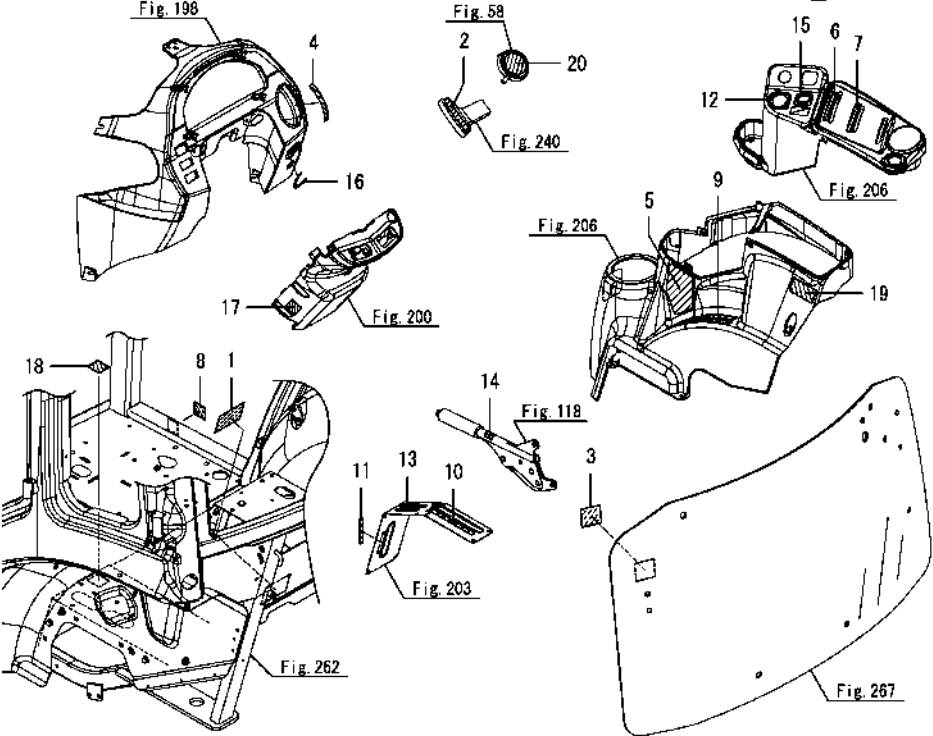
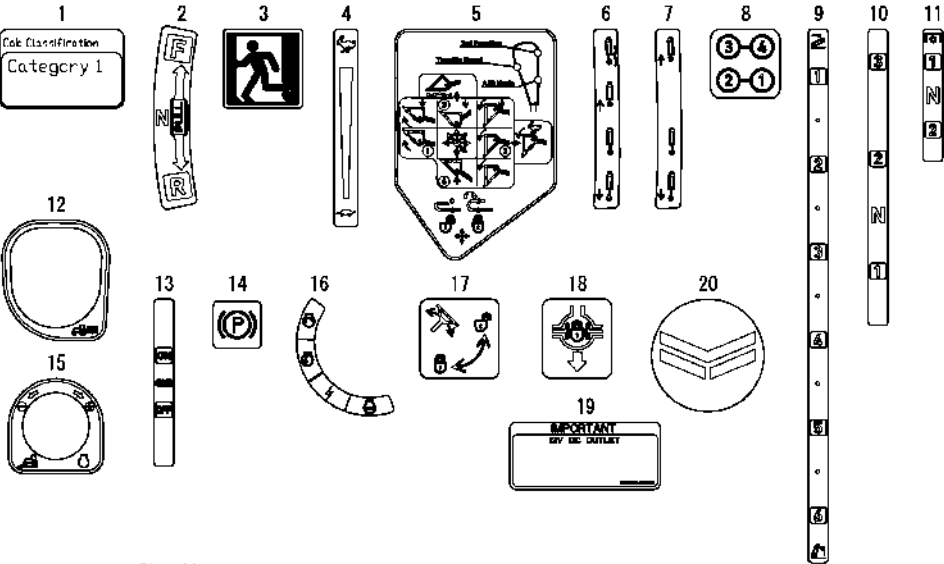


Fig.235. LABEL(3)(CABIN)

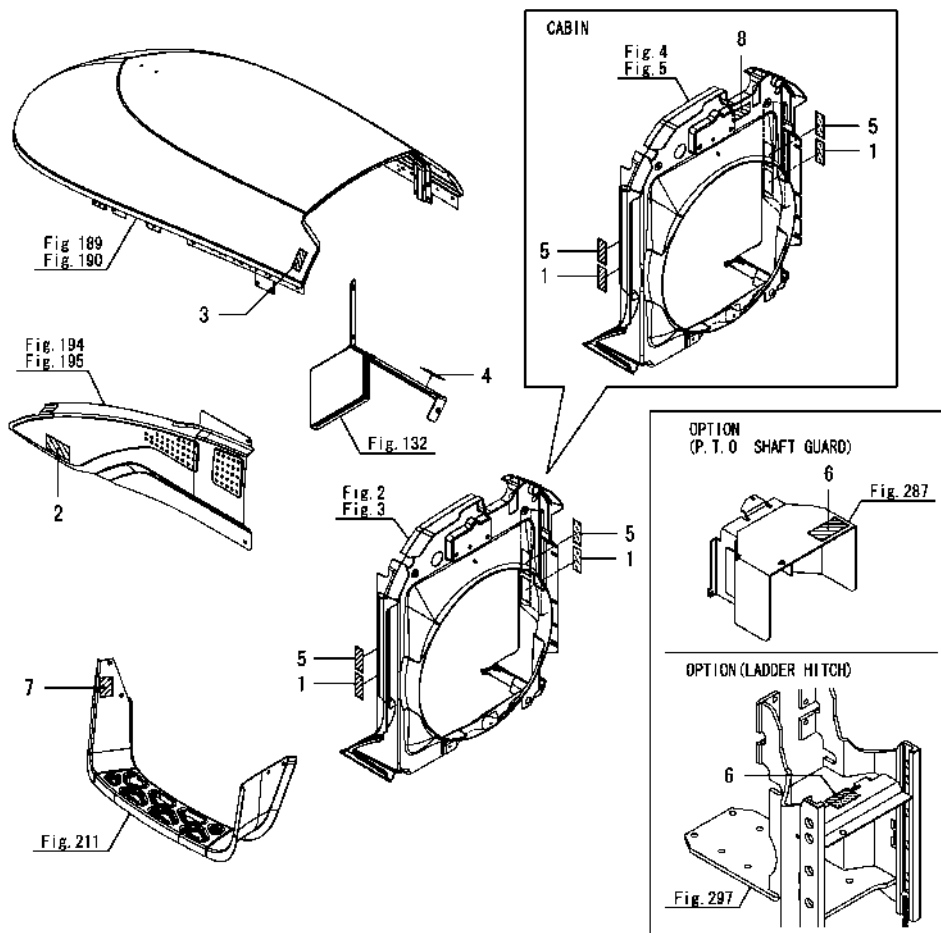

(A)=YT347Y,EU
(B)=YT359Y,EU
(C)=

(D)=
(E)=
(F)=



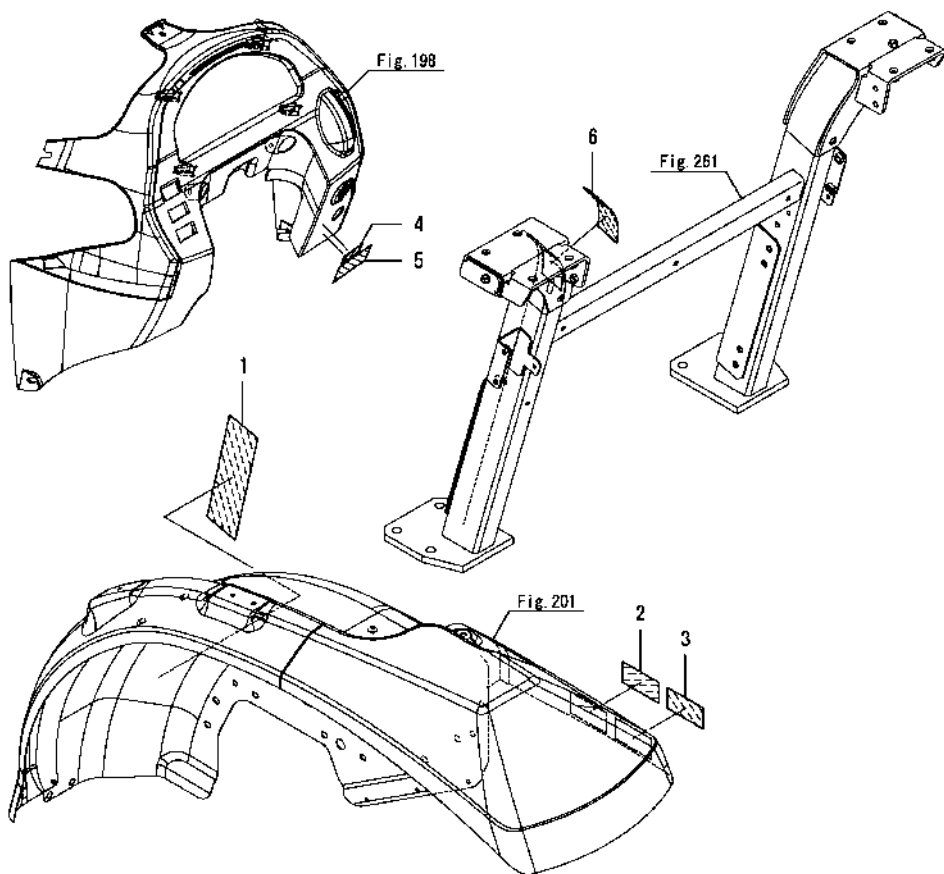
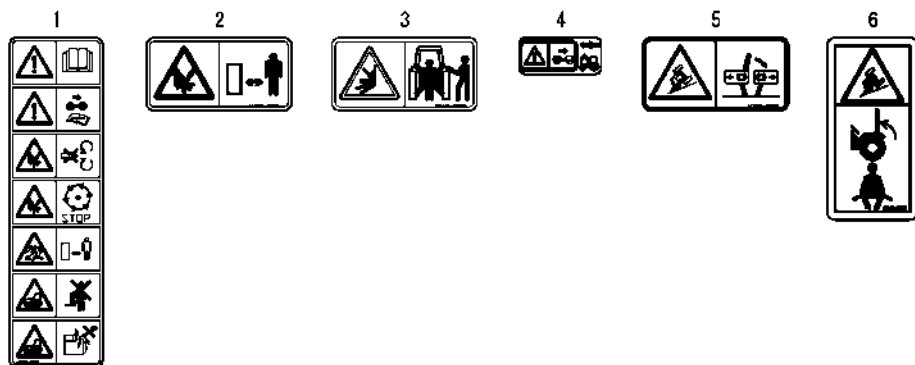
No.	Lev.	Parts No.	Description	Q'ty						I	R
				(A)	(B)	(C)	(D)	(E)	(F)		
1	1	198287-65200	LABEL, CAB CAT.	1	1						
2	1	1A8060-65300	LABEL, REVERSER	1	1						
3	1	1A8476-65300	LABEL, EXIT	1	1						
4	1	1A8475-65310	LABEL, ACCELERATOR	1	1						
5	1	1A8475-65320	LABEL, SCV LEVER	1	1						
6	1	1A8475-65340	LABEL, SCV FLOAT	1	1						
7	1	1A8475-65350	LABEL, SCV	1	1						
8	1	1A8475-65360	LABEL, SCV COUPLER	1	1						
9	1	1A8475-65370	LABEL, POSITION	1	1						
10	1	1A8475-65401	LABEL, SUB SHIFT	1	1						
11	1	1A8476-65420	LABEL, PTO	1	1						
12	1	1A8475-65430	LABEL, REAR PTO	1	1						
13	1	1A8475-65450	LABEL, 4WD	1	1						
14	1	1A7874-65470	LABEL, P BRAKE	1	1						
15	1	1A8475-65470	LABEL, SPEED	1	1						
16	1	1A8475-65500	LABEL, KEY SWITCH	1	1						
17	1	1A8060-65560	LABEL, TILT WHEEL	1	1						
18	1	1A8060-65590	LABEL, DIFFERENTIAL	1	1						
19	1	1A8250-65630	LABEL, SOCKET	1	1						
20	1	1A8060-65780	LABEL, STG WHEEL	1	1						

Fig.236. LABEL(SAFETY)(1)



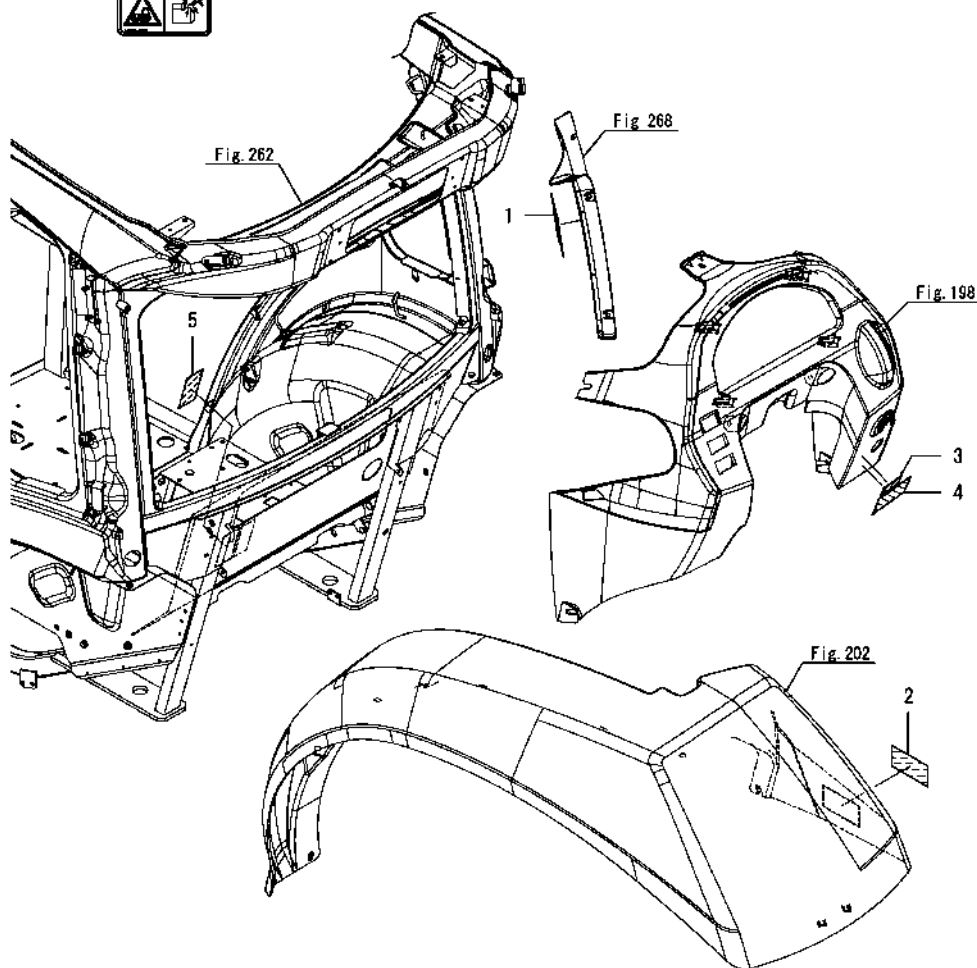

No.	Lev.	Parts No.	Description	(A)=YT347Y,EU (B)=YT359Y,EU (C)=		(D)= (E)= (F)=			
				(A)	(B)	(C)	(D)	(E)	(F)
1	1	1A8061-65120	LABEL, SAFETY COVER	2	2				
2	1	1A8061-65140	LABEL, SAFETY HOT	1	1				
3	1	1A8475-65250	LABEL, CAUTION HOT	1	1				
4	1	1A8476-65250	LABEL, NOT RIDE	1	1				
5	1	1A7874-65400	LABEL,WARNING	2	2				
6	1	1A8330-65620	LABEL, DANGER SHAFT	1	1				
7	1	1A8330-65930	LABEL, WARNING FIRE	1	1				
8	1	1A8476-65210	LABEL, FREON	1	1				

Fig.237. LABEL(SAFETY)(2)



				(A)=YT347Y,EU (B)=YT359Y,EU (C)=				(D)= (E)= (F)=			
No.	Lev.	Parts No.	Description	(A)	(B)	(C)	(D)	(E)	(F)	I	R
1	1	1A8061-65100	LABEL, SAFETY	1	1						
2	1	1A8061-65130	LABEL, SAFETY HYD	1	1						
3	1	1A8476-65240	LABEL, SAFETY REAR	1	1						
4	1	1A8475-65270	LABEL, CAUTION OPEN	1	1						
5	1	1A7874-65360	LABEL, BRAKE COUPLIN	1	1						
6	1	198163-65950	LABEL, SEATBELT	1	1						

Fig.238. LABEL(SAFETY)(2)(CABIN)



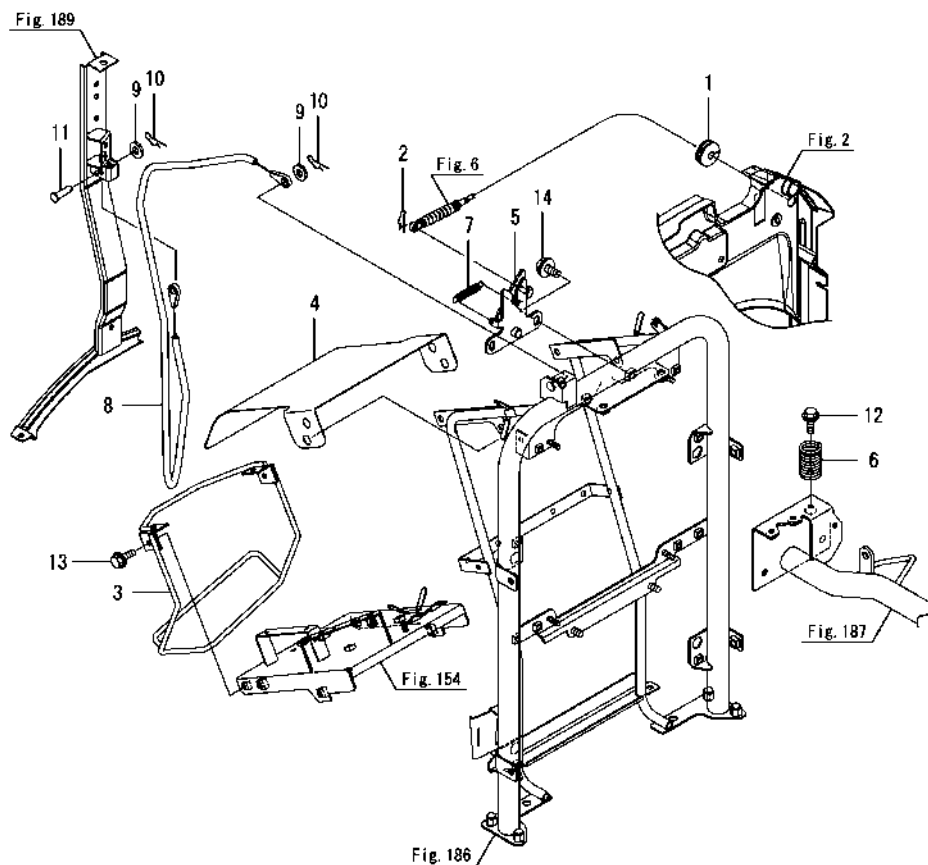
(A)=YT347Y,EU
(B)=YT359Y,EU
(C)=

(D)=
(E)=
(F)=

No.	Lev.	Parts No.	Description	Q'ty						I	R
				(A)	(B)	(C)	(D)	(E)	(F)		
1	1	1A8061-65100	LABEL, SAFETY	1	1						
2	1	1A8061-65130	LABEL, SAFETY HYD	1	1						
3	1	1A8475-65270	LABEL, CAUTION OPEN	1	1						
4	1	1A7874-65360	LABEL, BRAKE COUPLIN	1	1						
5	1	198280-65950	LABEL, SEATBELT	1	1						

Fig.239. BONNET LOCK

(D)=
(E)=
(F)=



No.	Lev.	Parts No.	Description	Q'ty						I	R
				(A)	(B)	(C)	(D)	(E)	(F)		
1	1	198448-22520	GROMMET, CLUTCH WIRE	1	1						
2	1	1C6281-52310	PIN, SNAP 6	1	1						
3	1	1A8470-60651	GUARD, HARNESS	1	1						
4	1	1A8470-60702	SEAT, HARNESS COVER	1	1						
5	1	1A8470-61301	LOCK ASSY, BONNET	1	1						
6	1	1A8470-61350	SPRING, BONNET	1	1						
7	1	198230-61960	SPRING, LOCK RETURN	1	1						
8	1	1A8470-61991	WIRE ASSY, BONNET	1	1						
9	1	22137-080000	WASHER, 8	2	2						
10	1	22372-080000	PIN, SNAP 8	2	2						
11	1	22487-080240	PIN, H 8X 24	1	1						
12	1	26106-060162	BOLT, M6X 16 PLATED	1	1						
13	1	26106-060162	BOLT, M6X 16 PLATED	2	2						
14	1	26106-080162	BOLT, M8X 16 PLATED	2	2						

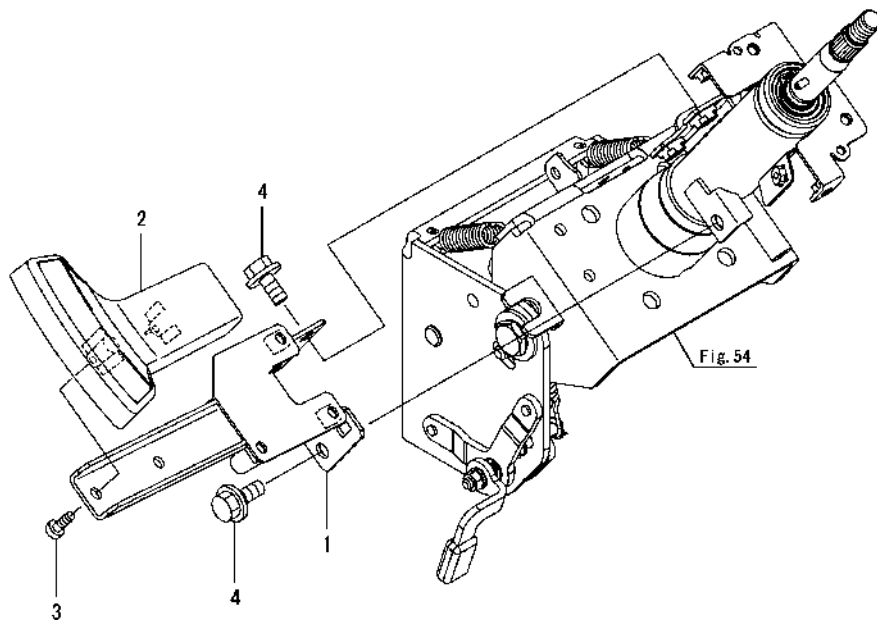
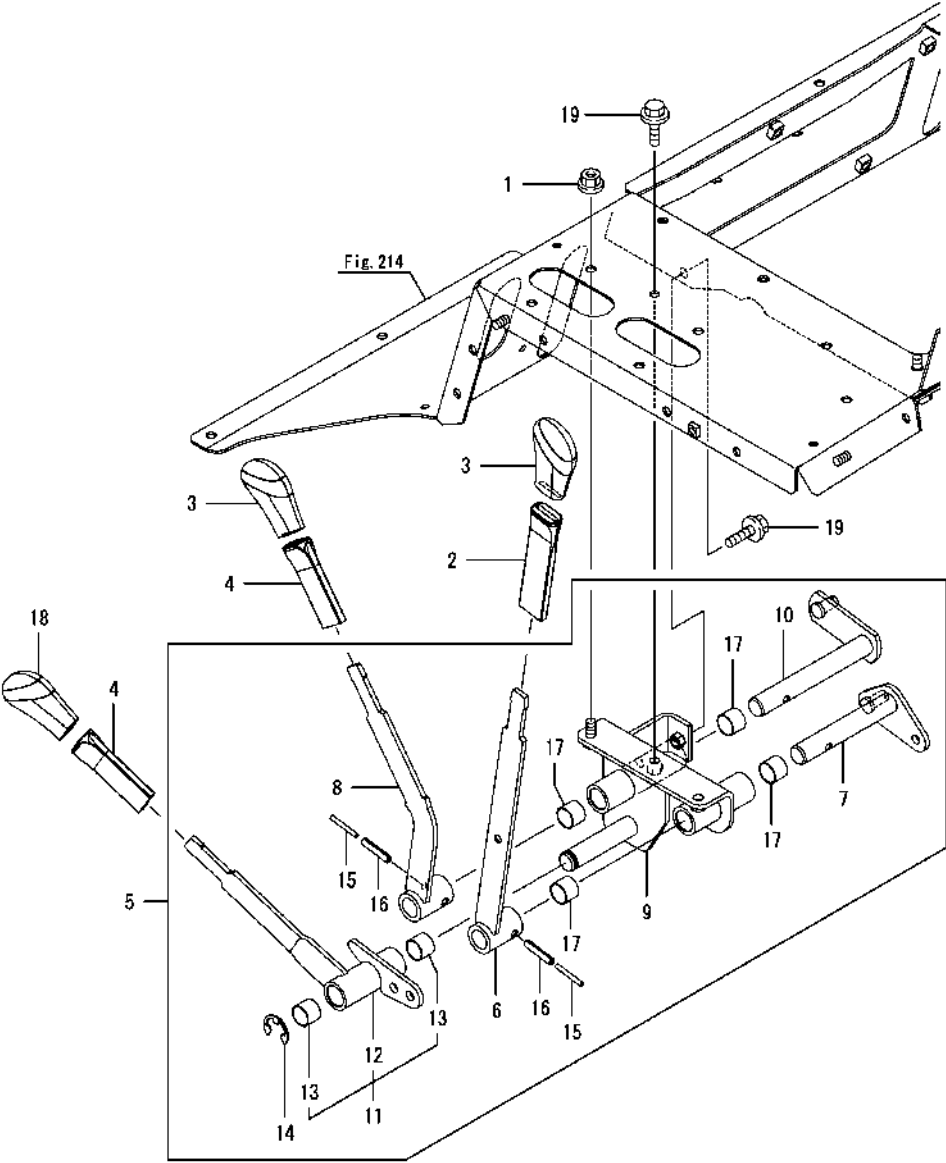


Fig. 54

No.	Lev.	Parts No.	Description	(A)	(B)	(C)	(D)	(E)	(F)	I	R
1	1	1A8060-67431	GUIDE, REVERSER	1	1						
2	1	1A8060-67550	CAP, GUID REVERSER	1	1						
3	1	22857-500100	SCREW, 5X10	2	2						
4	1	26106-080162	BOLT, M8X 16 PLATED	3	3						

Fig.241. LEVER(LEFT)



(A)=YT347Y,EU
(B)=YT359Y,EU
(C)=

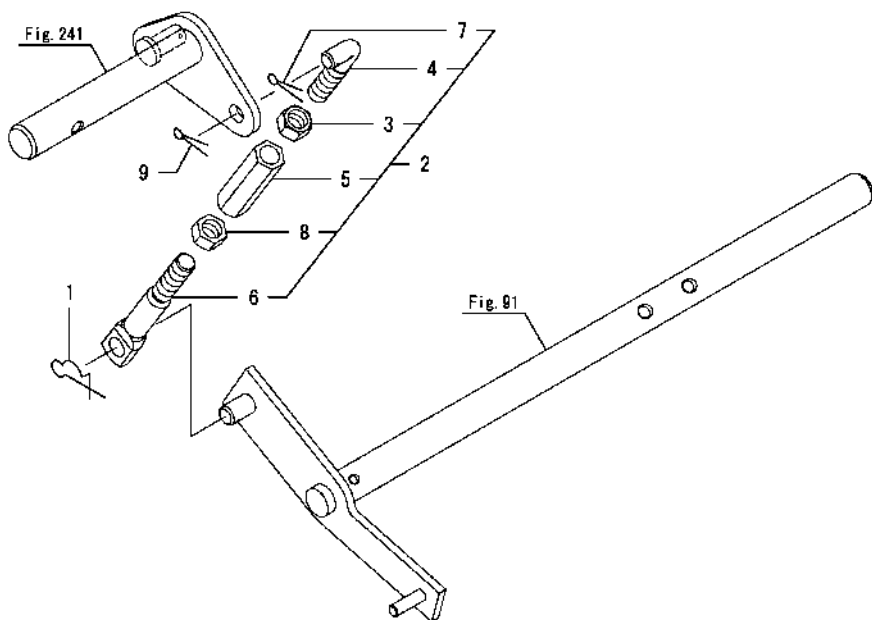
(D)=
(E)=
(F)=

No.	Lev.	Parts No.	Description	Q'ty						I	R
				(A)	(B)	(C)	(D)	(E)	(F)		
1	1	194990-22140	NUT, M8	1	1						
2	1	1A7640-27870	BOOT, SHAFT	1	1						
3	1	1A8060-67780	KNOB, ORANGE	2	2						
4	1	1A8475-67780	BOOT, SHAFT B	2	2						
5	1	1A8475-67800	BRACKET UNIT, LEVER	1	1						
6	2	1A8475-67610	LEVER ASSY, SUB	1	1						
7	2	1A8475-67650	ARM ASSY, SUB	1	1						
8	2	1A8475-67750	LEVER ASSY, 4WD	1	1						
9	2	1A8475-67820	BRACKET ASSY, LEVER	1	1						
10	2	1A8475-67900	ARM ASSY, 4WD	1	1						
11	2	1A8475-68100	LEVER UNIT, PTO	1	1						
12	3	1A8475-68110	LEVER ASSY, PTO	1	1						
13	3	24550-018150	BUSH, 18X15	2	2						
14	2	22272-000150	RING, E-15	1	1						
15	2	22351-035032	PIN, SPRING 3.5X32	2	2						
16	2	22351-060032	PIN, SPRING 6.0X32	2	2						
17	2	24550-018150	BUSH, 18X15	4	4						
18	1	1A8060-68310	KNOB, YELLOW	1	1						
19	1	26106-080162	BOLT, M8X 16 PLATED	3	3						

Fig.242. SUB SHIFT LINK

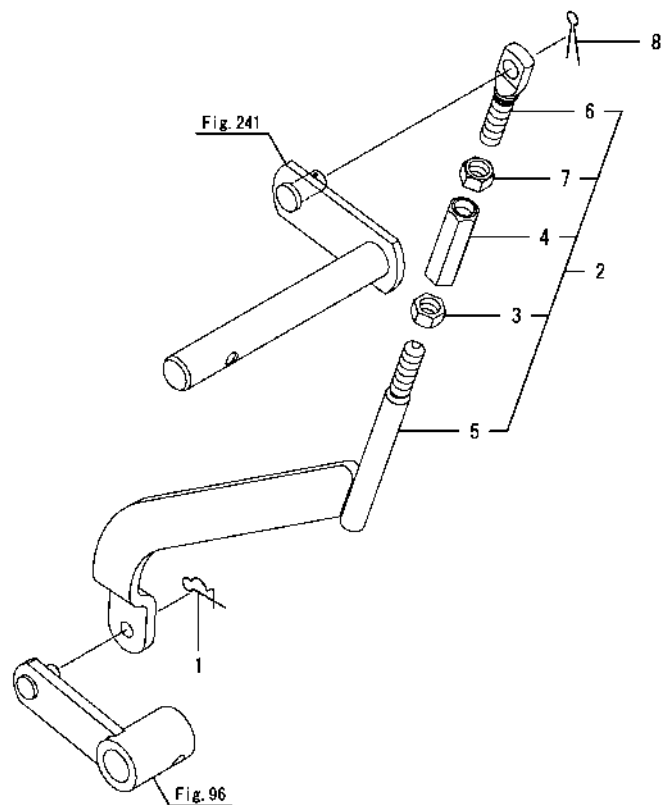
(A)=YT347Y,EU
(B)=YT359Y,EU
(C)=

(D)=
(E)=
(F)=



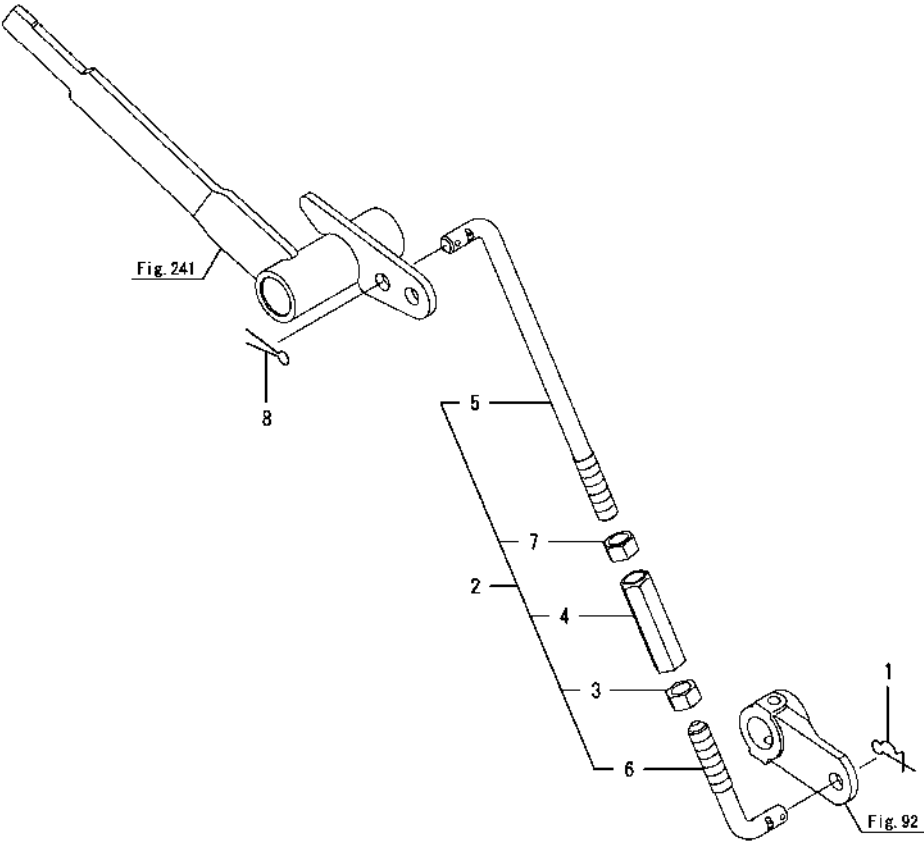
				(A)=YT347Y,EU (B)=YT359Y,EU (C)=					(D)= (E)= (F)=				
No.	Lev.	Parts No.	Description		Q'ty						I	R	
					(A)	(B)	(C)	(D)	(E)	(F)			
1	1	1C6360-65700	PIN, SNAP 10		1	1							
2	1	1A8470-67670	ROD ASSY, 150		1	1							
3	2	194150-22480	NUT, M10		1	1							
4	2	194555-27450	ROD ASSY, PTO SHIFT		1	1							
5	2	194250-47490	TURNBUCKLE, M10X50		1	1							
6	2	1A8470-67680	ROD,10RX83		1	1							
7	2	22417-200200	PIN, COTTER 2.0X20		1	1							
8	2	26716-100002	NUT, M10		1	1							
9	1	22417-200200	PIN, COTTER 2.0X20		1	1							

Fig.243. 4WD LINK



No.	Lev.	Parts No.	Description	Q'ty						I	R
				(A)	(B)	(C)	(D)	(E)	(F)		
1	1	1C6281-52320	PIN, SNAP 8	1	1						
2	1	1A8475-67951	ROD UNIT, 4WD	1	1						
3	2	194150-22480	NUT, M10	1	1						
4	2	194250-47490	TURNBUCKLE, M10X50	1	1						
5	2	1A8475-67961	ROD ASSY, 4WD 10L	1	1						
6	2	1A8475-67990	ROD,10RX55	1	1						
7	2	26716-100002	NUT, M10	1	1						
8	1	22417-200200	PIN, COTTER 2.0X20	1	1						

Fig.244. P.T.O. LINK



(A)=YT347Y,EU
(B)=YT359Y,EU
(C)=

(D)=
(E)=
(F)=

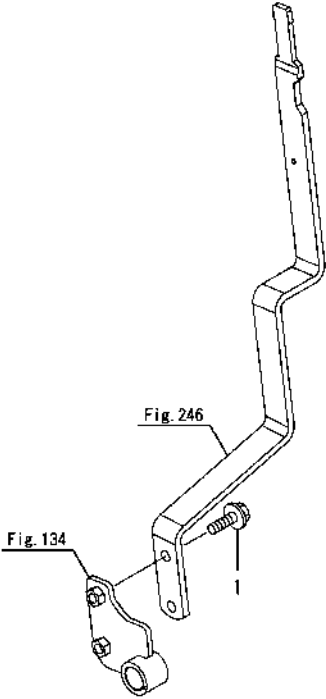
No.	Lev.	Parts No.	Description	Q'ty						I	R
				(A)	(B)	(C)	(D)	(E)	(F)		
1	1	1C6281-52320	PIN, SNAP 8	1	1						
2	1	1A8475-68250	ROD ASSY, PTO	1	1						
3	2	194150-22480	NUT, M10	1	1						
4	2	194250-47490	TURNBUCKLE, M10X50	1	1						
5	2	1A8475-68260	ROD, PTO 10R	1	1						
6	2	1A8475-68270	ROD, PTO 10L	1	1						
7	2	26716-100002	NUT, M10	1	1						
8	1	22417-200200	PIN, COTTER 2.0X20	1	1						

Fig.245. POSITION LEVER BOLT

(A)=YT347Y,EU
(B)=YT359Y,EU
(C)=

(D)=
(E)=
(F)=

No.	Lev.	Parts No.	Description	Q'ty						I	R
				(A)	(B)	(C)	(D)	(E)	(F)		
1	1	26106-080202	BOLT, M8X 20 PLATED	2	2						



(A)=YT347Y,EU
(B)=YT359Y,EU
(C)=

(D)=
(E)=
(F)=

No.	Lev.	Parts No.	Description	Q'ty						I	R
				(A)	(B)	(C)	(D)	(E)	(F)		
1	1	1A8470-47810	Knob, Black	1	1						
2	1	1A8476-68410	Lever, Position	1	1						

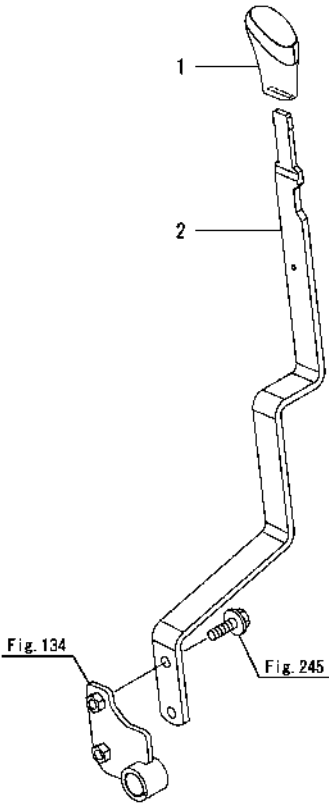


Fig.247. POSITION LEVER STOPPER

(A)=YT347Y,EU
(B)=YT359Y,EU
(C)=

(D)=
(E)=
(F)=

No.	Lev.	Parts No.	Description	Q'ty						I	R
				(A)	(B)	(C)	(D)	(E)	(F)		
1	1	198121-47111	STOPPER, LEVER	1	1						
2	1	194130-47851	BOLT, M6X15	1	1						
3	1	1C6400-73080	COLLAR, THUMBSCREW	1	1						
4	1	22417-200200	PIN, COTTER 2.0X20	1	1						

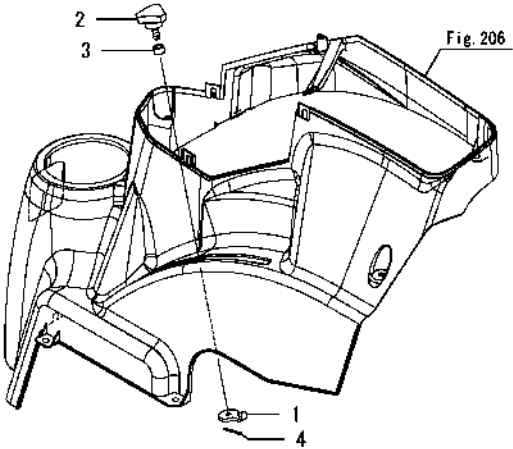
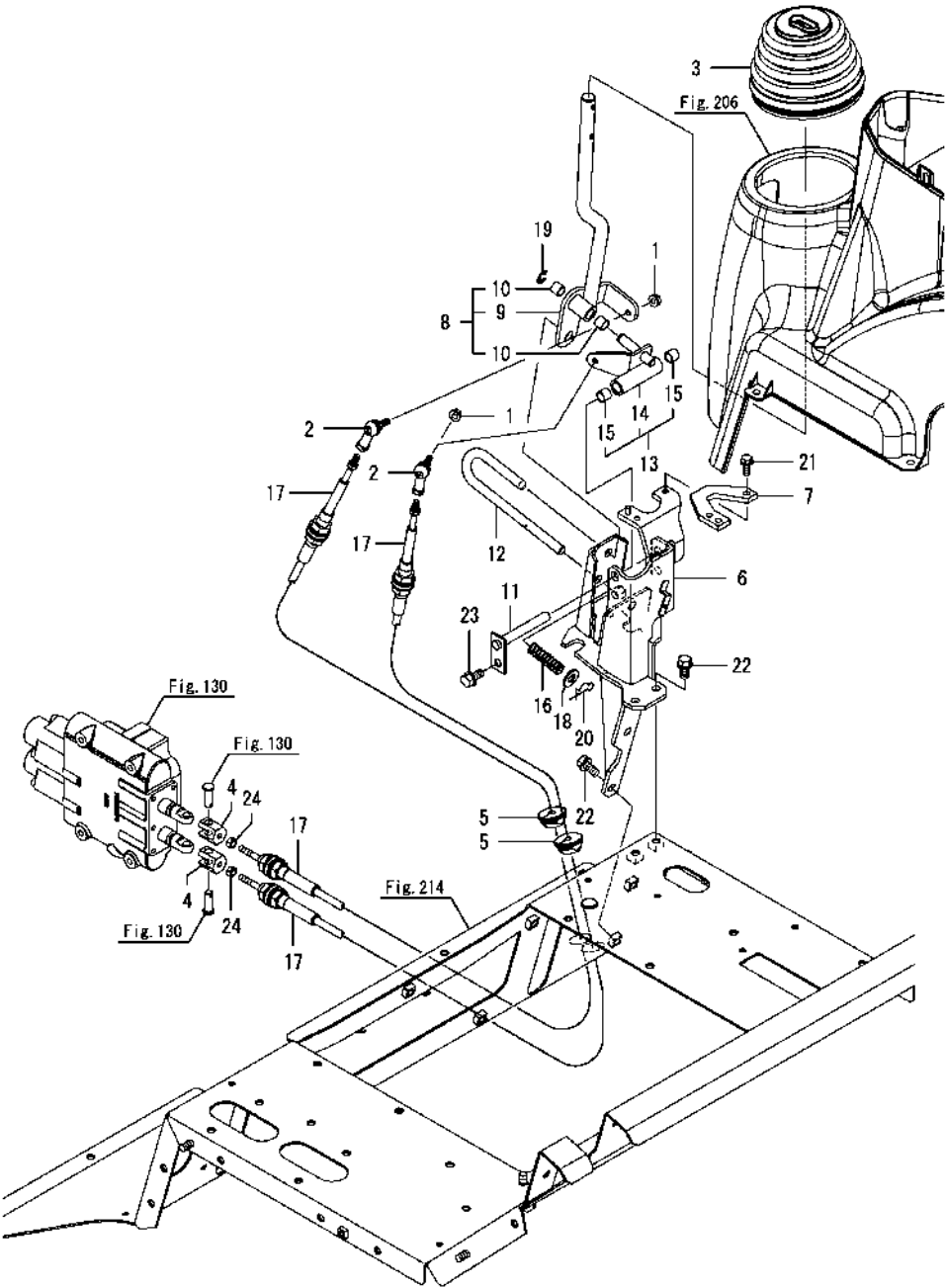


Fig.248. LOADER LEVER

(A)=YT347Y,EU
(B)=YT359Y,EU
(C)=

(D)=
(E)=
(F)=

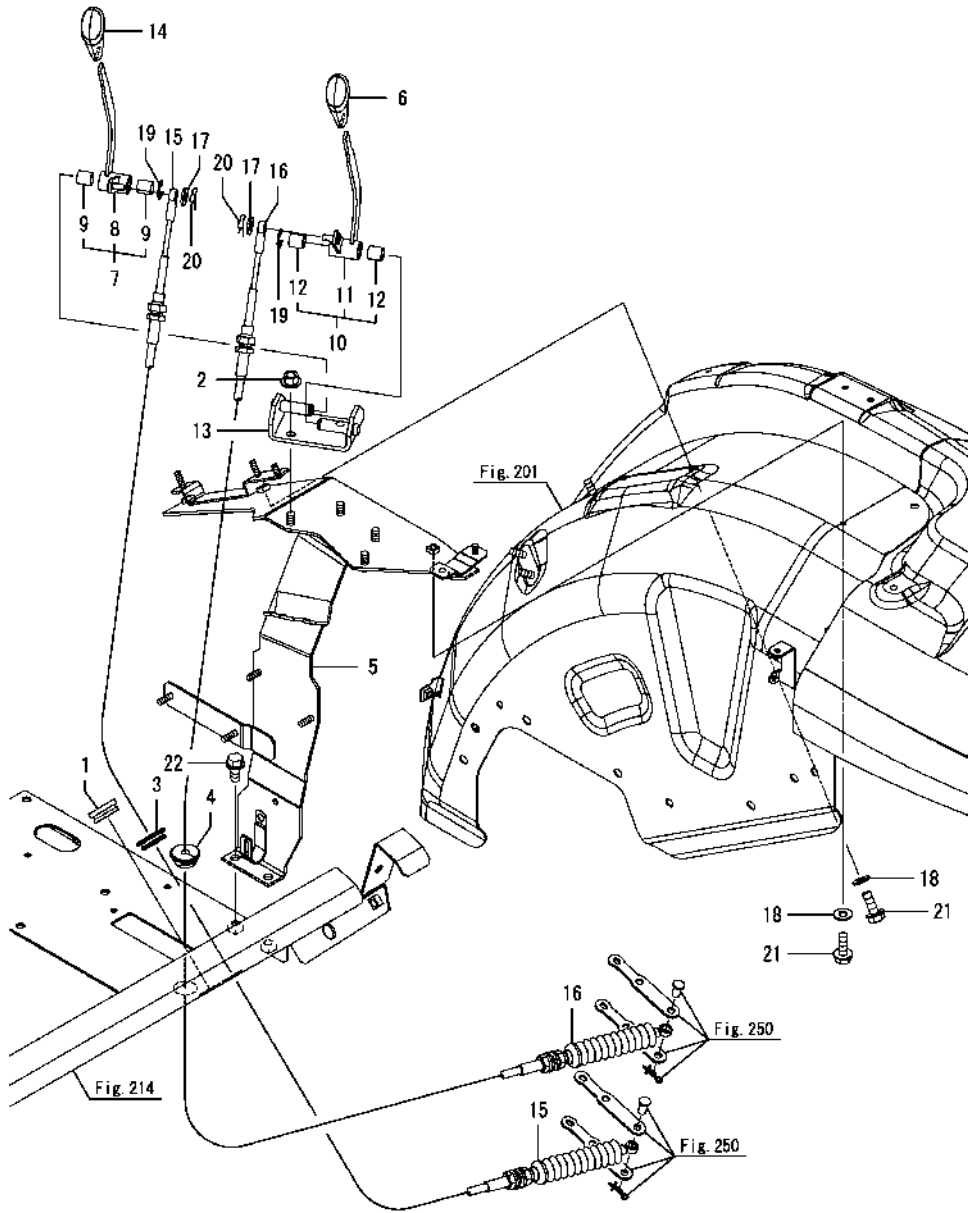


No.	Lev.	Parts No.	Description	Q'ty						I	R
				(A)	(B)	(C)	(D)	(E)	(F)		
1	1	194990-22040	NUT, M6	2	2						
2	1	1C6720-47610	BALL, LINK BL6D	2	2						
3	1	1A7880-47950	BOOT, SCV LEVER	1	1						
4	1	1A8250-48101	CONNECTOR,	2	2						
5	1	194275-51210	GROMMET, 25	2	2						
6	1	1A8475-68700	BRACKET ASSY, LEVER	1	1						
7	1	1A8475-68780	GUIDE, LEVER FRONT	1	1						
8	1	1A8475-68800	LEVER UNIT, LOADER	1	1						
9	2	1A8475-68810	LEVER ASSY, LOADER	1	1						
10	2	24550-010100	BUSH, 10X10	2	2						
11	1	1A8475-68860	PIN ASSY, 10	1	1						
12	1	1A8475-68890	PIN, LOCK	1	1						
13	1	1A8475-68910	LEVER UNIT, LOWER	1	1						
14	2	1A8475-68920	LEVER ASSY, LOWER	1	1						
15	2	24550-010100	BUSH, 10X10	2	2						
16	1	1A8475-68970	SPRING, 12X71	1	1						
17	1	1A8475-68990	WIRE ASSY, LOADER	2	2						
18	1	22137-100000	WASHER, 10	1	1						
19	1	22272-000080	RING, E- 8	1	1						
20	1	22372-100000	PIN, SNAP 10	1	1						
21	1	26106-060162	BOLT, M6X 16 PLATED	2	2						
22	1	26106-080162	BOLT, M8X 16 PLATED	4	4						
23	1	26106-080162	BOLT, M8X 16 PLATED	1	1						
24	1	26716-060002	NUT, M6	2	2						

Fig.249. S.C.V. LEVER(2 STATIONS)

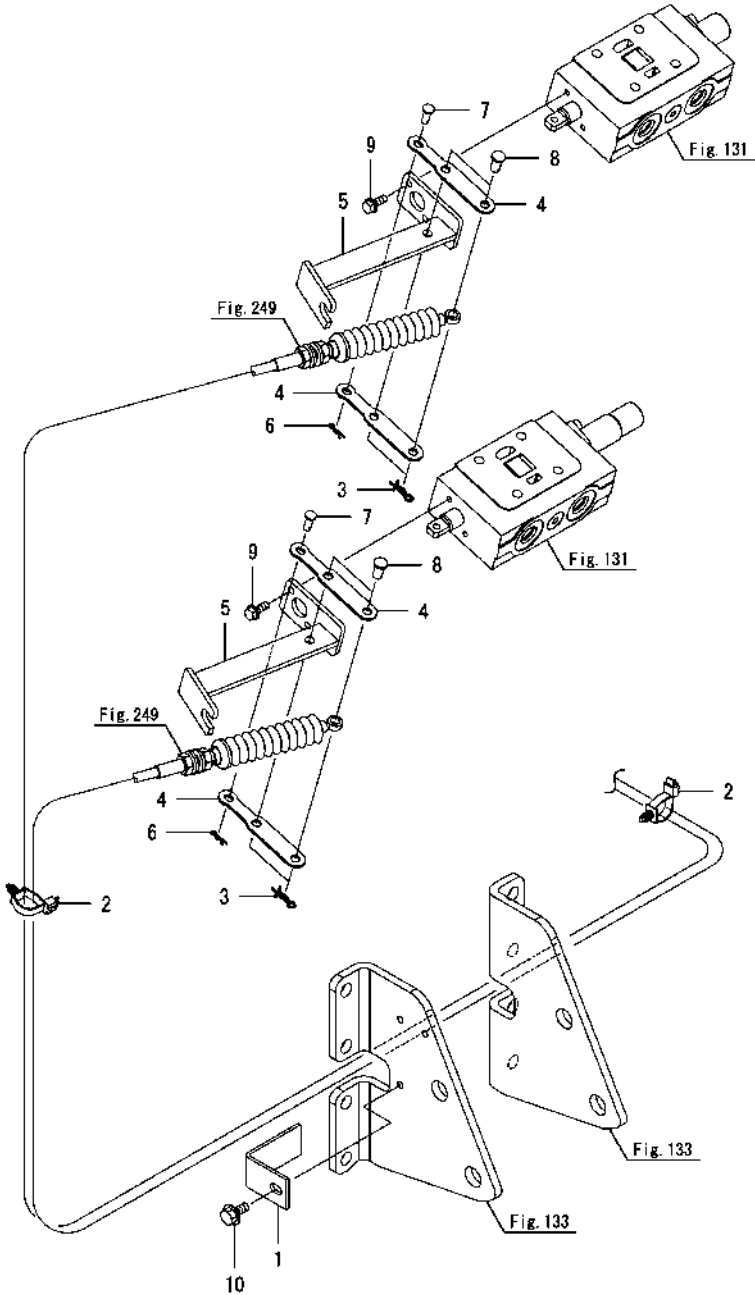
(A)=YT347Y,EU
(B)=YT359Y,EU
(C)=

(D)=
(E)=
(F)=



No.	Lev.	Parts No.	Description	Q'ty						I	R
				(A)	(B)	(C)	(D)	(E)	(F)		
1	1	194300-21460	CAP, RUBBER 25	1	1						
2	1	194990-22140	NUT, M8	2	2						
3	1	198448-33390	GROMMET, WIRE	1	1						
4	1	194275-51210	GROMMET, 25	1	1						
5	1	1A8476-68502	STAY ASSY, SCV	1	1						
6	1	1A8060-68700	KNOB,BLUE	1	1						
7	1	1A8476-68710	LEVER UNIT, SCV A	1	1						
8	2	1A8476-68730	LEVER ASSY, SCV A	1	1						
9	2	24550-012150	BUSH, 12X15	2	2						
10	1	1A8476-68720	LEVER UNIT, SCV B	1	1						
11	2	1A8476-68740	LEVER ASSY, SCV B	1	1						
12	2	24550-012150	BUSH, 12X15	2	2						
13	1	1A8470-68800	BRACKET ASSY, SCV	1	1						
14	1	1A8060-68820	KNOB, BROWN	1	1						
15	1	1A8476-68950	WIRE, SCV 1800	1	1						
16	1	1A8476-68960	WIRE, SCV 1900	1	1						
17	1	22137-060000	WASHER, 6	2	2						
18	1	22190-060000	WASHER, SEAL 6	3	3						
19	1	22272-000100	RING, E-10	2	2						
20	1	22372-050000	PIN, SNAP 5	2	2						
21	1	26106-060162	BOLT, M6X 16 PLATED	3	3						
22	1	26106-080162	BOLT, M8X 16 PLATED	2	2						

Fig.250. S.C.V. LEVER LINK(2 STATIONS)



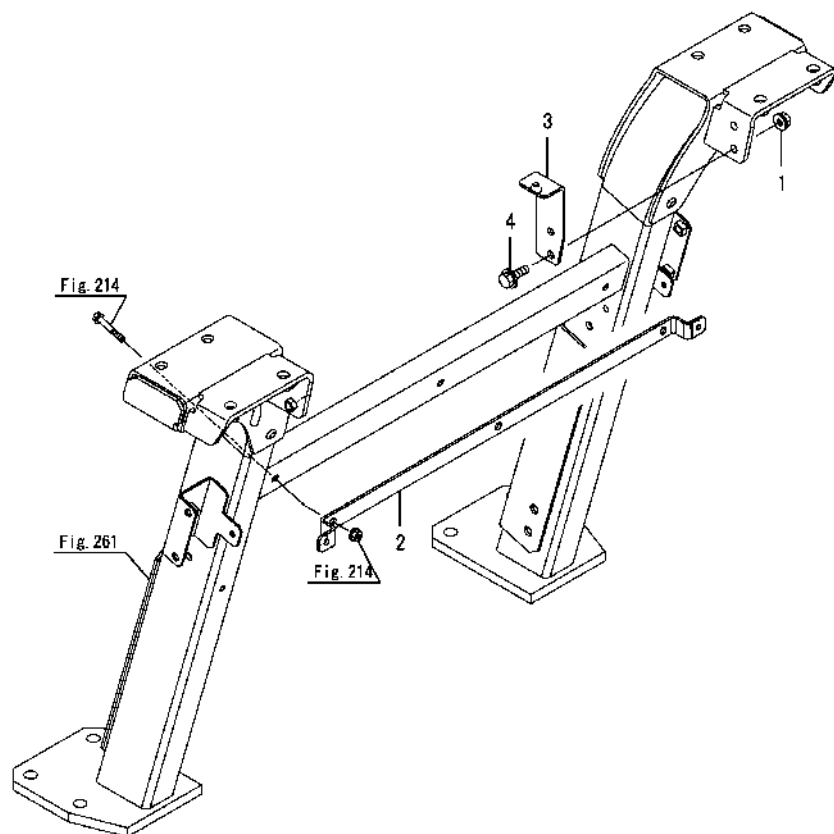
(A)=YT347Y,EU
(B)=YT359Y,EU
(C)=

(D)=
(E)=
(F)=

No.	Lev.	Parts No.	Description	Q'ty						I	R
				(A)	(B)	(C)	(D)	(E)	(F)		
1	1	1A8476-42870	PLATE	1	1						
2	1	1A8275-51670	CLIP, M8 HOLE	2	2						
3	1	1C6281-52320	PIN, SNAP 8	4	4						
4	1	1A8476-68780	LINK, SCV	4	4						
5	1	1A8476-68850	STAY ASSY, LINK SCV	2	2						
6	1	22372-050000	PIN, SNAP 5	2	2						
7	1	22487-060120	PIN, H 6X 12	2	2						
8	1	22487-080120	PIN, H 8X 12	4	4						
9	1	26106-060122	BOLT, M6X 12 PLATED	4	4						
10	1	26106-080162	BOLT, M8X 16 PLATED	1	1						

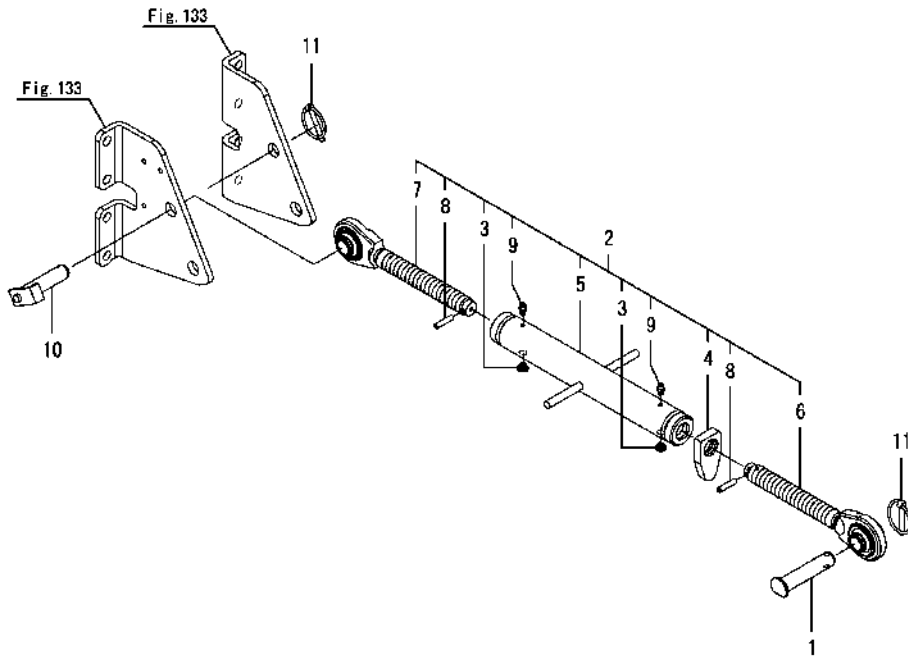
Fig.251. REAR GUARD BRACKET

(D)=
(E)=
(F)=



No.	Lev.	Parts No.	Description	(A)	(B)	(C)	(D)	(E)	(F)
1	1	194990-22140	NUT, M8	2	2				
2	1	1A8476-69750	BRACKET ASSY, B	1	1				
3	1	1A8476-69810	BRACKET ASSY, C R	1	1				
4	1	26106-080202	BOLT. M8X 20 PLATED	2	2				

Fig.252. TOP LINK



				(A)=YT347Y,EU (B)=YT359Y,EU (C)=				(D)= (E)= (F)=			
No.	Lev.	Parts No.	Description			Q'ty			I R		
				(A)	(B)	(C)	(D)	(E)	(F)		
1	1	195397-27810	PIN, HEADED 19X92	1	1						
2	1	1A8470-71100	LINK ASSY, TOP	1	1						
3	2	1A7335-71250	CAP	2	2						
4	2	1A8470-71390	NUT, LOCK R	1	1						
5	2	1A8470-71500	TUBE ASSY, TOP LINK	1	1						
6	2	198254-71600	LINK ASSY, TOP R	1	1						
7	2	198254-71700	LINK ASSY, TOP L	1	1						
8	2	1A7335-71760	PIN, SPRING 5.0X25	2	2						
9	2	1A7450-43680	NIPPLE, GRESAE M6	2	2						
10	1	1A8470-71400	PIN ASSY, TOP LINK	1	1						
11	1	194180-72950	PIN ASSY, LOCK	2	2						

Fig.253. TOP LINK HOOK

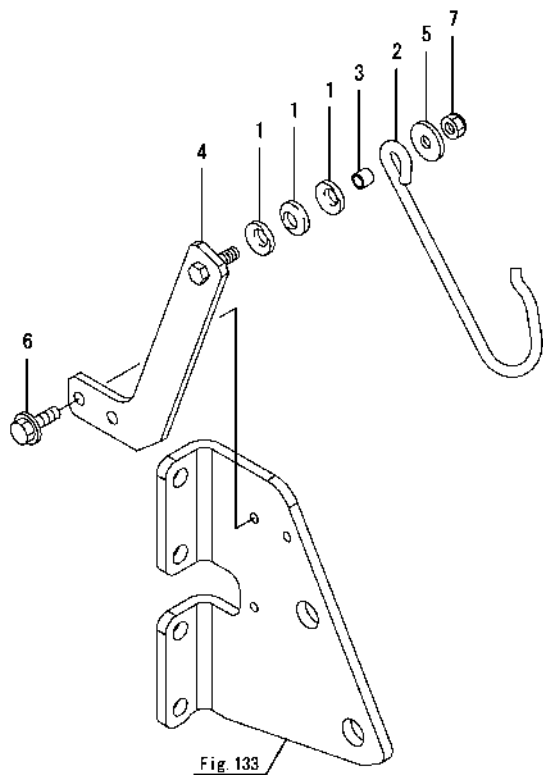


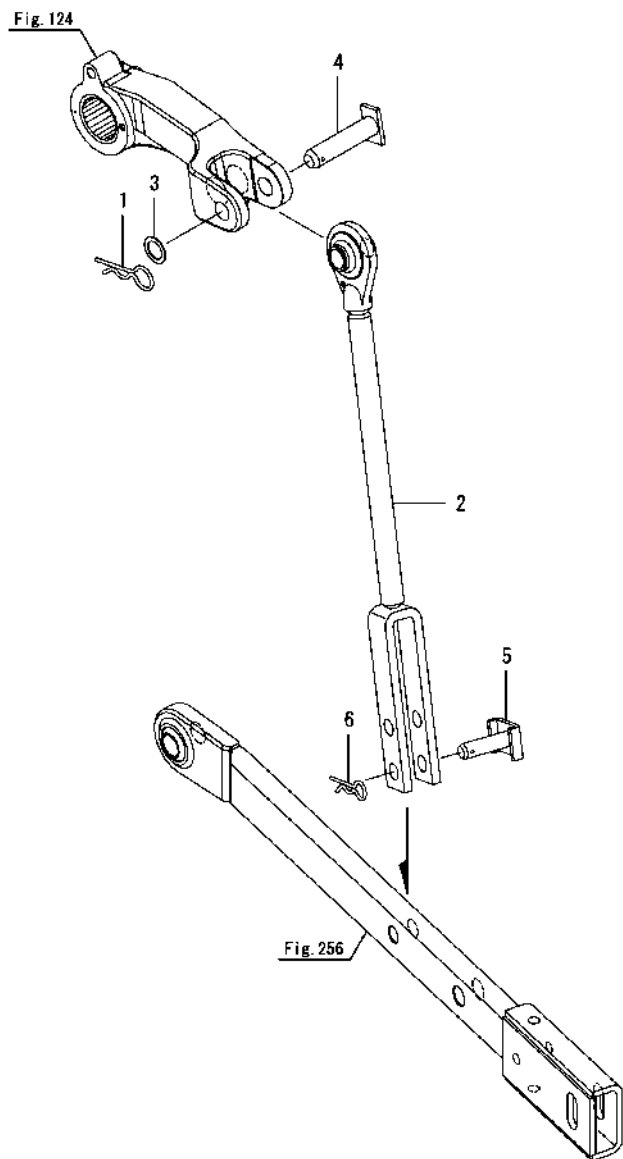
Fig. 133

(A)=YT347Y,EU
(B)=YT359Y,EU
(C)=

(D)=
(E)=
(F)=

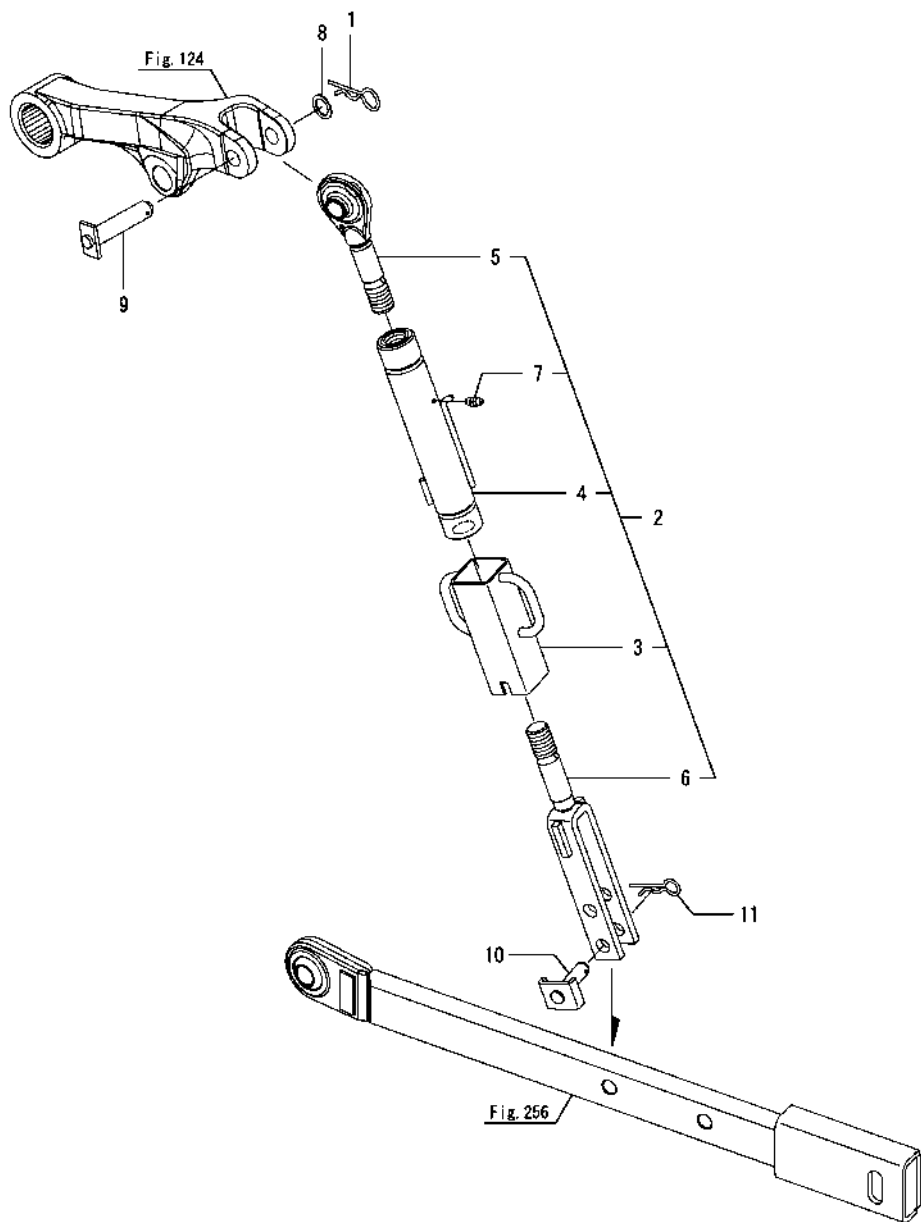
No.	Lev.	Parts No.	Description	Q'ty						I	R
				(A)	(B)	(C)	(D)	(E)	(F)		
1	1	198072-18320	SPRING, 12	3	3						
2	1	1A8470-71700	HOOK, TOPLINK	1	1						
3	1	198092-71720	COLLAR, 8.1X10.5X9.3	1	1						
4	1	1A8470-71750	STAY ASSY, HOOK	1	1						
5	1	22157-080000	WASHER, 8	1	1						
6	1	26106-080162	BOLT, M8X 16 PLATED	2	2						
7	1	26346-080002	NUT, M8	1	1						

Fig.254. LIFT LINK(LEFT)



No.	Lev.	Parts No.	Description	Q'ty						I	R
				(A)	(B)	(C)	(D)	(E)	(F)		
1	1	195184-15360	PIN, SNAP 19	1	1						
2	1	1A8475-72300	LINK ASSY, LIFT L	1	1						
3	1	194640-72420	WASHER, 19X28X1	1	1						
4	1	1A7180-72451	PIN, LIFT ARM	1	1						
5	1	1A7180-72550	PIN, LIFT YOKE	1	1						
6	1	1A6150-73700	PIN, SNAP 16	1	1						

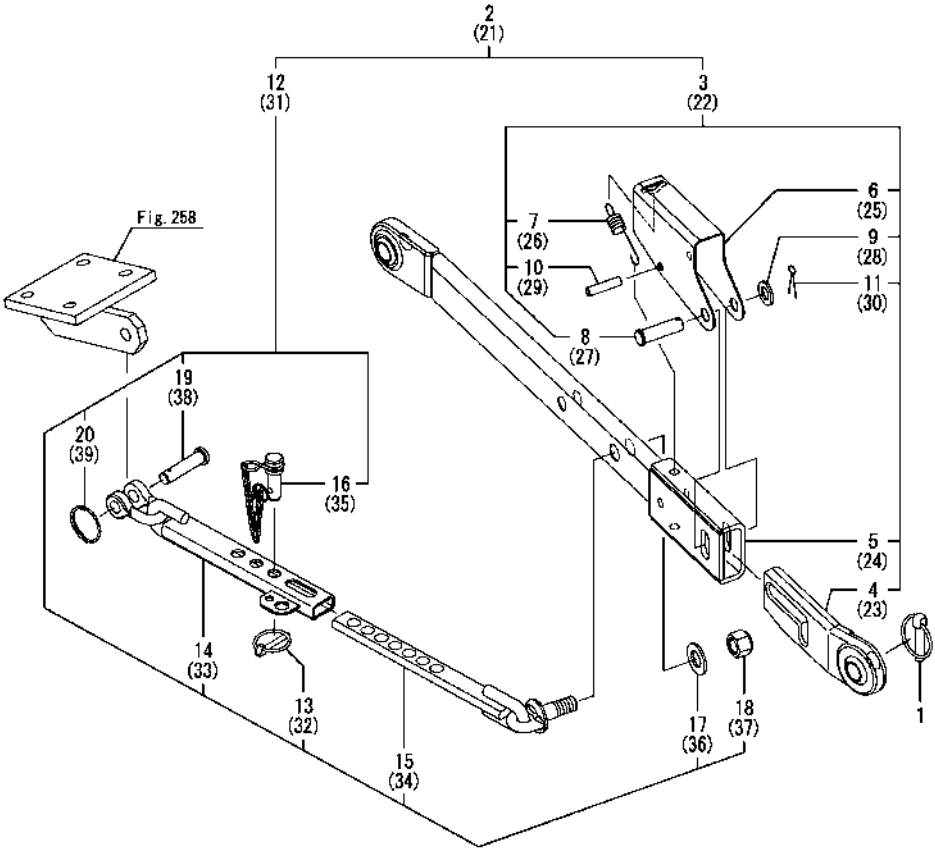
Fig.255. LIFT LINK(RIGHT)



				(A)=YT347Y,EU (B)=YT359Y,EU (C)=				(D)= (E)= (F)=				
No.	Lev.	Parts No.	Description	Q'ty								
				(A)	(B)	(C)	(D)	(E)	(F)	I	R	
1	1	195184-15360	PIN, SNAP 19	1	1							
2	1	1A8475-72100	LINK ASSY, LIFT R	1	1							
3	2	1A8475-72110	HANDLE ASSY	1	1							
4	2	1A8475-72200	TURNBUCKLE ASSY	1	1							
5	2	1A8475-72250	EYE-BOLT ASSY, LINK R	1	1							
6	2	1A8475-72270	YOKE ASSY, LINK R	1	1							
7	2	24761-060000	NIPPLE, GREASE MT6X1	1	1							
8	1	194640-72420	WASHER, 19X28X1	1	1							
9	1	1A7180-72451	PIN, LIFT ARM	1	1							
10	1	1A7180-72550	PIN, LIFT YOKE	1	1							
11	1	1A6150-73700	PIN, SNAP 16	1	1							

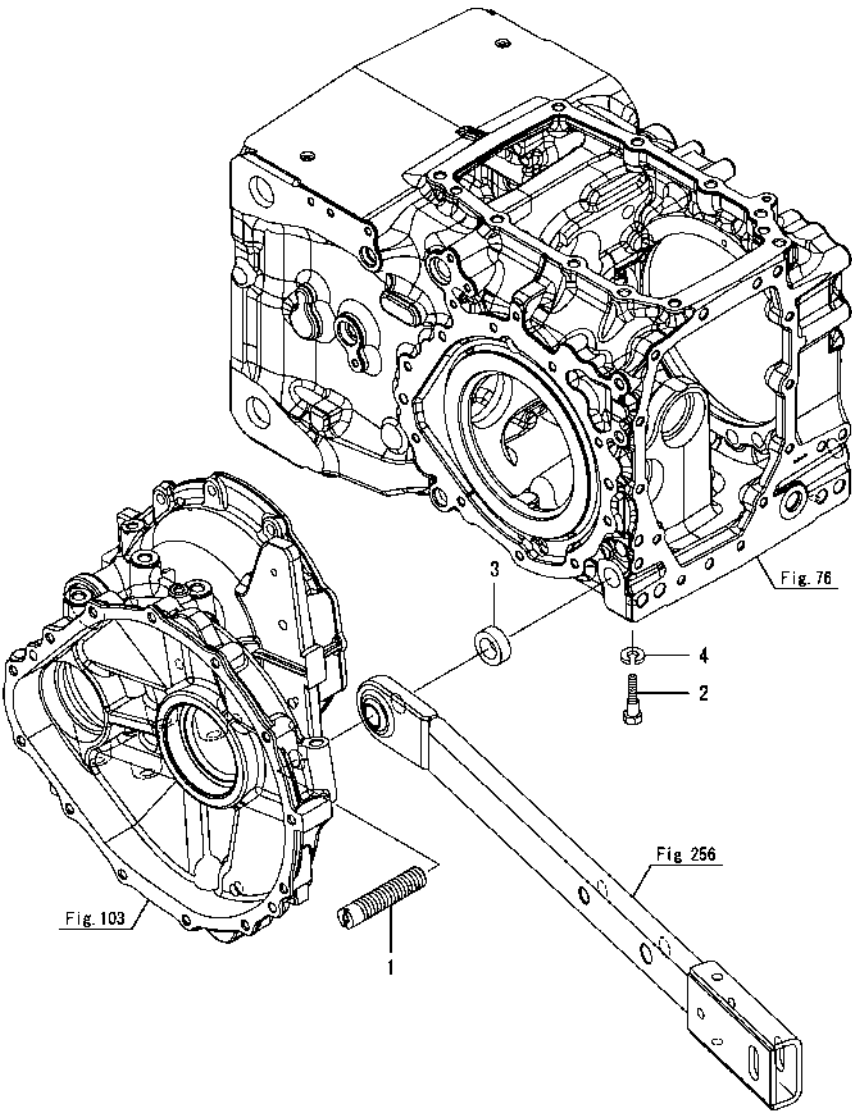
(A)=YT347Y,EU
(B)=YT359Y,EU
(C)=

(D)=
(E)=
(F)=



No.	Lev.	Parts No.	Description	Q'ty						I	R
				(A)	(B)	(C)	(D)	(E)	(F)		
1	1	794130-71410	PIN ASSY, BALL	2	2						
2	1	1A8475-73031	LINK ASSY, LOWER L	1	1						
3	2	1A8475-73501	LINK ASSY, LOWER L.H.	1	1						
4	3	1A8475-73510	LINK ASSY, LOWER RL	1	1						
5	3	1A8475-73600	LINK ASSY, LOWER F	1	1						
6	3	1A8475-73701	LEVER, TELESCOPIC	1	1						
7	3	1A8475-73710	SPRING	1	1						
8	3	1A8475-73720	PIN	1	1						
9	3	22137-160000	WASHER, 16	1	1						
10	3	22351-100045	PIN, SPRING 10.0X45	1	1						
11	3	22417-400320	PIN, COTTER 4.0X32	1	1						
12	2	1A8475-74200	STABILIZER ASSY	1	1						
13	3	1A8060-72590	PIN, LOCK	1	1						
14	3	1A8475-74260	TUBE ASSY, OUTER	1	1						
15	3	1A8475-74340	PLATE ASSY, INNER	1	1						
16	3	1A8475-74430	PIN ASSY	1	1						
17	3	1A8475-74520	WASHER	1	1						
18	3	1A8475-74530	NUT, LOCK	1	1						
19	3	194450-74630	PIN, SHACKLE SA10	1	1						
20	3	194145-75250	RING, STOPPER	1	1						
21	1	1A8475-73041	LINK ASSY, LOWER R	1	1						
22	2	1A8475-73551	LINK ASSY, LOWER R.H.	1	1						
23	3	1A8475-73560	LINK ASSY, LOWER RR	1	1						
24	3	1A8475-73600	LINK ASSY, LOWER F	1	1						
25	3	1A8475-73701	LEVER, TELESCOPIC	1	1						
26	3	1A8475-73710	SPRING	1	1						
27	3	1A8475-73720	PIN	1	1						
28	3	22137-160000	WASHER, 16	1	1						
29	3	22351-100045	PIN, SPRING 10.0X45	1	1						
30	3	22417-400320	PIN, COTTER 4.0X32	1	1						
31	2	1A8475-74200	STABILIZER ASSY	1	1						
32	3	1A8060-72590	PIN, LOCK	1	1						
33	3	1A8475-74260	TUBE ASSY, OUTER	1	1						
34	3	1A8475-74340	PLATE ASSY, INNER	1	1						
35	3	1A8475-74430	PIN ASSY	1	1						
36	3	1A8475-74520	WASHER	1	1						
37	3	1A8475-74530	NUT, LOCK	1	1						
38	3	194450-74630	PIN, SHACKLE SA10	1	1						
39	3	194145-75250	RING, STOPPER	1	1						

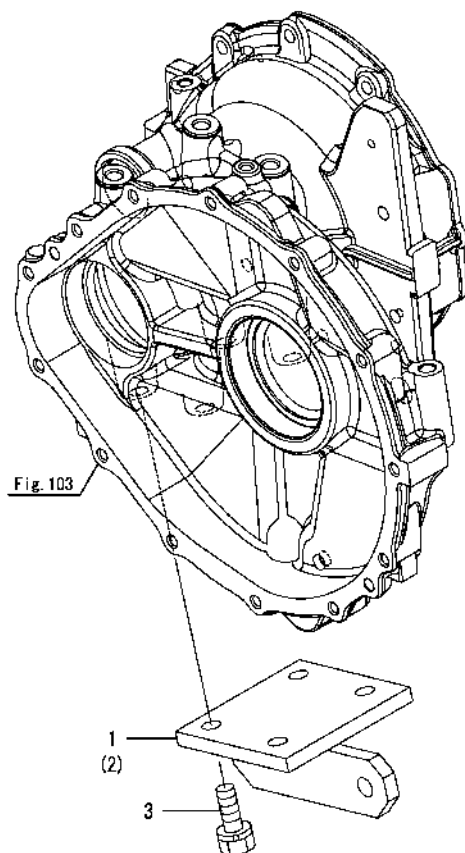
Fig.257. LOWER LINK PIN



No.	Lev.	Parts No.	Description	Q'ty						I	R
				(A)	(B)	(C)	(D)	(E)	(F)		
1	1	1A8470-73150	PIN, LOWER LINK	2	2						
2	1	1A8470-73160	BOLT, LOWER LINK PIN	2	2						
3	1	1A8470-73170	COLLAR, LOWER LINK	2	2						
4	1	22217-120000	WASHER, SPRING 12	2	2						

Fig.258. CHECK CHAIN BRACKET

(D)=
(E)=
(F)=

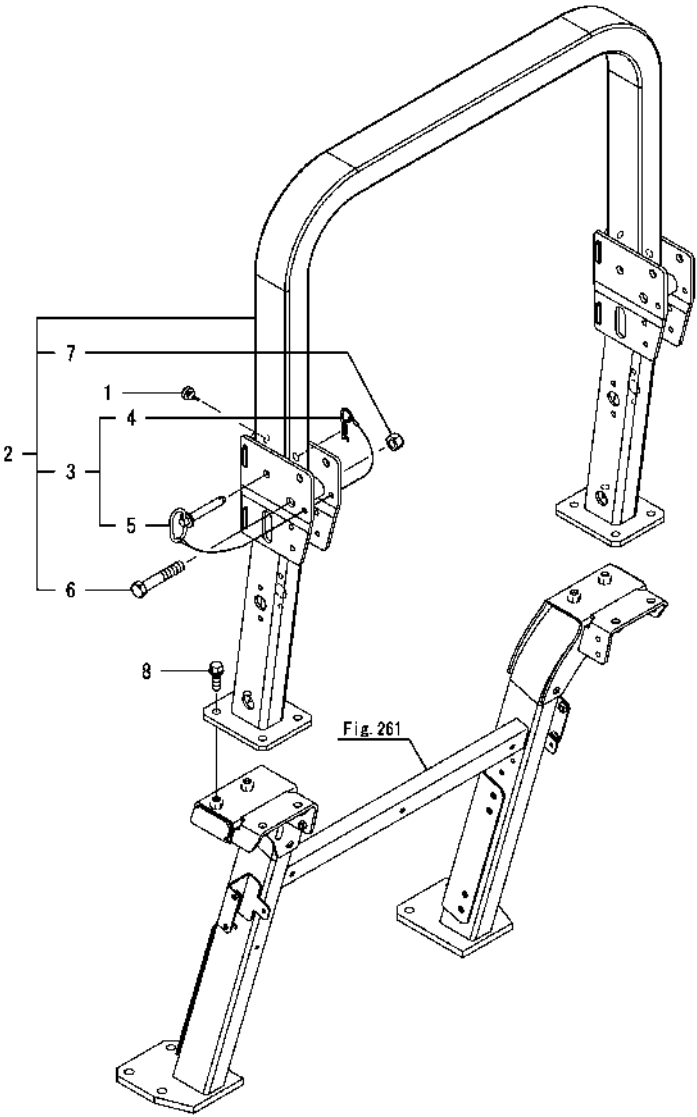


No.	Lev.	Parts No.	Description	Q'ty						I	R
				(A)	(B)	(C)	(D)	(E)	(F)		
1	1	1A7180-74101	BRACKET, CHAIN L	1	1						
2	1	1A7180-74151	BRACKET, CHAIN R	1	1						
3	1	26013-140352	BOLT, M14X 35	8	8						

Fig.259. SAFETY FRAME(UPPER)

(A)=YT347Y,EU
(B)=YT359Y,EU
(C)=

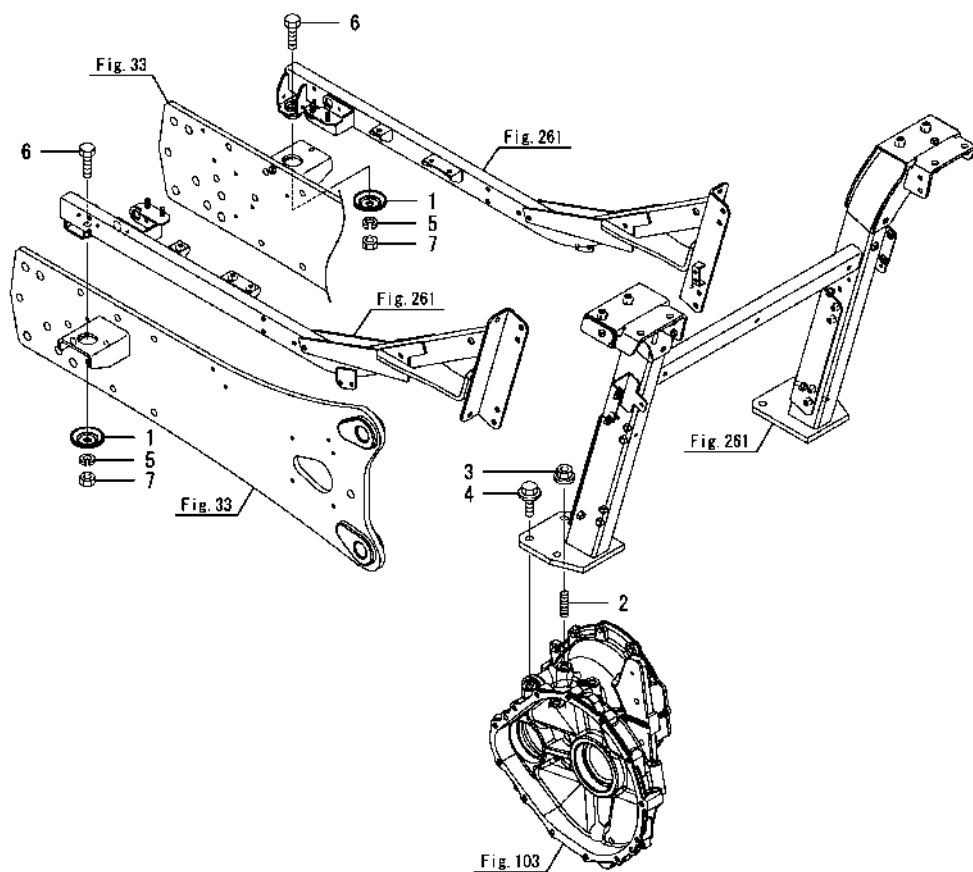
(D)=
(E)=
(F)=



No.	Lev.	Parts No.	Description	Q'ty						I	R
				(A)	(B)	(C)	(D)	(E)	(F)		
1	1	194330-62530	STOPPER, PEDAL	2	2						
2	1	1A8475-85101	ROPS ASSY	1	1						
3	2	1A8160-85311	PIN ASSY, HITCH	2	2						
4	3	1TN322-71170	BETA PIN	2	2						
5	3	1A8160-85320	PIN, HITCH	2	2						
6	2	1A8300-85430	BOLT, M16X90	2	2						
7	2	1A8300-85440	NUT, M16	2	2						
8	1	198165-85970	BOLT, M12X35	8	8						

Fig.260. SAFETY FRAME(LOWER)(1)

(D)=
(E)=
(F)=



No.	Lev.	Parts No.	Description	Q'ty						I	R
				(A)	(B)	(C)	(D)	(E)	(F)		
1	1	198200-62910	STOPPER, U	2	2						
2	1	1A8470-85470	STUD, M14X35	2	2						
3	1	1A8470-85480	NUT, M14	2	2						
4	1	198165-85980	BOLT, M14X30	4	4						
5	1	22217-140000	WASHER, SPRING 14	2	2						
6	1	26116-140402	BOLT, M14X 40 PLATED	2	2						
7	1	26716-140002	NUT, M14	2	2						

Fig.261. SAFETY FRAME(LOWER)(2)

(A)=YT347Y,EU
(B)=YT359Y,EU
(C)=

(D)=
(E)=
(F)=

No.	Lev.	Parts No.	Description	Q'ty						I	R
				(A)	(B)	(C)	(D)	(E)	(F)		
1	1	1A8475-62600	FRAME ASSY, FLOOR L	1	1						
2	1	1A8475-62610	FRAME ASSY, FLOOR R	1	1						
3	1	1A8470-62800	STAY ASSY, BELT L	1	1						
4	1	1A8470-62810	STAY ASSY, BELT R	1	1						
5	1	1A8475-85090	M ASSY, ROPS FRAME	1	1						
6	1	26106-100202	BOLT, M10X 20 PLATED	12	12						

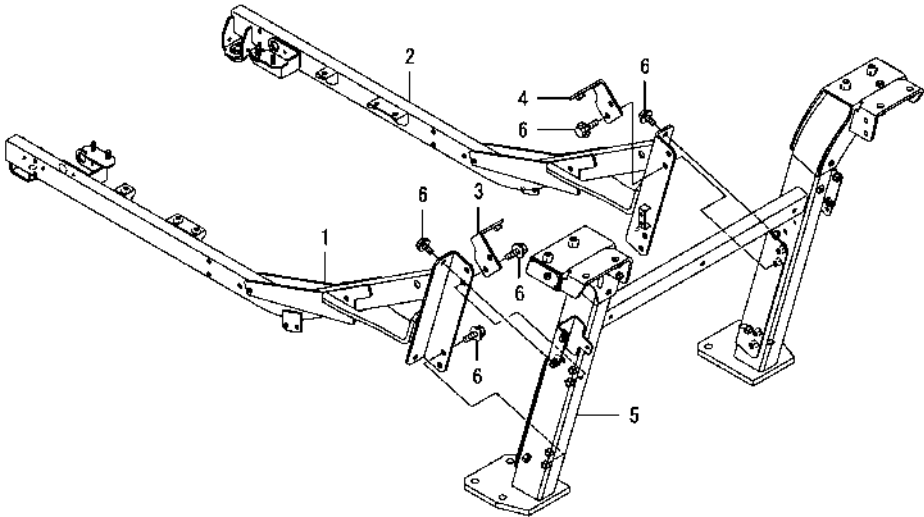
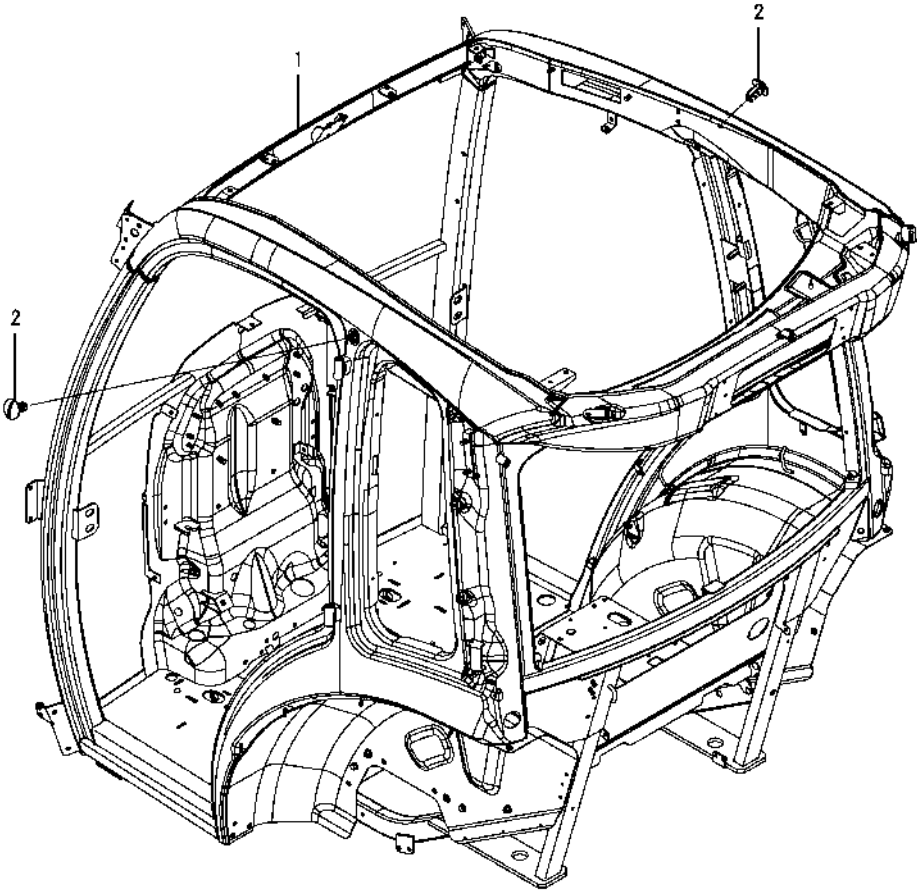


Fig.262. CABIN FRAME



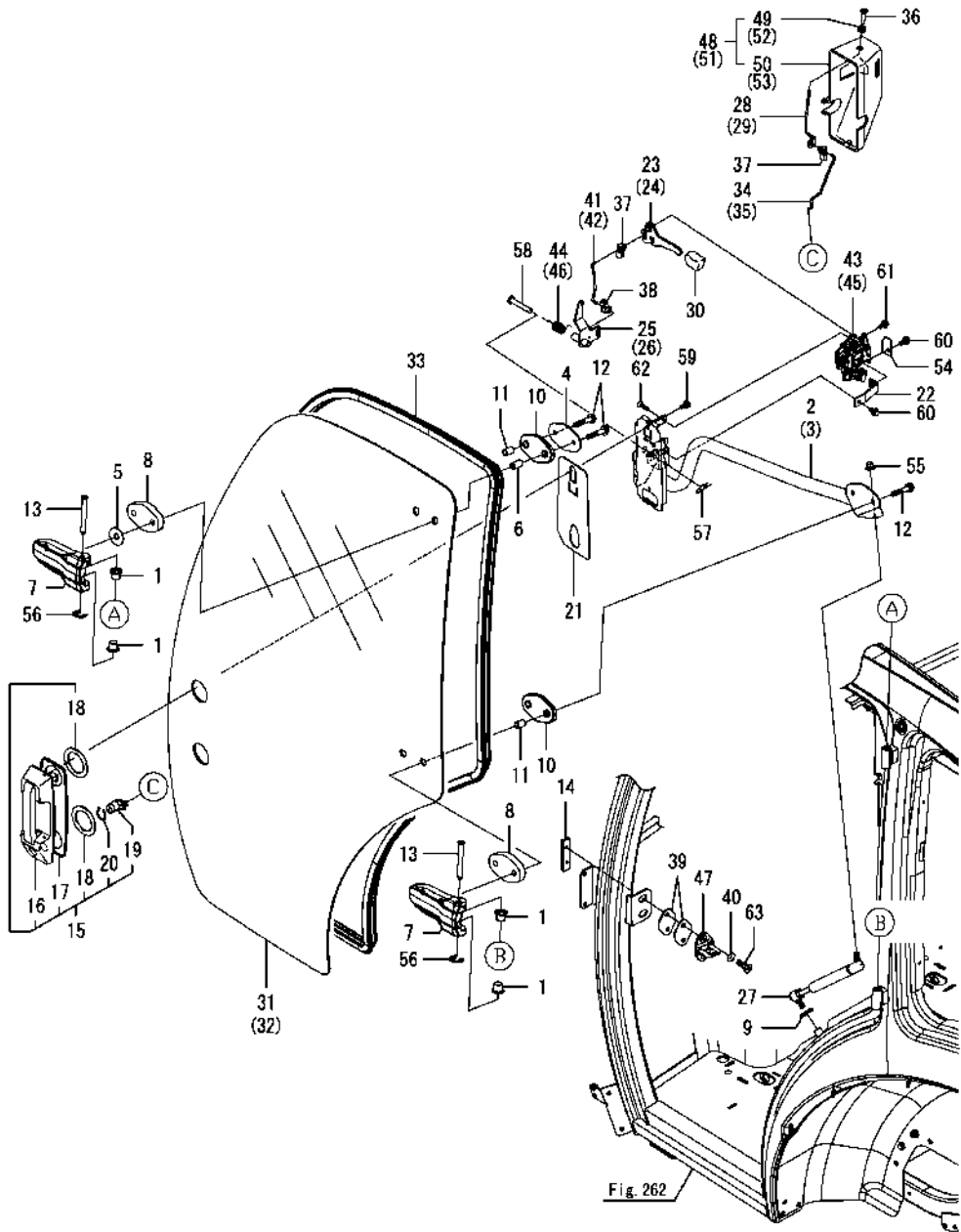
(A)=YT347Y,EU
(B)=YT359Y,EU
(C)=

(D)=
(E)=
(F)=

No.	Lev.	Parts No.	Description	Q'ty						I	R
				(A)	(B)	(C)	(D)	(E)	(F)		
1	1	1A8485-80080	M ASSY,CAB FRAME	1	1						
2	1	41810-000120	CAP, BOLT M12	2	2						

(A)=YT347Y,EU
(B)=YT359Y,EU
(C)=

(D)=
(E)=
(F)=



No.	Lev.	Parts No.	Description	Q'ty						I	R
				(A)	(B)	(C)	(D)	(E)	(F)		
1	1	1C1011-33990	BUSH, COLLAR 10	8	8						
2	1	1A8484-82100	FRAME ASSY, DOOR L	1	1						
3	1	1A8484-82110	FRAME ASSY, DOOR R	1	1						
4	1	1A8484-82150	PLATE, DOOR FRAME	2	2						
5	1	1A8484-82210	SPACER, 13.5X40X2.3	2	2						
6	1	1A8484-82220	COLLAR, 8.8X12X20	2	2						
7	1	1A8110-82250	HINGE, DOOR A	4	4						
8	1	1A8484-82260	SPACER, DOOR A	4	4						
9	1	198268-82270	WASHER, SPRING 8	2	2						
10	1	1A8484-82270	SPACER, DOOR B	4	4						
11	1	1A8484-82280	COLLAR	6	6						
12	1	1A8484-82290	BOLT, FLANGE M8X40	8	8						
13	1	1A8484-82301	PIN, DOOR HINGE	4	4						
14	1	198463-82350	PLATE, DOOR LOCK	2	2						
15	1	1A8485-82400	HANDLE ASSY, OUTER	2	2						
16	2	1A7470-82410	BODY, HANDLE	2	2						
17	2	1A8060-82420	SEAT, HANDLE OUTER	2	2						
18	2	1A7470-82580	SEAL, DOOR HANDLE	4	4						
19	2	1A7470-82880	CYLINDER ASSY, KEY	2	2						
20	2	1A7470-82890	PIN, KEY CYLINDER	2	2						
21	1	1A7470-82440	PACKING, LATCH COVER	2	2						
22	1	1A7470-82450	STAY, DOOR LOCK	2	2						
23	1	1A7470-82471	LEVER, DOOR L	1	1						
24	1	1A7470-82481	LEVER, DOOR R	1	1						
25	1	1A7470-82510	LEVER, OPEN OUT L	1	1						
26	1	1A7470-82520	LEVER, OPEN OUT R	1	1						
27	1	198463-82551	DAMPER, GAS 200	2	2						
28	1	1A7470-82560	ROD, INSIDE LOCK L	1	1						
29	1	1A7470-82570	ROD, INSIDE LOCK R	1	1						
30	1	198492-82590	KNOB, DOOR HANDLE	2	2						
31	1	1A8484-82611	GLASS, DOOR L	1	1						
32	1	1A8484-82621	GLASS, DOOR R	1	1						
33	1	1A8484-82630	WEATHER-STRIP, DG	2	2						
34	1	1A7470-82640	ROD, CYLINDER L	1	1						
35	1	1A7470-82650	ROD, CYLINDER R	1	1						
36	1	1A7470-82660	KNOB, LOCK	2	2						
37	1	1A7470-82670	BUSH, LINKAGE A	4	4						
38	1	1A7470-82680	BUSH, LINKAGE B	2	2						
39	1	198255-82690	SPACER, STRIKER	4	4						
40	1	198255-82701	WASHER, 8	4	4						
41	1	1A7470-82720	ROD, OPEN LEVER L	1	1						
42	1	1A7470-82730	ROD, OPEN LEVER R	1	1						
43	1	1A7320-82750	LOCK ASSY, DOOR L	1	1						
44	1	1A7470-82750	SPRING, DOOR LOCK L	1	1						
45	1	1A7320-82760	LOCK ASSY, DOOR R	1	1						
46	1	1A7470-82760	SPRING, DOOR LOCK R	1	1						
47	1	1A7320-82770	STRIKER, DOOR LOCK	2	2						
48	1	1A7470-82800	COVER, LATCH L	1	1						
49	2	198071-58810	GROMMET, 8	1	1						
50	2	1A7470-82810	COVER, LATCH L	1	1						
51	1	1A7470-82900	COVER, LATCH R	1	1						

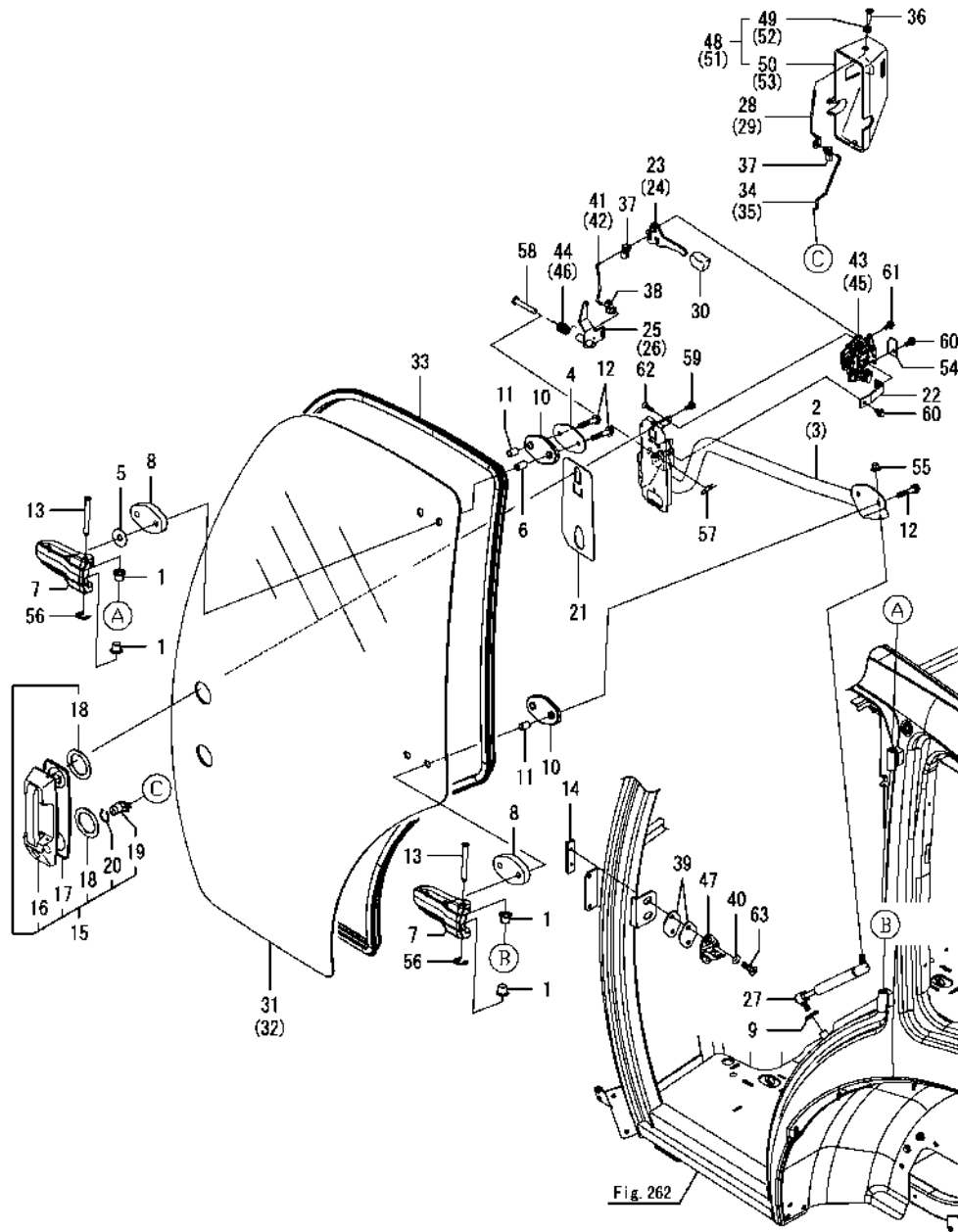


Fig. 262

No.	Lev.	Parts No.	Description	Q'ty						I	R
				(A)	(B)	(C)	(D)	(E)	(F)		
52	2	198071-58810	GROMMET, 8	1	1						
53	2	1A7470-82820	COVER, LATCH R	1	1						
54	1	1A7470-82950	PLATE, SUPPORT	2	2						
55	1	1A8110-83730	NUT, CAP M8	2	2						
56	1	22272-000080	RING, E- 8	4	4						
57	1	22372-080000	PIN, SNAP 8	2	2						
58	1	22487-080450	PIN 8X 45	2	2						
59	1	26106-060122	BOLT, M6X 12 PLATED	4	4						
60	1	26106-060122	BOLT, M6X 12 PLATED	4	4						
61	1	26106-060122	BOLT, M6X 12 PLATED	2	2						
62	1	26577-060202	SCREW, M6X20	6	6						
63	1	26577-080252	SCREW, M8X25	4	4						

(A)=YT347Y,EU
(B)=YT359Y,EU
(C)=

(D)=
(E)=
(F)=

No.	Lev.	Parts No.	Description	Q'ty						I	R
				(A)	(B)	(C)	(D)	(E)	(F)		
1	1	194065-60580	SCREW, M6X25	4	4						
2	1	1A8486-82500	GRIP ASSY, ASSIST	2	2						

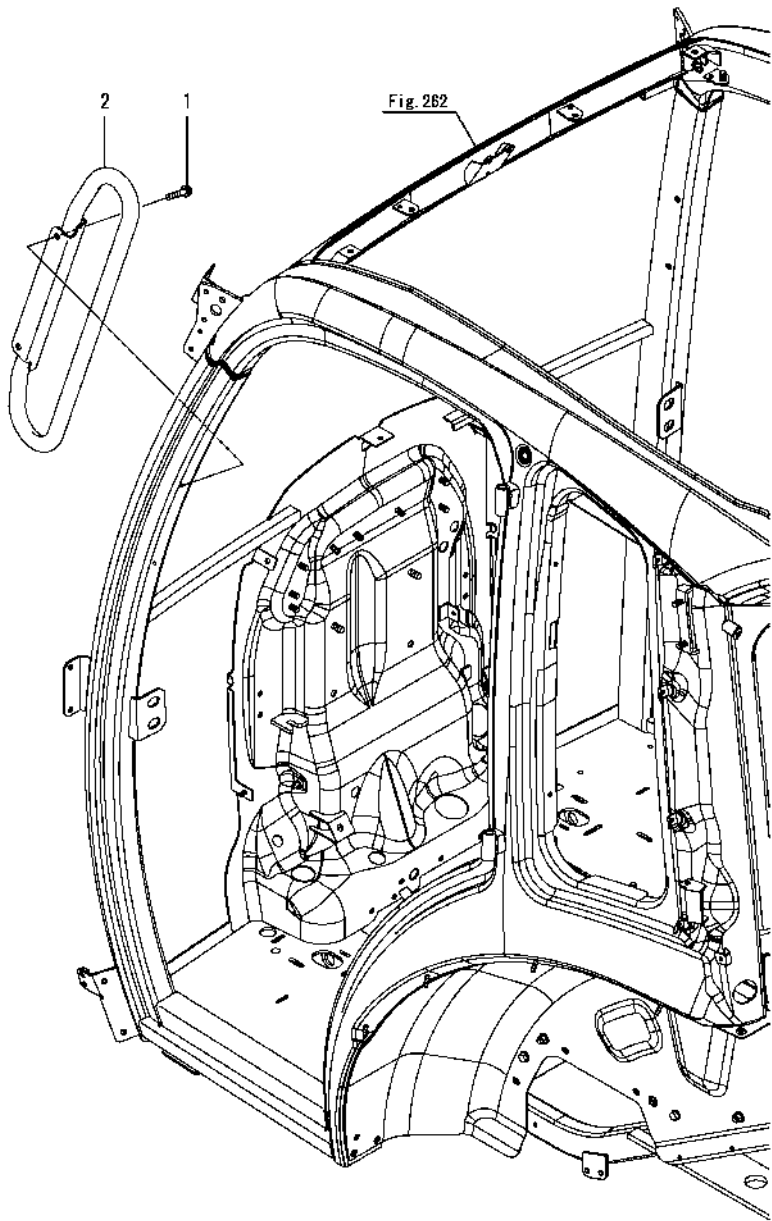
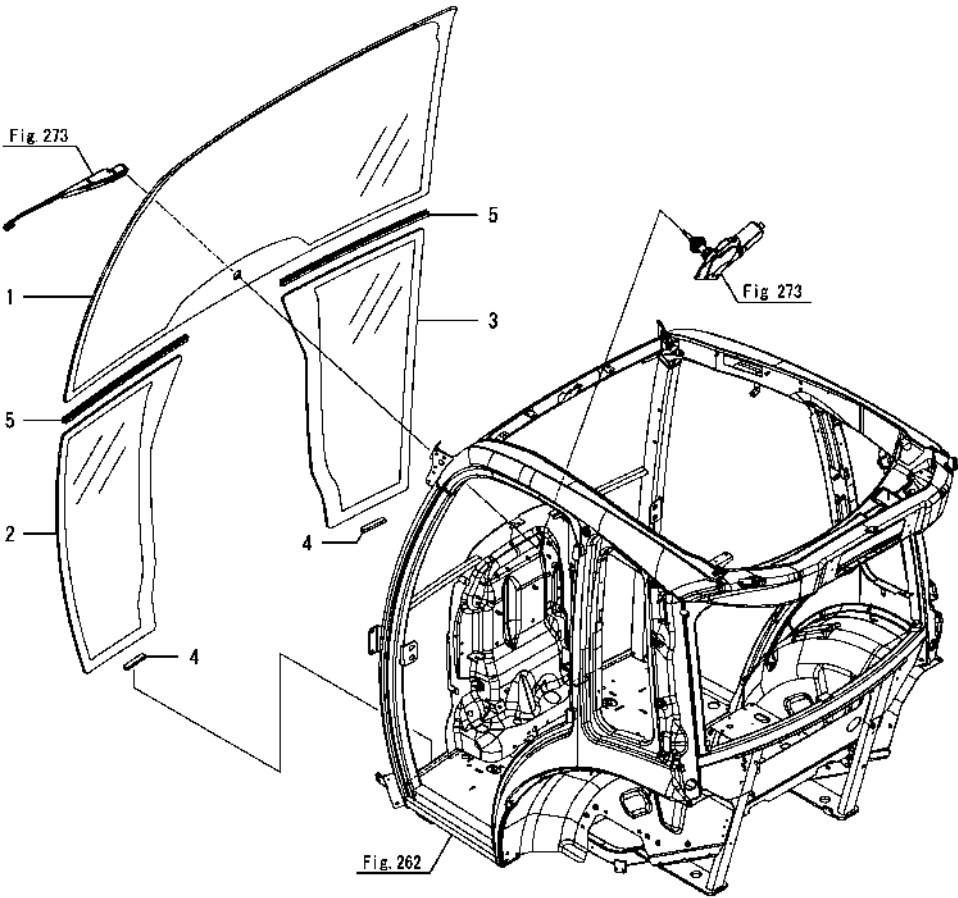


Fig.265. FRONT WINDOW



(A)=YT347Y,EU
(B)=YT359Y,EU
(C)=

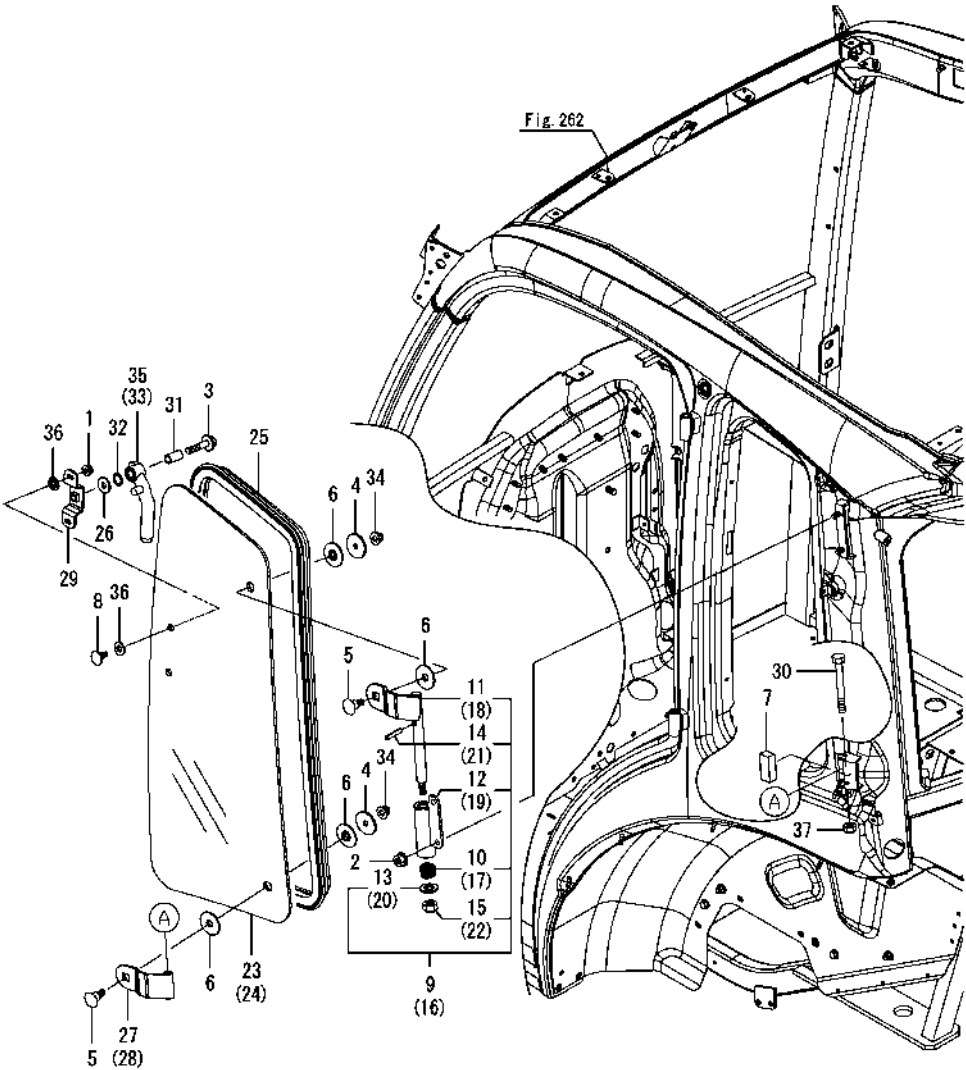
(D)=
(E)=
(F)=

No.	Lev.	Parts No.	Description	Q'ty						I	R
				(A)	(B)	(C)	(D)	(E)	(F)		
1	1	1A8484-83110	GLASS, FRONT	1	1						
2	1	1A8484-83150	GLASS, FRONT LOWER L	1	1						
3	1	1A8484-83160	GLASS, FRONT LOWER R	1	1						
4	1	1A7210-83210	SPACER, LOWER	2	2						
5	1	1A8484-83260	LACE, GLASS 430	2	2						

Fig.266. SIDE WINDOW

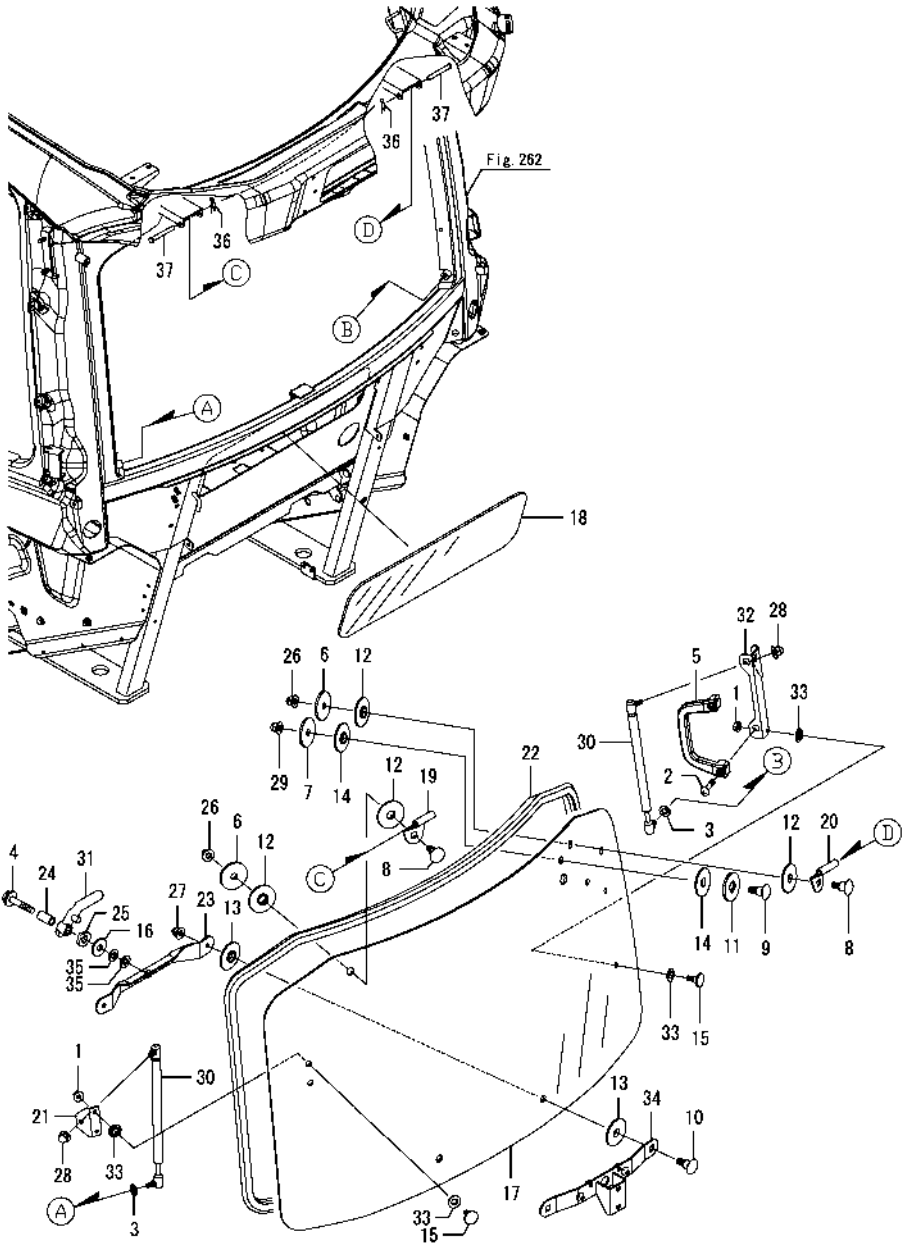
(A)=YT347Y,EU
(B)=YT359Y,EU
(C)=

(D)=
(E)=
(F)=



No.	Lev.	Parts No.	Description	Q'ty						I	R
				(A)	(B)	(C)	(D)	(E)	(F)		
1	1	194990-22130	NUT, M6	4	4						
2	1	194990-22140	NUT, M8	4	4						
3	1	194697-28270	BOLT, M8X35	2	2						
4	1	198255-82640	STAY, HINGE PLATE	4	4						
5	1	1A8110-82650	BOLT, CARRIAGE M8	4	4						
6	1	1A8110-82670	RUBBER, CUSHION	8	8						
7	1	1A8484-83281	RUBBER, 20X10X45	2	2						
8	1	1A8484-83300	BOLT, STEPPED M6	4	4						
9	1	1A8484-83351	HINGE ASSY, L SIDE	1	1						
10	2	198220-63340	SPRING, FRICTION	1	1						
11	2	1A8484-83461	HINGE, L SIDE UPPER	1	1						
12	2	1A8484-83510	HINGE ASSY, L B	1	1						
13	2	22137-120000	WASHER, 12	1	1						
14	2	22351-060036	PIN, SPRING 6.0X36	1	1						
15	2	26356-100002	NUT, M10	1	1						
16	1	1A8484-83361	HINGE ASSY, R SIDE	1	1						
17	2	198220-63340	SPRING, FRICTION	1	1						
18	2	1A8484-83471	HINGE, R SIDE UPPER	1	1						
19	2	1A8484-83520	HINGE ASSY, R B	1	1						
20	2	22137-120000	WASHER, 12	1	1						
21	2	22351-060036	PIN, SPRING 6.0X36	1	1						
22	2	26356-100002	NUT, M10	1	1						
23	1	1A8484-83410	GLASS, SIDE L	1	1						
24	1	1A8484-83420	GLASS, SIDE R	1	1						
25	1	1A8484-83430	WEATHER-STRIP, SG	2	2						
26	1	198255-83550	WASHER, FLAT 8	2	2						
27	1	1A8484-83550	PLATE, HINGE L	1	1						
28	1	1A8484-83560	PLATE, HINGE R	1	1						
29	1	1A8110-83570	STAY, SIDE LOCK	2	2						
30	1	198208-83680	BOLT, REAR HINGE	2	2						
31	1	198153-83710	COLLAR, 8.4X12X22.5	2	2						
32	1	198153-83720	WASHER, WAVE 12	2	2						
33	1	198153-83730	HANDLE, REAR GLASS	1	1						
34	1	1A8110-83730	NUT, CAP M8	4	4						
35	1	198463-83760	HANDLE, SIDE GLASS L	1	1						
36	1	197820-84740	LINER, GLASS FITTING	8	8						
37	1	26346-080002	NUT, M8	2	2						

Fig.267. REAR WINDOW



(A)=YT347Y,EU
(B)=YT359Y,EU
(C)=

(D)=
(E)=
(F)=

No.	Lev.	Parts No.	Description	Q'ty						I	R
				(A)	(B)	(C)	(D)	(E)	(F)		
1	1	194990-22130	NUT, M6	4	4						
2	1	194065-60580	SCREW, M6X25	2	2						
3	1	198268-82270	WASHER, SPRING 8	2	2						
4	1	1A8484-82290	BOLT, FLANGE M8X40	1	1						
5	1	198094-82540	GRIP	1	1						
6	1	198255-82640	STAY, HINGE PLATE	2	2						
7	1	198255-82640	STAY, HINGE PLATE	4	4						
8	1	1A8110-82650	BOLT, CARRIAGE M8	2	2						
9	1	1A8110-82650	BOLT, CARRIAGE M8	4	4						
10	1	1A8110-82650	BOLT, CARRIAGE M8	2	2						
11	1	1A8110-82660	WASHER, CARRIAGE	4	4						
12	1	1A8110-82670	RUBBER, CUSHION	4	4						
13	1	1A8110-82670	RUBBER, CUSHION	4	4						
14	1	1A8110-82670	RUBBER, CUSHION	8	8						
15	1	1A8484-83300	BOLT, STEPPED M6	4	4						
16	1	198255-83550	WASHER, FLAT 8	1	1						
17	1	1A8484-83610	GLASS, REAR	1	1						
18	1	198094-83620	GLASS, REAR LOWER	1	1						1
19	1	1A8484-83630-1	HINGE, REAR L	1	1						
20	1	1A8484-83640-1	HINGE, REAR R	1	1						
21	1	198094-83650	STAY, GAS SPRING	1	1						
22	1	1A8484-83650	WEATHER-STRIP, RG	1	1						
23	1	1A8484-83660	BRACKET ASSY, REAR	1	1						
24	1	198153-83710	COLLAR, 8.4X12X22.5	1	1						
25	1	198153-83720	WASHER, WAVE 12	1	1						
26	1	1A8110-83730	NUT, CAP M8	2	2						
27	1	1A8110-83730	NUT, CAP M8	2	2						
28	1	1A8110-83730	NUT, CAP M8	2	2						
29	1	1A8110-83730	NUT, CAP M8	4	4						
30	1	198093-83752	DAMPER, GAS 100	2	2						
31	1	198463-83760	HANDLE, SIDE GLASS L	1	1						
32	1	1A8484-83790	STAY, REAR GLASS	1	1						
33	1	197820-84740	LINER, GLASS FITTING	8	8						
34	1	1A8484-93131	BRACKET ASSY,SMV CAB	1	1						
35	1	22137-080000	WASHER, 8	2	2						
36	1	22372-080000	PIN, SNAP 8	2	2						
37	1	22487-080600	PIN 8X 60	2	2						

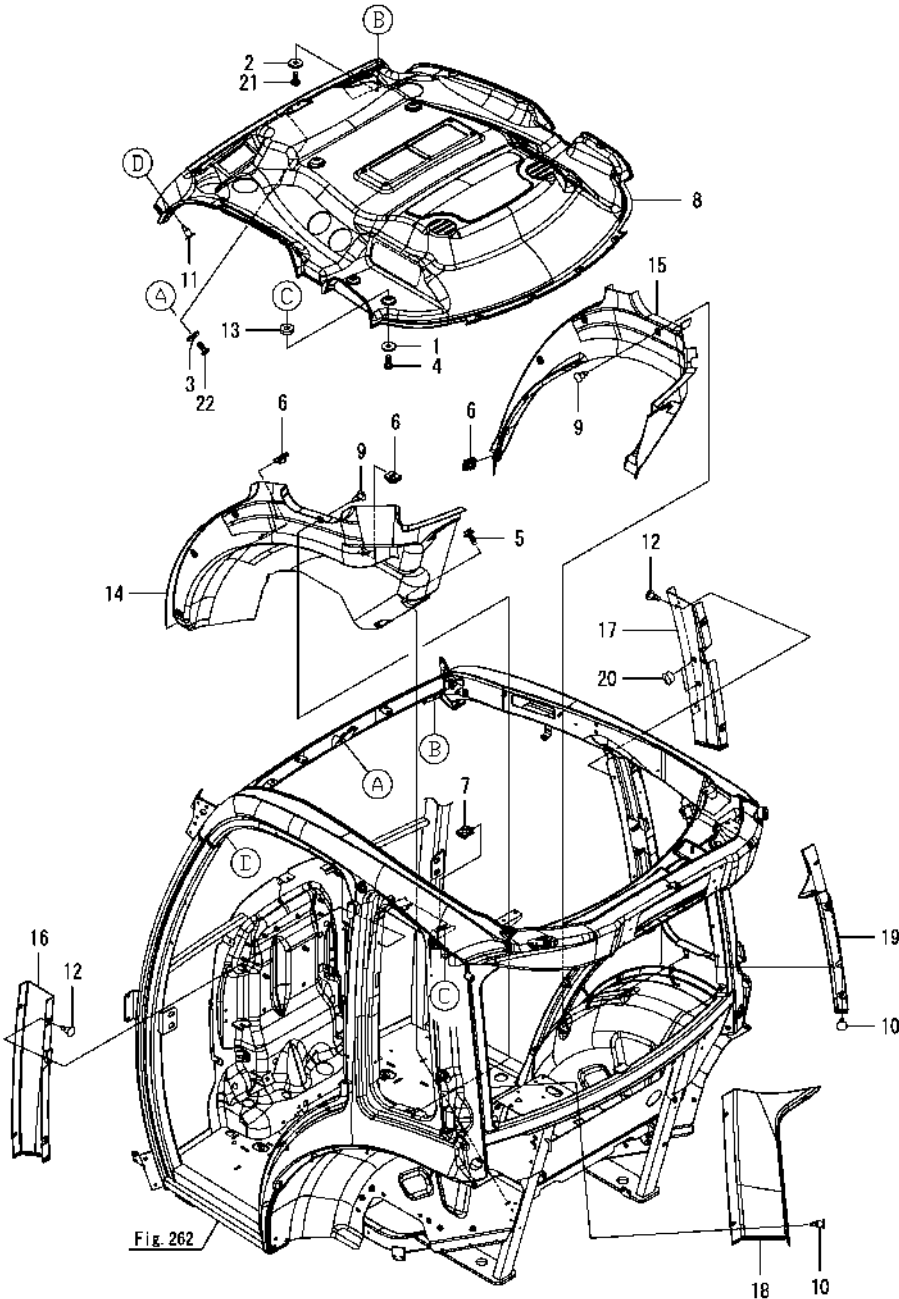
Remarks

(1)The specification of the glue for 198094-83620GLASS, REAR LOWER is Sikaflex-255FC.

Fig.268. INTERIORS

(A)=YT347Y,EU
(B)=YT359Y,EU
(C)=

(D)=
(E)=
(F)=

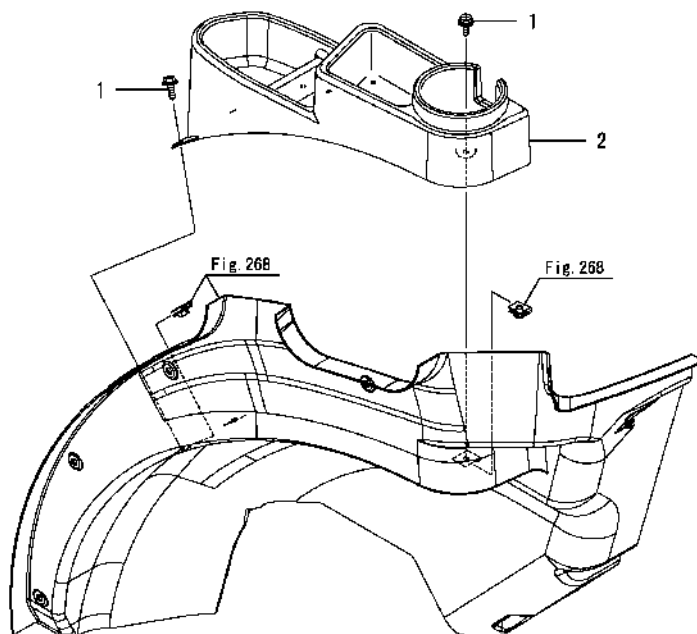


No.	Lev.	Parts No.	Description	Q'ty						I	R
				(A)	(B)	(C)	(D)	(E)	(F)		
1	1	194515-01190	WASHER, 6	2	2						
2	1	194515-01190	WASHER, 6	2	2						
3	1	194515-01190	WASHER, 6	3	3						
4	1	26589-060162	SCREW, M6	2	2						
5	1	198072-60590	BOLT, M6X20	1	1						
6	1	198071-61890	NUT, SPEED M6	4	4						
7	1	198071-61890	NUT, SPEED M6	2	2						
8	1	1A8485-84111	ROOF, INNER	1	1						
9	1	1A8110-84210	RIVET	10	10						
10	1	1A8110-84210	RIVET	10	10						
11	1	1A8110-84210	RIVET	15	15						
12	1	1A8110-84210	RIVET	8	8						
13	1	1A8484-84460	RUBBER, CUSHION	2	2						
14	1	1A8485-84610	COVER, FENDER L	1	1						
15	1	1A8485-84620	COVER, FENDER R	1	1						
16	1	1A8484-85360	COVER, SIDE FRAME L	1	1						
17	1	1A8484-85370	COVER, SIDE FRAME R	1	1						
18	1	1A8484-85480	COVER, REAR FRAME L	1	1						
19	1	1A8486-85490	M ASSY,COVER R	1	1						
20	1	1C6660-94100	PLUG, HOLE 16	2	2						
21	1	26589-060162	SCREW, M6	2	2						
22	1	26589-060162	SCREW, M6	3	3						

Fig.269. CASE(ACCESSORY)

(D)=
(E)=
(F)=

No.	Lev.	Parts No.	Description	Q'ty						I	R
				(A)	(B)	(C)	(D)	(E)	(F)		
1	1	198072-60590	BOLT, M6X20	3	3						
2	1	1A8484-84650	CASE, ACCESSORY	1	1						



(A)=YT347Y,EU
(B)=YT359Y,EU
(C)=

(D)=
(E)=
(F)=

No.	Lev.	Parts No.	Description	Q'ty						I	R
				(A)	(B)	(C)	(D)	(E)	(F)		
1	1	1A8070-17970	NUT, M8 BC	3	3						
2	1	198072-60590	BOLT, M6X20	4	4						
3	1	1A7180-61790	KNOB, 6X15	2	2						
4	1	198071-61890	NUT, SPEED M6	2	2						
5	1	198220-62150	WASHER	8	8						
6	1	198460-83350	BOLT, M8X16	8	8						
7	1	198460-83350	BOLT, M8X16	2	2						
8	1	1A8484-85550	ROOF, OUTER	1	1						
9	1	1A8484-85562	COVER, REAR	1	1						
10	1	1A8484-85570	COVER, FILTER	1	1						
11	1	1A8484-85590	COVER, ROOF	1	1						
12	1	1A8484-85610	INSULATOR, ROOF A	1	1						
13	1	1A8484-85620	INSULATOR, ROOF B	1	1						
14	1	1A8484-85630	INSULATOR, ROOF C	1	1						
15	1	1A8484-85650	STAY ASSY, ROOF	2	2						
16	1	1A8484-85670	RUBBER, EDGE	2	2						
17	1	1A8484-85680	SEAL, ROOF A	2	2						
18	1	1A8484-85690	SEAL, ROOF B	1	1						
19	1	1A8484-85750	SEAL, REAR COVER A	1	1						
20	1	1A8484-85760	SEAL, REAR COVER B	2	2						
21	1	1A8484-85770	SEAL, REAR COVER C	1	1						
22	1	1A8484-88460	SEAL, AIR CON A	1	1						
23	1	1A8484-88470	SEAL, AIR CON B	1	1						
24	1	1A8484-88480	SEAL, AIR CON C	1	1						
25	1	22877-500080	SCREW, 5X 8	3	3						
26	1	26106-080162	BOLT, M8X 16 PLATED	2	2						

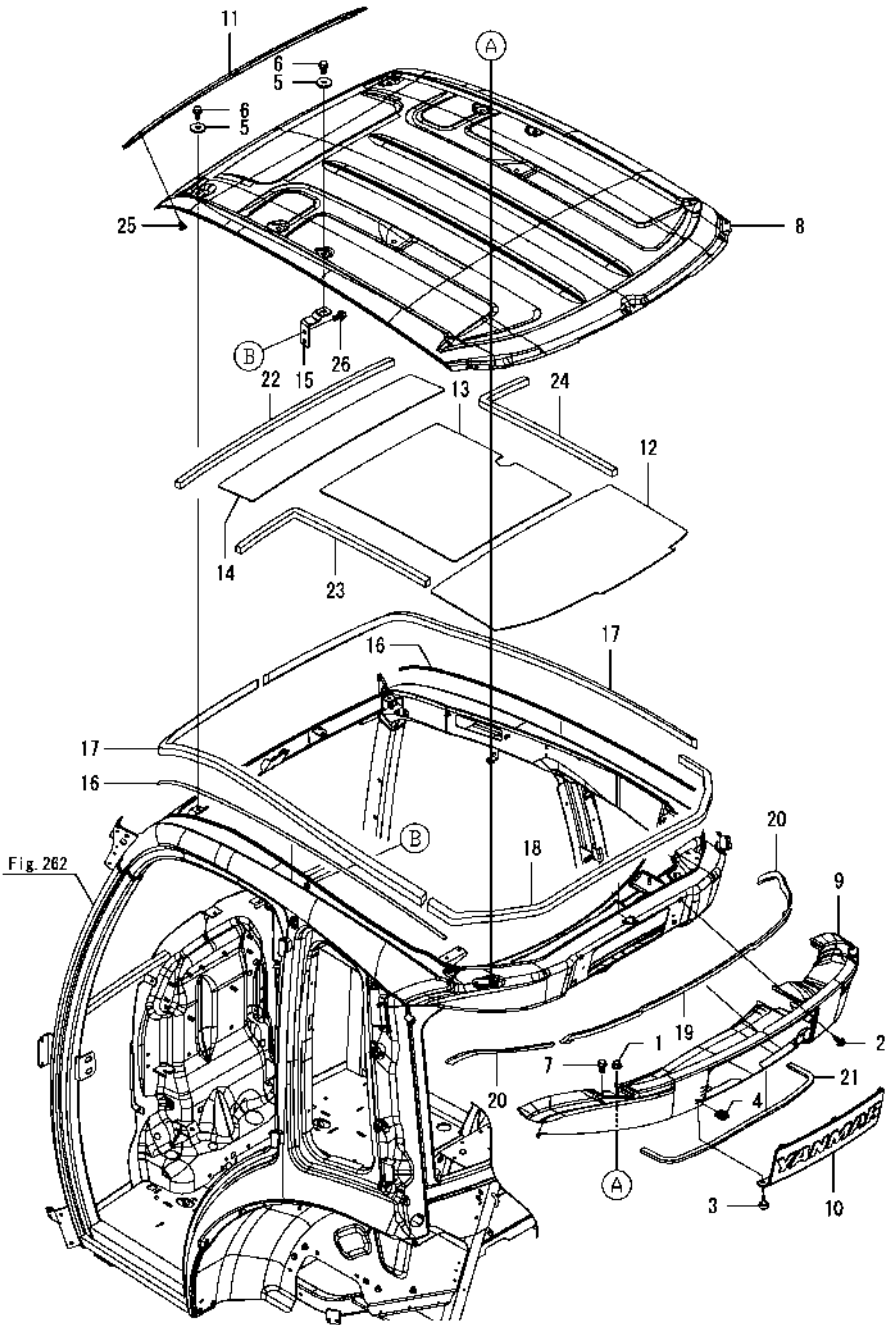
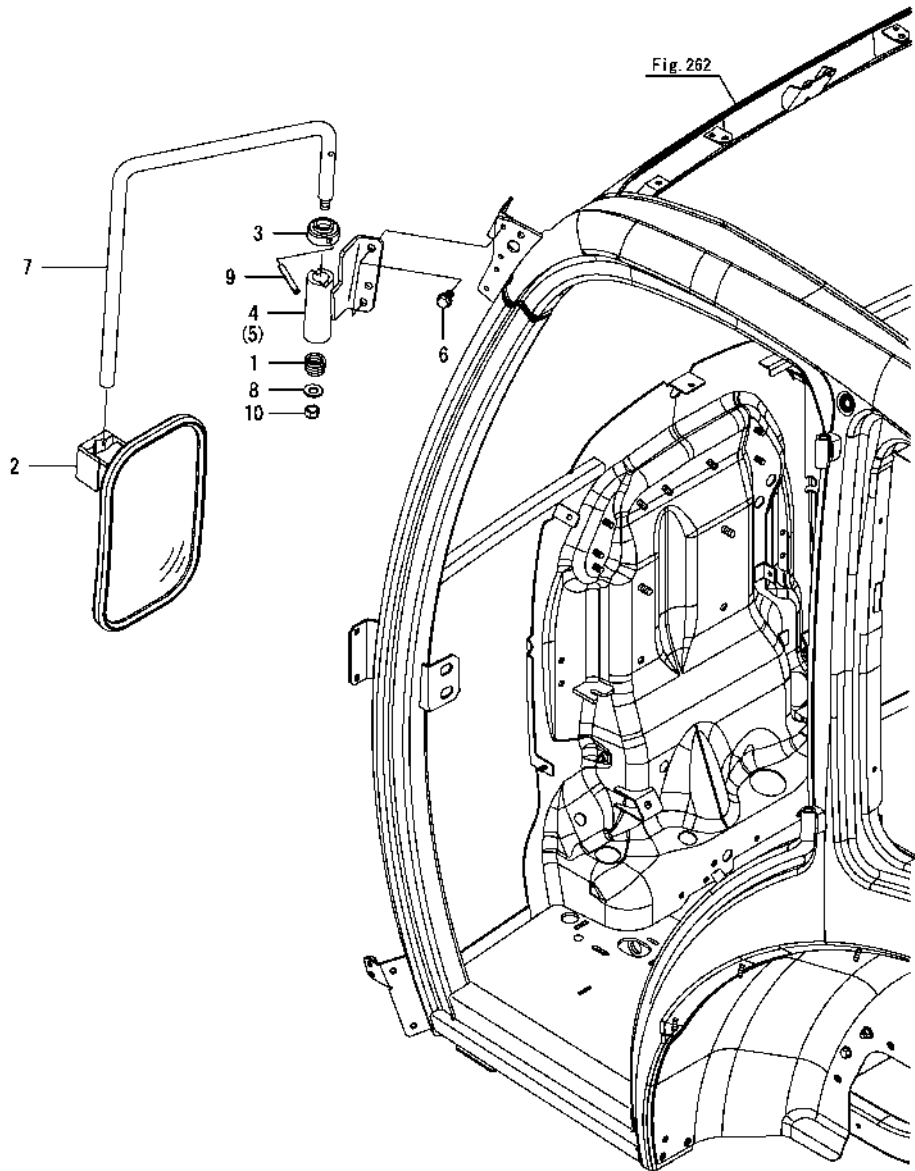


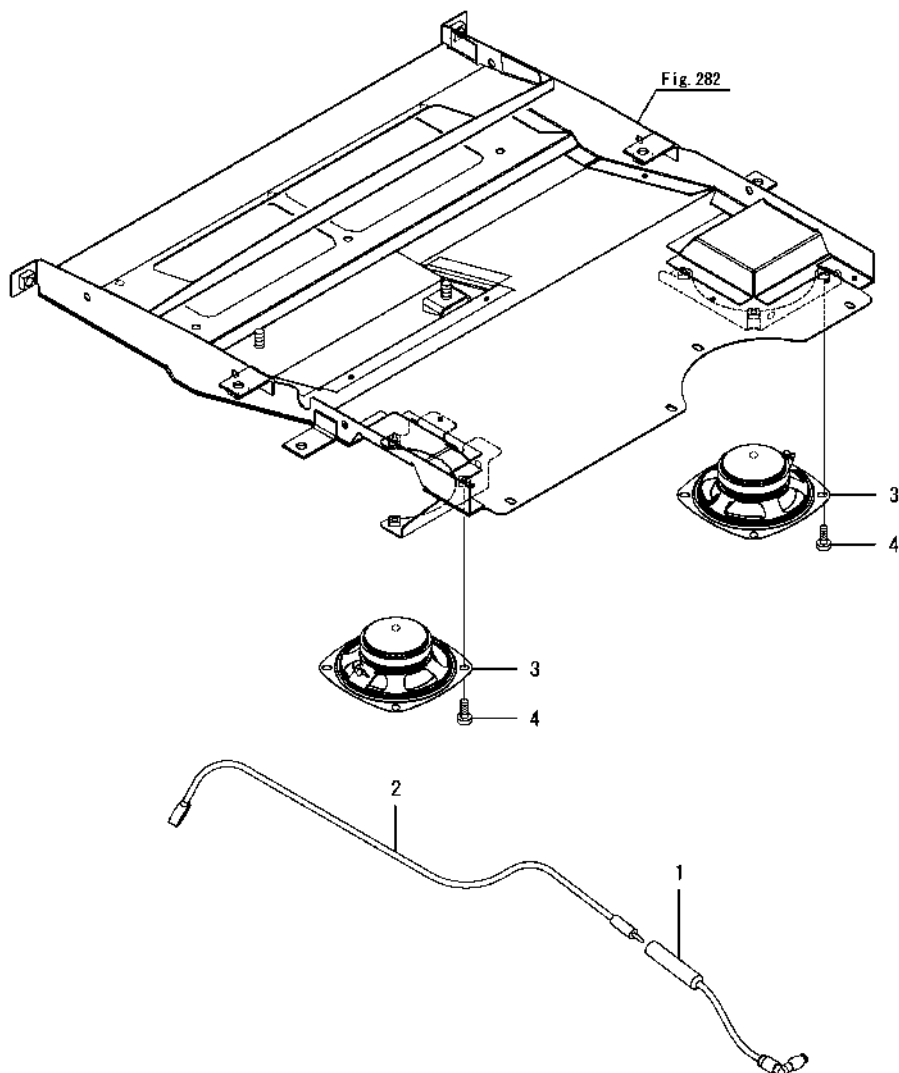
Fig.271. REARVIEW MIRROR

(A)=YT347Y,EU
(B)=YT359Y,EU
(C)=

(D)=
(E)=
(F)=



No.	Lev.	Parts No.	Description	Q'ty						I	R
				(A)	(B)	(C)	(D)	(E)	(F)		
1	1	198220-63340	SPRING, FRICTION	2	2						
2	1	1A7100-64110	MIRROR ASSY, VIEW	2	2						
3	1	198133-64400	GROMMET	2	2						
4	1	1A8484-81200	STAY ASSY, MIRROR L	1	1						
5	1	1A8484-81210	STAY ASSY, MIRROR R	1	1						
6	1	198460-83350	BOLT, M8X16	4	4						
7	1	1A8486-85810	SHAFT, MIRROR	2	2						
8	1	22137-100000	WASHER, 10	2	2						
9	1	22351-060050	PIN, SPRING 6.0X50	2	2						
10	1	26346-100002	NUT, M10	2	2						

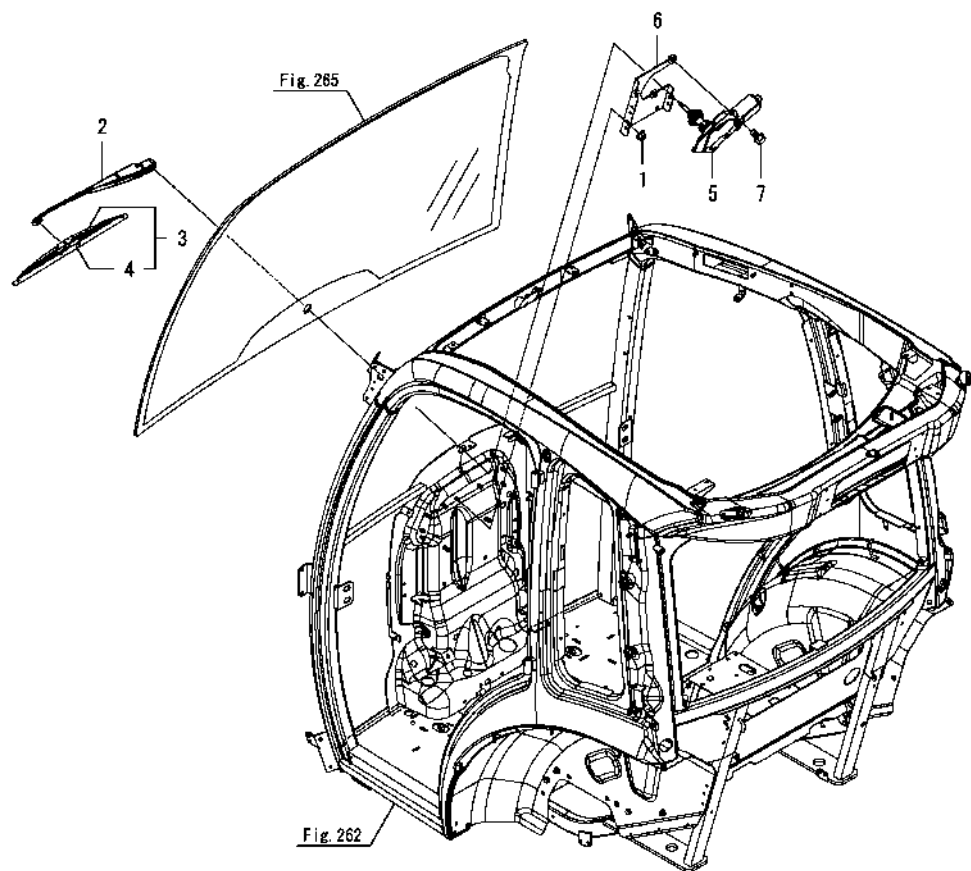


				(A)=YT347Y,EU (B)=YT359Y,EU (C)=			(D)= (E)= (F)=						
No.	Lev.	Parts No.	Description	Q'ty						I	R		
				(A)	(B)	(C)	(D)	(E)	(F)				
1	1	1A7591-86330	WIRE, ANTENNA	1	1								
2	1	198463-86790	WIRE, LEAD	1	1								
3	1	1A8110-86920	SPEAKER	2	2								
4	1	26557-050122	SCREW, M5X12	6	6								

Fig.273. FRONT WIPER

(A)=YT347Y,EU
(B)=YT359Y,EU
(C)=

(D)=
(E)=
(F)=



No.	Lev.	Parts No.	Description	Q'ty						I	R
				(A)	(B)	(C)	(D)	(E)	(F)		
1	1	194990-22140	NUT, M8	2	2						
2	1	1A8060-86540	ARM, WIPER	1	1						
3	1	1A8484-86590	BLADE, WIPER	1	1						
4	2	1A8484-86570	RUBBER	1	1						
5	1	1A7210-86610	MOTOR ASSY, WIPER	1	1						
6	1	1A8484-86650	BRACKET ASSY, WIPER	1	1						
7	1	26106-100162	BOLT, M10X 16 PLATED	3	3						

Fig.274. WASHER TANK(1)

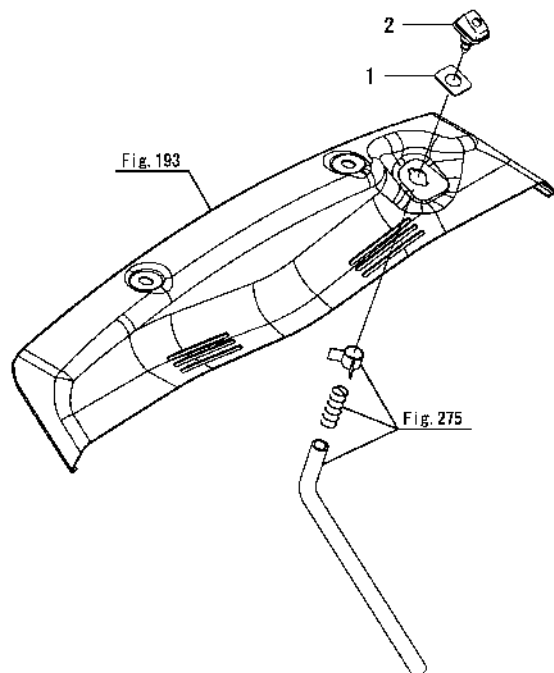
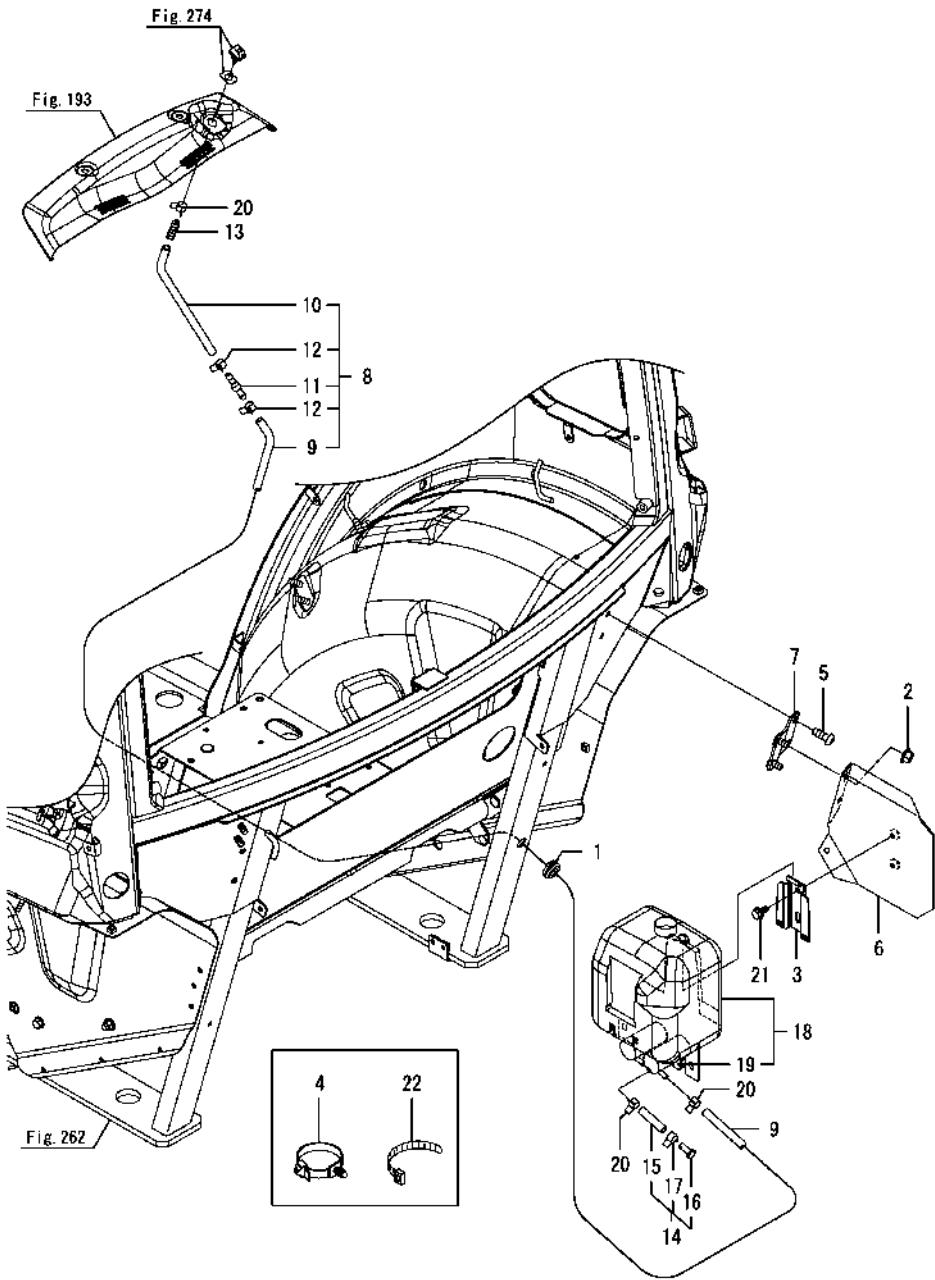
[illegible]

Fig.275. WASHER TANK(2)



(A)=YT347Y,EU
(B)=YT359Y,EU
(C)=

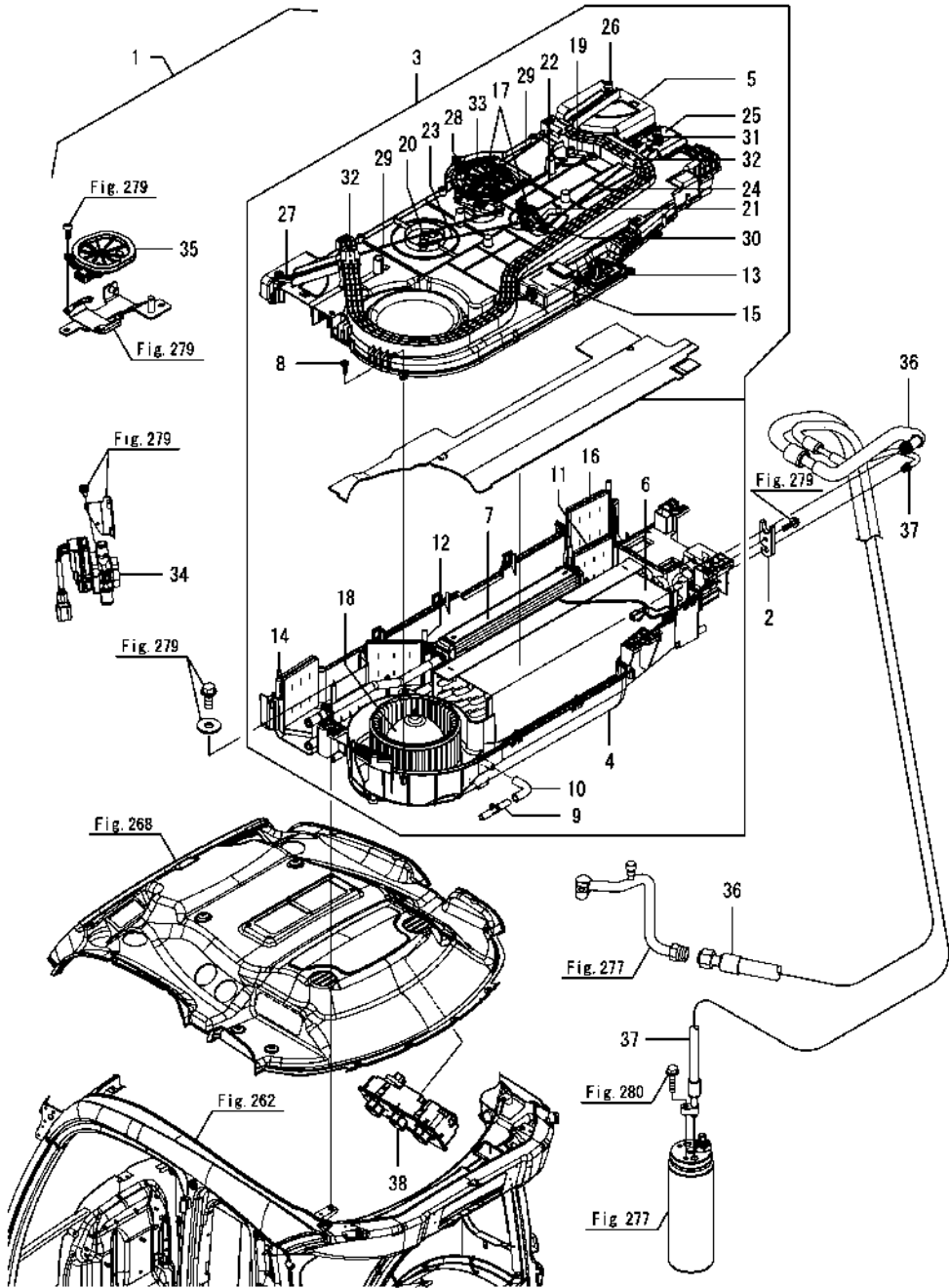
(D)=
(E)=
(F)=

No.	Lev.	Parts No.	Description	Q'ty						I	R
				(A)	(B)	(C)	(D)	(E)	(F)		
1	1	198360-03260	GROMMET, 12	1	1						
2	1	1A8070-17970	NUT, M8 BC	2	2						
3	1	120147-44810	BRACKET	1	1						
4	1	1A8275-51670	CLIP, M8 HOLE	2	2						
5	1	1A8486-58320	BOLT, 8X20	2	2						
6	1	1A8485-86080	STAY ASSY, WS	1	1						
7	1	1A8486-86110	STAY ASSY,	1	1						
8	1	1A8485-86550	HOSE ASSY, VINYL F	1	1						
9	2	1A8485-86560	HOSE, VINYL F	1	1						
10	2	198153-86660	HOSE, VINYL 150	1	1						
11	2	198153-86670	VALVE, WASHER	1	1						
12	2	23080-007000	CLAMP, 7	2	2						
13	1	198094-86560	SPRING, NOZZLE	1	1						
14	1	1A7170-86580	PIPE ASSY,REARWASHER	1	1						
15	2	1A7170-86590	HOSE,VALVE 30	1	1						
16	2	22487-050100	PIN, H 5X 10	1	1						
17	2	23080-007000	CLAMP, 7	1	1						
18	1	1A7320-86650	TANK ASSY, WASHER	1	1						
19	2	1A7320-86640	PUMP ASSY, WASHER	2	2						
20	1	23080-007000	CLAMP, 7	3	3						
21	1	26106-060122	BOLT, M6X 12 PLATED	2	2						
22	1	29622-140001	BAND, RF140	1	1						

Fig.276. AIR CONDITIONER(1)

(A)=YT347Y,EU
(B)=YT359Y,EU
(C)=

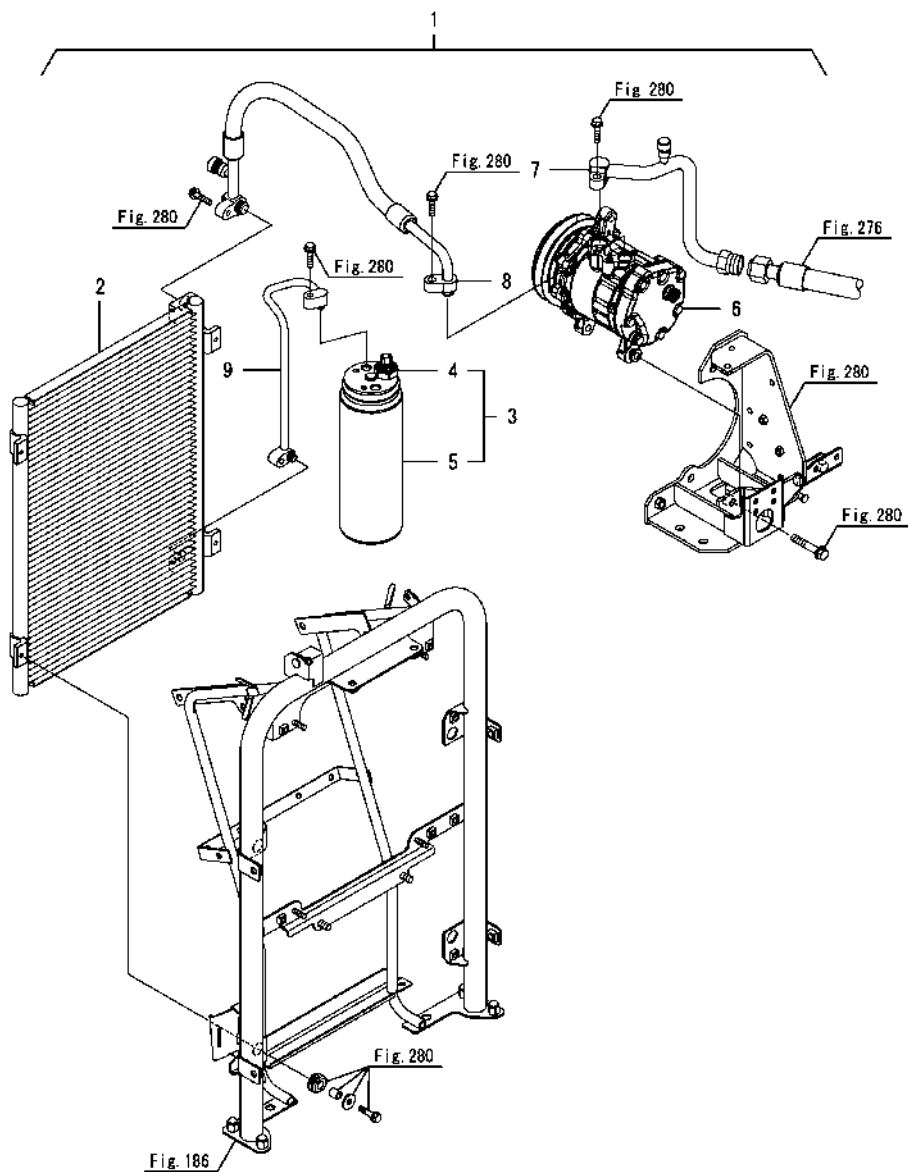
(D)=
(E)=
(F)=



No.	Lev.	Parts No.	Description	Q'ty						I	R
				(A)	(B)	(C)	(D)	(E)	(F)		
1	1	1A8485-87010	AIR CON KIT, CAB SYS	1	1						
2	2	172B03-19110	PLATE, FLANGE	1	1						
3	2	1A8485-87200	AIR CON UNIT, MANUAL	1	1						
4	3	1A8485-87210	CASE, LOWER	1	1						
5	3	1A8485-87220	CASE, UPPER	1	1						
6	3	1A8485-87230	EVAPORATOR ASSY	1	1						
7	3	1A8485-87240	CORE ASSY, HEATER	1	1						
8	3	1A8485-87260	SCREW, TAPPING	35	35						
9	3	1A8485-87280	JOINT, HOSE	1	1						
10	3	1A8485-87290	HOSE, DRAIN	1	1						
11	3	1A8485-87300	DOOR ASSY, A/M R	1	1						
12	3	1A8485-87310	DOOR ASSY, A/M L	1	1						
13	3	1A8484-87320	BLOWER, REGISTER	1	1						
14	3	1A8485-87320	DOOR ASSY, MODE L	1	1						
15	3	1A8484-87330	AMP, A/C	1	1						
16	3	1A8485-87330	DOOR ASSY, MODE R	1	1						
17	3	1A8485-87340	SCREW,TAPPING WASHER	2	2						
18	3	1A8485-87350	FAN ASSY, BLOWER	1	1						
19	3	1A8485-87360	LEVER, DOOR A/M R	1	1						
20	3	1A8485-87370	LEVER, DOOR A/M L	1	1						
21	3	1A8485-87380	LEVER, LINK A/M	1	1						
22	3	1A8485-87390	ROD, A/M R	1	1						
23	3	1A8485-87400	ROD, A/M L	1	1						
24	3	1A8485-87410	ROD, A/M MAL	1	1						
25	3	1A8485-87420	ACTUATOR ASSY, A/M	1	1						
26	3	1A8485-87430	LEVER, DOOR MODE R	1	1						
27	3	1A8485-87440	LEVER, DOOR MODE L	1	1						
28	3	1A8485-87450	LEVER, LINK MODE	1	1						
29	3	1A8485-87460	ROD, MODE	2	2						
30	3	1A8485-87470	HOLDER, ROD	6	6						
31	3	1A8485-87480	CLAMP, ROD	4	4						
32	3	1A8485-87490	COVER ASSY, ROD	3	3						
33	3	1A8485-87500	ACTUATOR ASSY, MODE	1	1						
34	2	1A8484-87280	VALVE, WATER	1	1						
35	2	1A8484-87580	MOTOR ASSY,SERVO F/R	1	1						
36	2	1A8484-87940	HOSE ASSY, A/U-COMP	1	1						
37	2	1A8484-87960	HOSE ASSY, R/D-A/U	1	1						
38	1	1A8484-87600	CONTROL,A/C MANU	1	1						

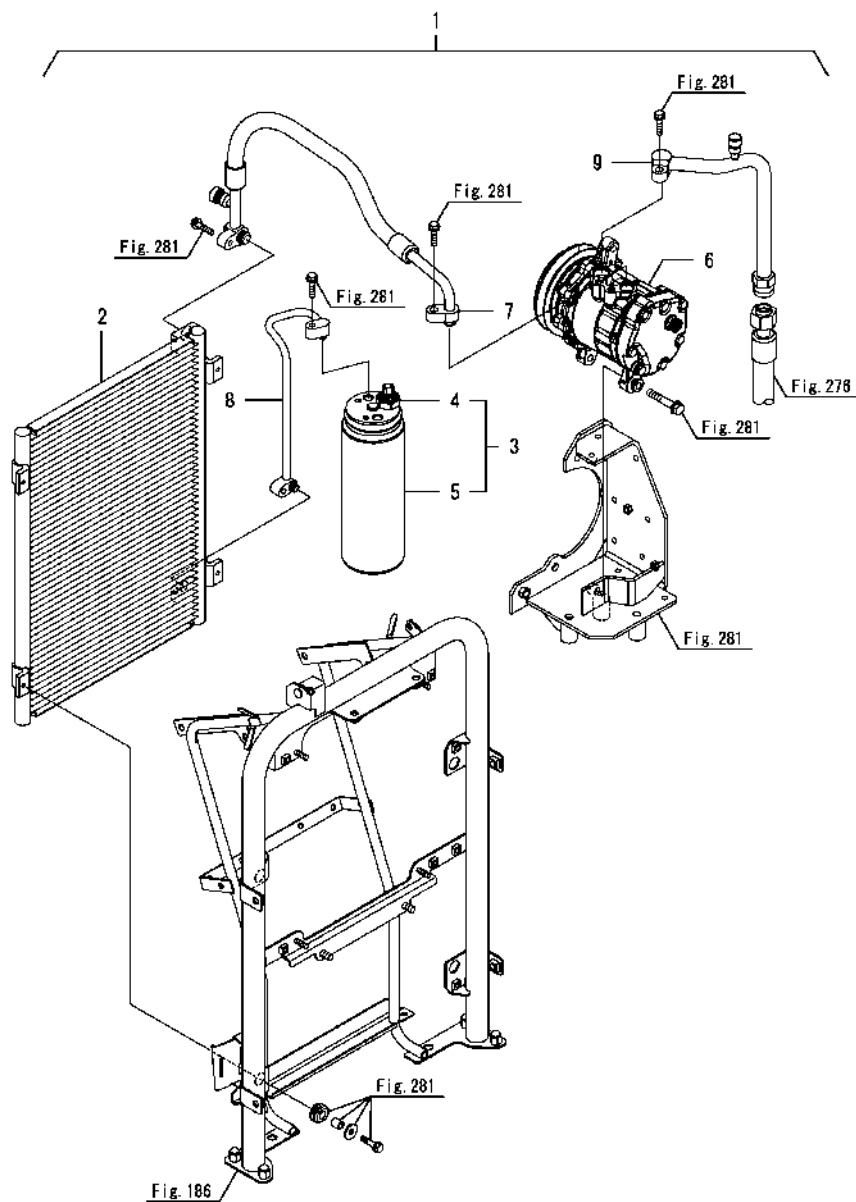
Fig.277. AIR CONDITIONER(2)

(D)=
(E)=
(F)=



No.	Lev.	Parts No.	Description	Q'ty						I	R
				(A)	(B)	(C)	(D)	(E)	(F)		
1	1	1A8484-87060	AIR CON KIT, BODY SY	1							
2	2	1A8484-87110	CONDENSER ASSY	1							
3	2	1A8484-87690	RECEIVER ASSY, DRYER	1							
4	3	1A8484-87310	SWITCH, PRESSUR	1							
5	3	1A8484-89890	RECEIVER, DRYER	1							
6	2	1A8484-87900	COMPRESSOR ASSY	1							
7	2	1A8484-87920	PIPE ASSY, COMP-A/U	1							
8	2	1A8484-87930	HOSE ASSY, COMP-COND	1							
9	2	1A8484-87950	PIPE ASSY, COND-R/D	1							

Fig.278. AIR CONDITIONER(2)

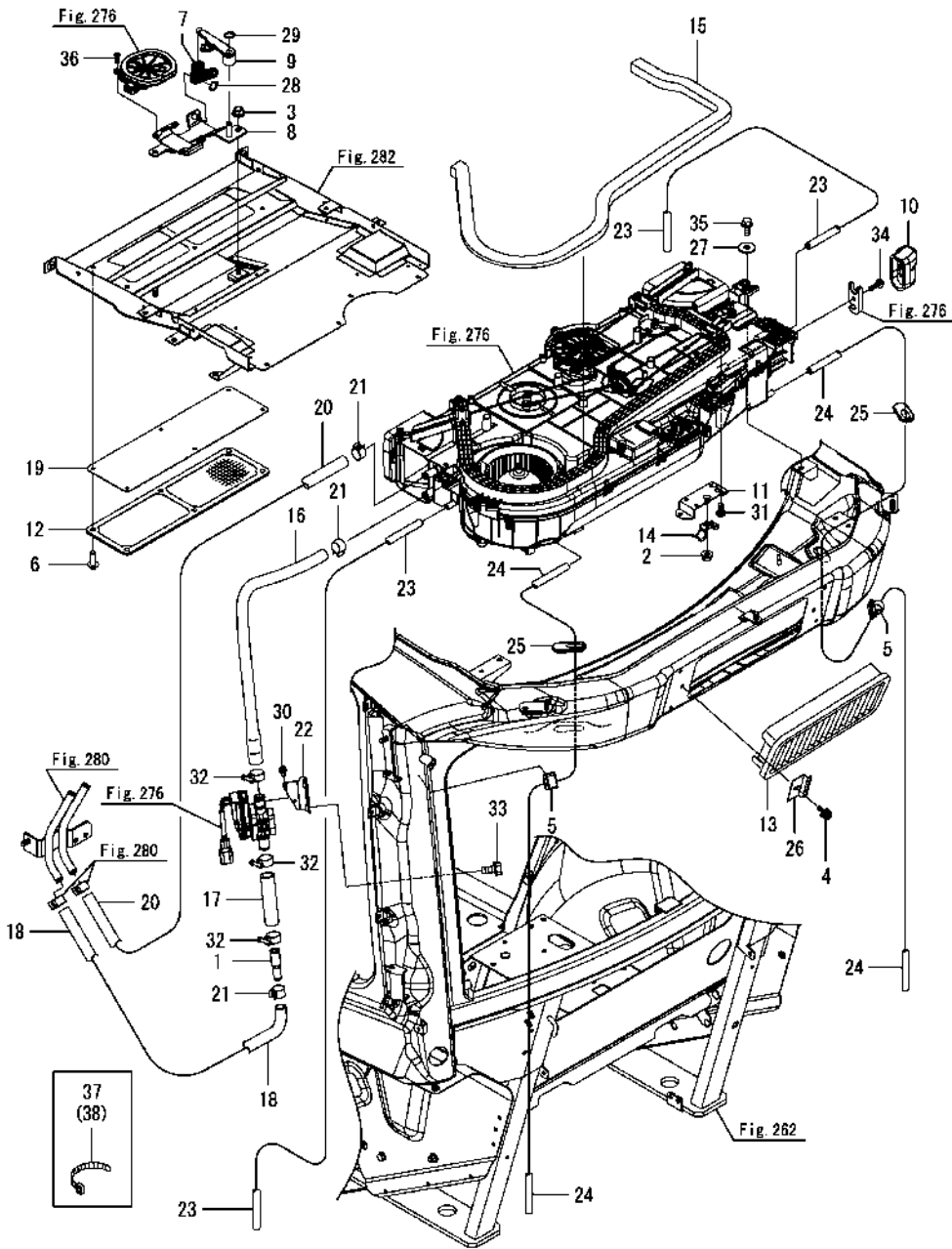


				(A)=YT347Y,EU (B)=YT359Y,EU (C)=	(D)= (E)= (F)=						
No.	Lev.	Parts No.	Description	(A)	(B)	Q'ty (C)	(D)	(E)	(F)	I	R
1	1	1A8484-87070	AIR CON KIT, BODY SY		1						
2	2	1A8484-87110	CONDENSER ASSY		1						
3	2	1A8484-87690	RECEIVER ASSY, DRYER		1						
4	3	1A8484-87310	SWITCH, PRESSUR		1						
5	3	1A8484-89890	RECEIVER, DRYER		1						
6	2	1A8484-87900	COMPRESSOR ASSY		1						
7	2	1A8484-87930	HOSE ASSY, COMP-COND		1						
8	2	1A8484-87950	PIPE ASSY, COND-R/D		1						
9	2	1A8484-88920	PIPE ASSY, COMP-A/U		1						

Fig.279. AIR CONDITIONER(3)

(A)=YT347Y,EU
(B)=YT359Y,EU
(C)=

(D)=
(E)=
(F)=

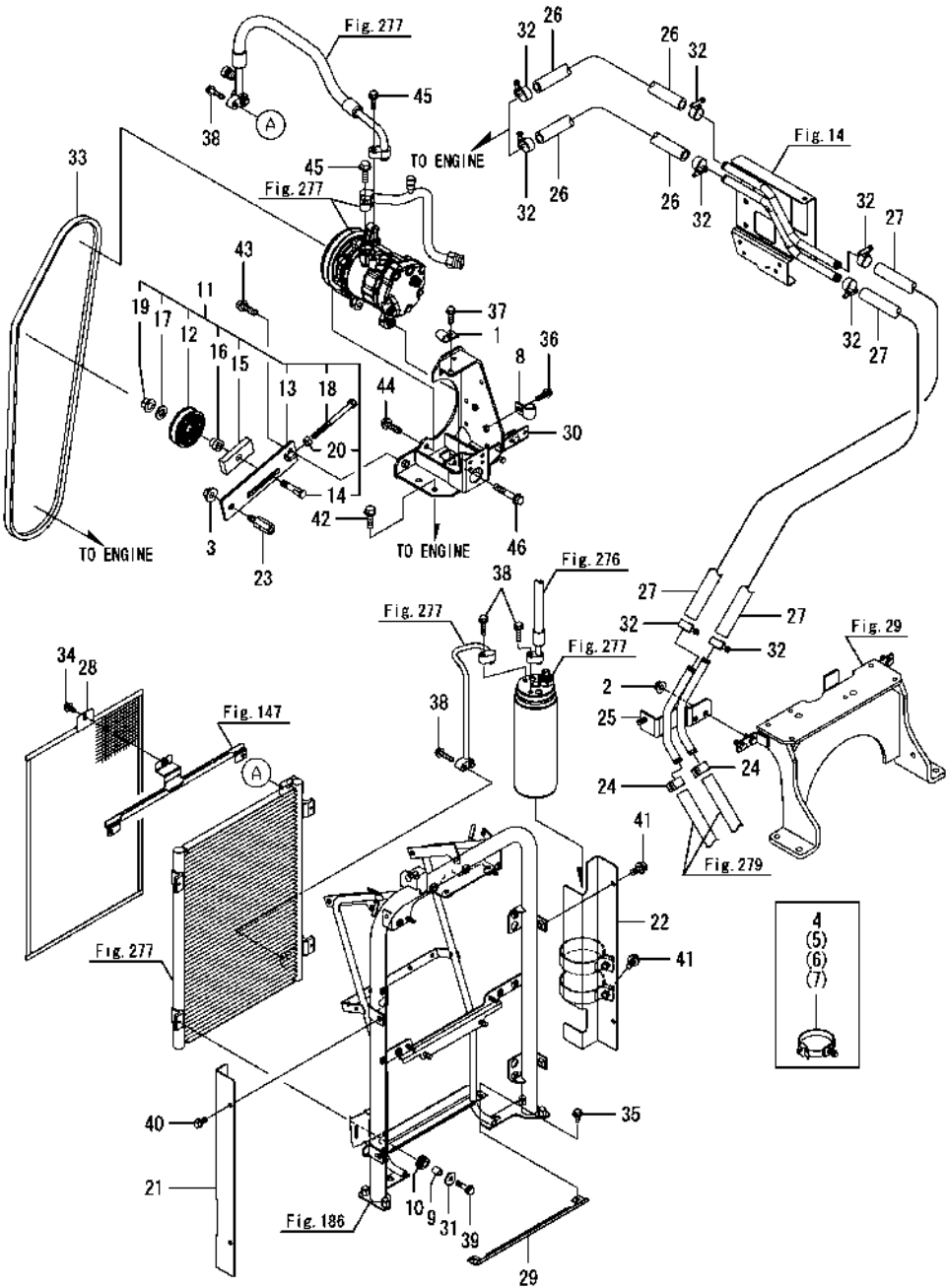


No.	Lev.	Parts No.	Description	Q'ty						I	R
				(A)	(B)	(C)	(D)	(E)	(F)		
1	1	172455-17930	JOINT, HOSE	1	1						
2	1	194990-22130	NUT, M6	1	1						
3	1	194990-22140	NUT, M8	2	2						
4	1	1F4190-41040	WING BOLT, 6X15	2	2						
5	1	194680-78350	STICKER, WIRE 18	2	2						
6	1	1A8111-84220	RIVET, PUSH	6	6						
7	1	1A8484-87160	LINK, SHUTTER	1	1						
8	1	1A8484-87170	BRACKET ASSY, MOTOR	1	1						
9	1	1A8484-87550	ARM, SHUTTER	1	1						
10	1	1A7030-87730	PAD, AIR-CON HOSE	1	1						
11	1	1A8484-87881	STAY ASSY, A/C HOSE	1	1						
12	1	1A7030-87970	FILTER	1	1						
13	1	1A7030-87990	FILTER	1	1						
14	1	1A8484-88060	CLAMP, AIRCON HOSE	1	1						
15	1	1A8484-88490	SEAL, AIR CON D	1	1						
16	1	1A8484-88650	HOSE, HEATER W/V-A/U	1	1						
17	1	1A8484-88660	HOSE, HEATER JOINT	1	1						
18	1	1A8484-88671	HOSE, HEATER ENG-W/V	1	1						
19	1	1A8111-88680	FILTER	1	1						
20	1	1A8484-88681	HOSE, HEATER A/U-ENG	1	1						
21	1	1A7030-88710	CLIP, HEATER HOSE	3	3						
22	1	1A8484-88940	BRACKET ASSY, W/V	1	1						
23	1	1A8484-88970	HOSE, DRAIN FL	2	2						
24	1	198208-88980	HOSE, DRAIN RR	2	2						
25	1	1A8484-88990	GROMMET	2	2						
26	1	1A8484-89650	STAY, FILTER	2	2						
27	1	22157-080000	WASHER, 8	5	5						
28	1	22242-000100	RING, 10	1	1						
29	1	22242-000100	RING, 10	1	1						
30	1	22857-400100	SCREW, 4X10	2	2						
31	1	22857-500100	SCREW, 5X10	4	4						
32	1	23000-022000	CLAMP, 22	3	3						
33	1	26106-060122	BOLT, M6X 12 PLATED	2	2						
34	1	26106-060202	BOLT, M6X 20 PLATED	1	1						
35	1	26106-080202	BOLT, M8X 20 PLATED	5	5						
36	1	26557-040102	SCREW, M4X10	4	4						
37	1	29622-250001	BAND, RF250	2	2						
38	1	29622-250001	BAND, RF250	2	2						

Fig.280. AIR CONDITIONER(4)

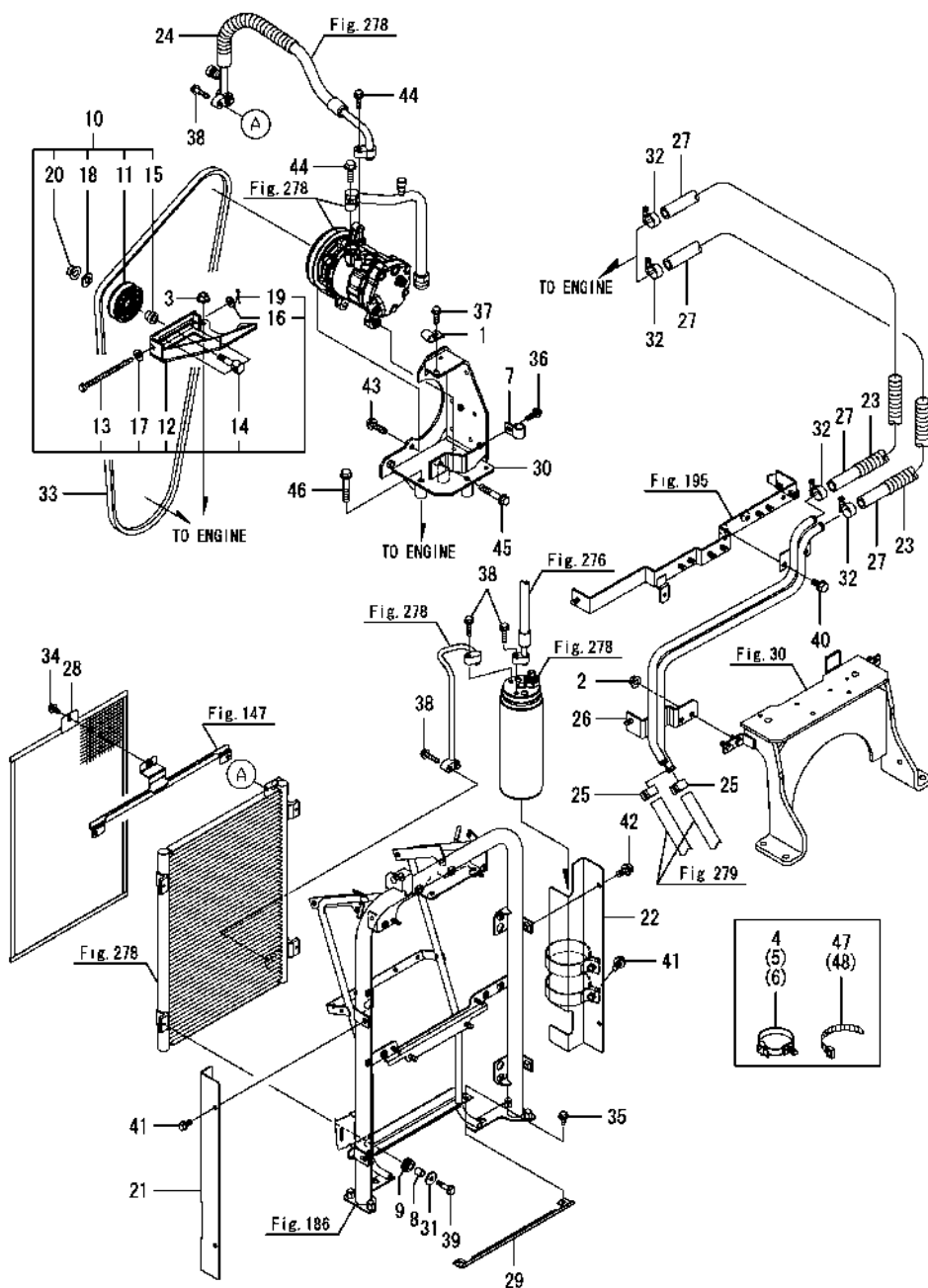
(A)=YT347Y,EU
(B)=YT359Y,EU
(C)=

(D)=
(E)=
(F)=



No.	Lev.	Parts No.	Description	Q'ty						I	R
				(A)	(B)	(C)	(D)	(E)	(F)		
1	1	1A7805-04170	CLIP 12	1							
2	1	194990-22140	NUT, M8	2							
3	1	194990-22150	NUT, M10	1							
4	1	194680-51670	BAND, CLIP	2							
5	1	1A8275-51670	CLIP, M8 HOLE	1							
6	1	1A8275-51670	CLIP, M8 HOLE	1							
7	1	1A8275-51670	CLIP, M8 HOLE	3							
8	1	1C1151-66470	CLAMP, 15	1							
9	1	1A7260-78700	SPACER, 11.3	4							
10	1	198129-78720	GROMMET, 10-16	4							
11	1	1A8474-87052	PULLEY ASSY, TENSION	1							
12	2	1E6210-51910	PULLEY, TENSION V70A	1							
13	2	1A8474-89060	STAY ASSY, TENSION	1							
14	2	1A8474-89080	PIN	1							
15	2	1A8474-89090	PLATE, TENSION	1							
16	2	129054-96990	SPACER	1							
17	2	22137-100000	WASHER, 10	1							
18	2	26116-081004	BOLT, M8X100 PLATED	1							
19	2	26306-100002	NUT, M10	1							
20	2	26712-080002	NUT, M8	1							
21	1	1A8484-87120	COVER, L	1							
22	1	1A8484-87131	STAY ASSY, R/D	1							
23	1	1A8474-87150	NUT, HIGH M10	1							
24	1	1A7030-88710	CLIP, HEATER HOSE	2							
25	1	1A8474-88760	PIPE ASSY, HEATER	1							
26	1	1A8474-88840	HOSE, HEATER ENG	2							
27	1	1A8474-88850	HOSE, HEATER ENG	2							
28	1	1A8484-89150	SCREEN ASSY, CON	1							
29	1	1A8484-89211	RAIL ASSY, CON LOWER	1							
30	1	1A8474-89711	BRACKET ASSY, COMP	1							
31	1	22157-060000	WASHER, 6	4							
32	1	23000-022000	CLAMP, 22	8							
33	1	25132-005700	V BELT, A 57	1							
34	1	26106-060122	BOLT, M6X 12 PLATED	1							
35	1	26106-060122	BOLT, M6X 12 PLATED	2							
36	1	26106-060202	BOLT, M6X 20 PLATED	1							
37	1	26106-060202	BOLT, M6X 20 PLATED	1							
38	1	26106-060252	BOLT, M6X 25 PLATED	4							
39	1	26106-060252	BOLT, M6X 25 PLATED	4							
40	1	26106-080162	BOLT, M8X 16 PLATED	2							
41	1	26106-080162	BOLT, M8X 16 PLATED	4							
42	1	26106-080162	BOLT, M8X 16 PLATED	4							
43	1	26106-080252	BOLT, M8X 25 PLATED	1							
44	1	26106-080252	BOLT, M8X 25 PLATED	2							
45	1	26106-080252	BOLT, M8X 25 PLATED	2							
46	1	26106-080452	BOLT, M8X 45 PLATED	1							

Fig.281. AIR CONDITIONER(4)



(A)=YT347Y,EU
(B)=YT359Y,EU
(C)=

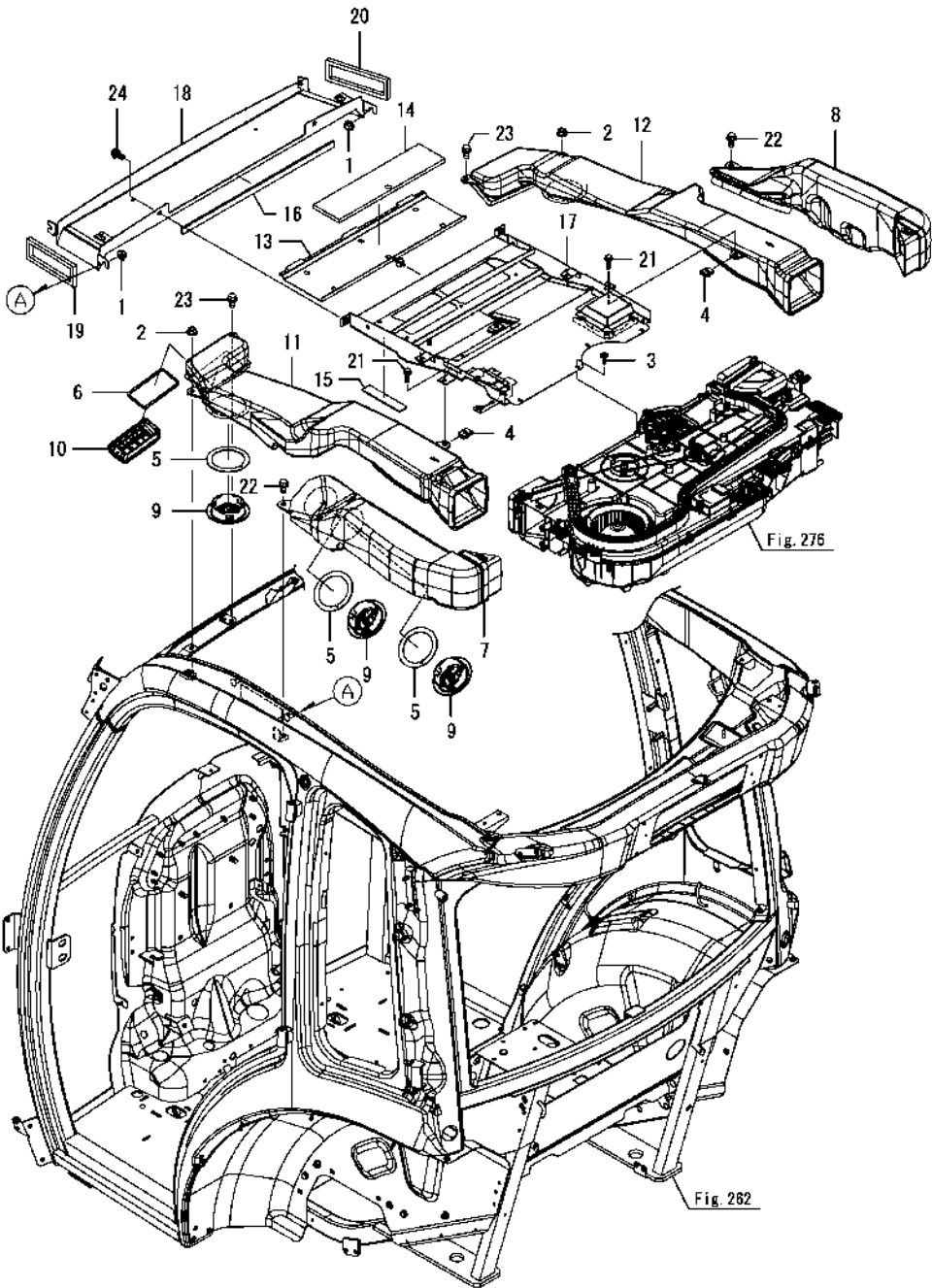
(D)=
(E)=
(F)=

No.	Lev.	Parts No.	Description	Q'ty						I	R
				(A)	(B)	(C)	(D)	(E)	(F)		
1	1	1A7805-04170	CLIP, 12		1						
2	1	194990-22140	NUT, M8		2						
3	1	194990-22140	NUT, M8		2						
4	1	1A8275-51670	CLIP, M8 HOLE		2						
5	1	1A8275-51670	CLIP, M8 HOLE		2						
6	1	1A8275-51670	CLIP, M8 HOLE		2						
7	1	1C1151-66470	CLAMP, 15		1						
8	1	1A7260-78700	SPACER, 11.3		4						
9	1	198129-78720	GROMMET, 10-16		4						
10	1	1A8484-87051	PULLEY ASSY, TENSION		1						
11	2	1E6210-51910	PULLEY, TENSION V70A		1						
12	2	1A8042-87060	STAY ASSY, TENSION		1						
13	2	129968-96970	BOLT, ADJUSTING		1						
14	2	129972-96980	BOLT		1						
15	2	129054-96990	SPACER		1						
16	2	22137-060000	WASHER, 6		1						
17	2	22137-080000	WASHER, 8		1						
18	2	22137-100000	WASHER, 10		1						
19	2	22417-160120	PIN, COTTER 1.6X12		1						
20	2	26306-100002	NUT, M10		1						
21	1	1A8484-87120	COVER, L		1						
22	1	1A8484-87131	STAY ASSY, R/D		1						
23	1	1A8484-87220	TUBE,CORRUGATE 250		2						
24	1	1A8484-87220	TUBE,CORRUGATE 250		1						
25	1	1A7030-88710	CLIP, HEATER HOSE		2						
26	1	1A8484-88760	PIPE ASSY, HEATER		1						
27	1	1A8484-88840	HOSE,HEATER ENG		2						
28	1	1A8484-89150	SCREEN ASSY, CON		1						
29	1	1A8484-89211	RAIL ASSY, CON LOWER		1						
30	1	1A8484-89710	BRACKET ASSY, COMP		1						
31	1	22157-060000	WASHER, 6		4						
32	1	23000-022000	CLAMP, 22		4						
33	1	25132-006700	V BELT, A 67		1						
34	1	26106-060122	BOLT, M6X 12 PLATED		1						
35	1	26106-060122	BOLT, M6X 12 PLATED		2						
36	1	26106-060202	BOLT, M6X 20 PLATED		1						
37	1	26106-060202	BOLT, M6X 20 PLATED		1						
38	1	26106-060252	BOLT, M6X 25 PLATED		4						
39	1	26106-060252	BOLT, M6X 25 PLATED		4						
40	1	26106-080162	BOLT, M8X 16 PLATED		2						
41	1	26106-080162	BOLT, M8X 16 PLATED		2						
42	1	26106-080162	BOLT, M8X 16 PLATED		4						
43	1	26106-080252	BOLT, M8X 25 PLATED		2						
44	1	26106-080252	BOLT, M8X 25 PLATED		2						
45	1	26106-080452	BOLT, M8X 45 PLATED		1						
46	1	26106-080452	BOLT, M8X 45 PLATED		3						
47	1	29622-250001	BAND, RF250		1						
48	1	29622-250001	BAND, RF250		1						

Fig.282. AIR CONDITIONER DUCT

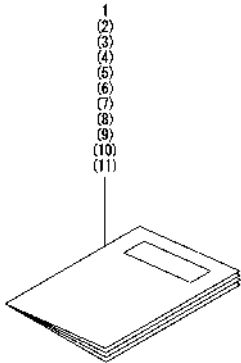
(A)=YT347Y,EU
(B)=YT359Y,EU
(C)=

(D)=
(E)=
(F)=



No.	Lev.	Parts No.	Description	Q'ty						I	R
				(A)	(B)	(C)	(D)	(E)	(F)		
1	1	194990-22140	NUT, M8	4	4						
2	1	194990-22140	NUT, M8	2	2						
3	1	194940-61790	SCREW, TAPPING M5X16	4	4						
4	1	198071-61890	NUT, SPEED M6	2	2						
5	1	1A8484-87090	SEAL, AIRCON CIRCLE	6	6						
6	1	1A8484-87100	SEAL, DUCT	2	2						
7	1	1A8484-87380	DUCT ASSY, SIDE L	1	1						
8	1	1A8484-87390	DUCT ASSY, SIDE R	1	1						
9	1	1A8060-87400	GRILLE, AIR-CON	6	6						
10	1	1A8060-87411	GRILLE, AIR-CON	2	2						
11	1	1A8484-87480	DUCT ASSY, DEF L	1	1						
12	1	1A8484-87490	DUCT ASSY, DEF R	1	1						
13	1	1A8484-87500	SHUTTER ASSY,OUTSIDE	1	1						
14	1	1A8484-87560	SEAL,SHUTTER OUTSIDE	1	1						
15	1	1A8484-87570	STOPPER, SHUTTER	2	2						
16	1	1A8484-87670	SEAL, INLET	1	1						
17	1	1A8484-87700	INLET ASSY, AIR CON	1	1						
18	1	1A8484-87800	DUCT ASSY,OUTSIDE	1	1						
19	1	1A8484-87831	SEAL, DUCT FRAME L	1	1						
20	1	1A8484-87841	SEAL, DUCT FRAME R	1	1						
21	1	26106-060202	BOLT, M6X 20 PLATED	2	2						
22	1	26106-080162	BOLT, M8X 16 PLATED	2	2						
23	1	26106-080162	BOLT, M8X 16 PLATED	2	2						
24	1	26106-080162	BOLT, M8X 16 PLATED	2	2						

Fig.283. DOCUMENT



Remarks
(1)English
(2)French
(3)German
(4)Italian
(5)Spanish
(6)Polish
(7)Danish
(8)Norwegian
(9)Swedish
(A)Finnish
(B)Czech

(A)=YT347Y,EU
(B)=YT359Y,EU
(C)=

(D)=
(E)=
(F)=

No.	Lev.	Parts No.	Description	Q'ty						I	R
				(A)	(B)	(C)	(D)	(E)	(F)		
1	1	0A042-EN0090	OPERATION MANUAL	1	1						1
2	1	0A042-FR0090	OPERATION MANUAL	1	1						2
3	1	0A042-DE0090	OPERATION MANUAL	1	1						3
4	1	0A042-IT0090	OPERATION MANUAL	1	1						4
5	1	0A042-ES0090	OPERATION MANUAL	1	1						5
6	1	0A042-PL0090	OPERATION MANUAL	1	1						6
7	1	0A042-DA0090	OPERATION MANUAL	1	1						7
8	1	0A042-NO0090	OPERATION MANUAL	1	1						8
9	1	0A042-SV0090	OPERATION MANUAL	1	1						9
10	1	0A042-FI0090	OPERATION MANUAL	1	1						A
11	1	0A042-CS0090	OPERATION MANUAL	1	1						B

(A)=YT347Y,EU
(B)=YT359Y,EU
(C)=

$$\begin{aligned} (D) &= \\ (E) &= \\ (F) &= \end{aligned}$$

No.	Lev.	Parts No.	Description	Q'ty						I	R
				(A)	(B)	(C)	(D)	(E)	(F)		
1	1	1TS100-01001	FRONT WEIGHT 20	1	1						

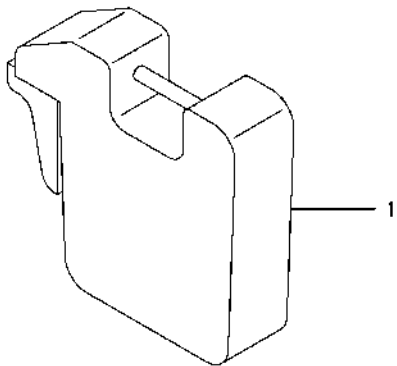
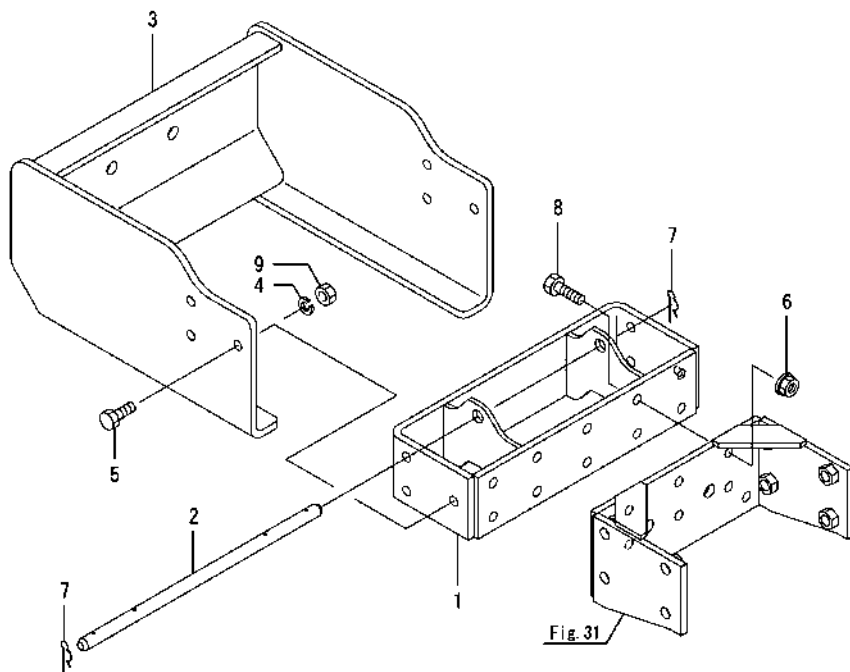


Fig.285. BRACKET(FRONT WEIGHT)



(A)=YT347Y,EU
(B)=YT359Y,EU
(C)=

(D)=
(E)=
(F)=

No.	Lev.	Parts No.	Description	Q'ty						I	R
				(A)	(B)	(C)	(D)	(E)	(F)		
1	1	1A8250-11120	HITCH, FRONT	1	1						
2	1	1A8250-11140	LOCK PIN, WEIGHT	1	1						
3	1	1A8476-11150	BUMPER, EXTENSION	1	1						
4	1	194274-13580	WASHER, SPRING 12	6	6						
5	1	194465-13650	BOLT, M12X32	6	6						
6	1	194990-22160	NUT, M12	6	6						
7	1	22372-160000	PIN, SNAP 16	2	2						
8	1	26116-120352	BOLT, M12X 35 PLATED	6	6						
9	1	26716-120002	NUT, M12	6	6						

Fig.286. FRONT HITCH

(A)=YT347Y,EU
(B)=YT359Y,EU
(C)=

(D)=
(E)=
(F)=

No.	Lev.	Parts No.	Description	Q'ty						I	R
				(A)	(B)	(C)	(D)	(E)	(F)		
1	1	1A8476-11800	HITCH KIT, FRONT	1	1						
2	2	1A8476-11810	HITCH, FRONT	1	1						
3	2	1A8476-11830	PIN, HITCH	1	1						
4	2	1A8476-11840	BOLT, HITCH	2	2						
5	2	1A8476-11850	NUT, M16	2	2						
6	2	1A8476-11860	WASHER, M16	2	2						

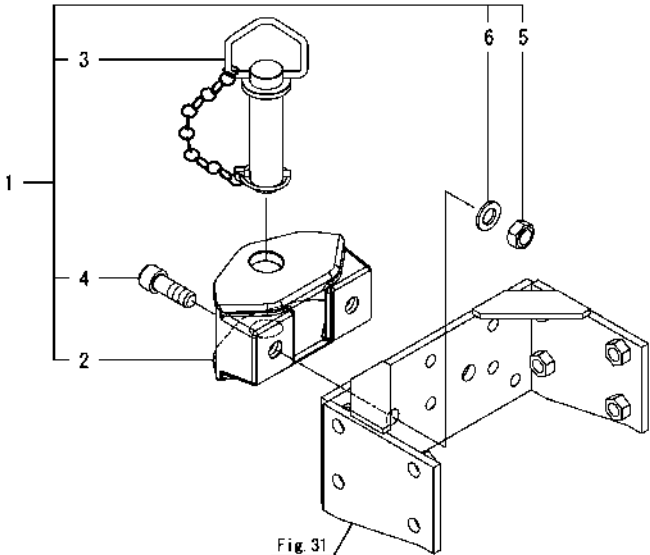
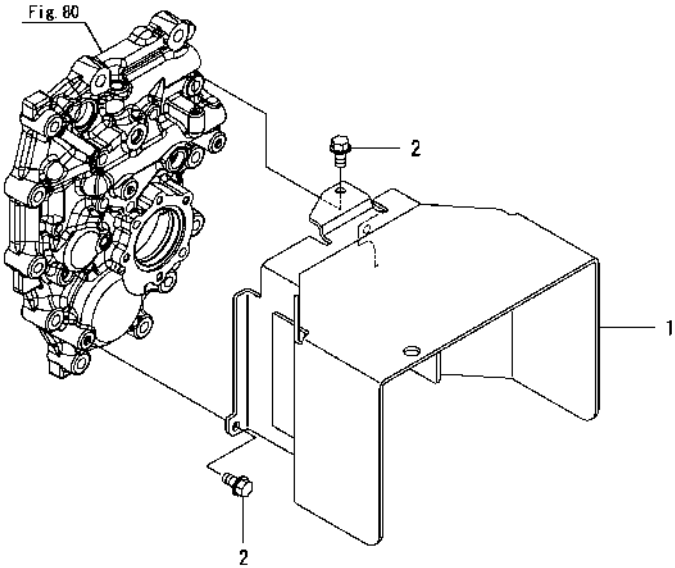


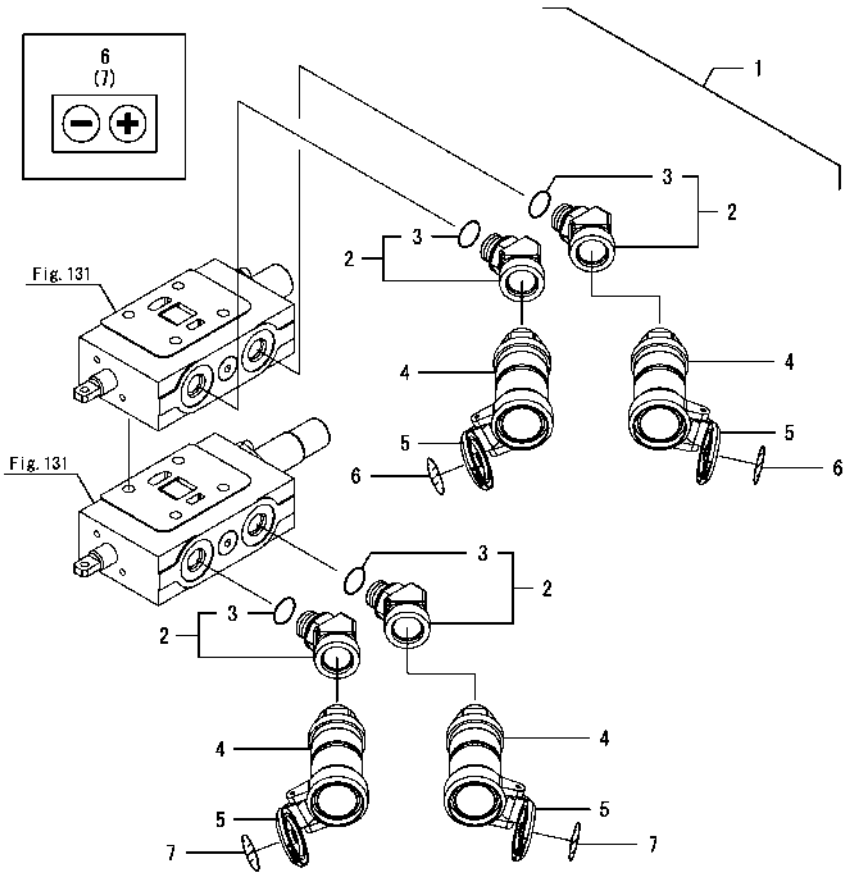
Fig.287. P.T.O. SHAFT GUARD

(A)=YT347Y,EU
(B)=YT359Y,EU
(C)=

(D)=
(E)=
(F)=

No.	Lev.	Parts No.	Description	Q'ty						I	R
				(A)	(B)	(C)	(D)	(E)	(F)		
1	1	1A8476-26900	M ASSY,PTO GUARD	1	1						
2	1	26106-080162	BOLT, M8X 16 PLATED	3	3						



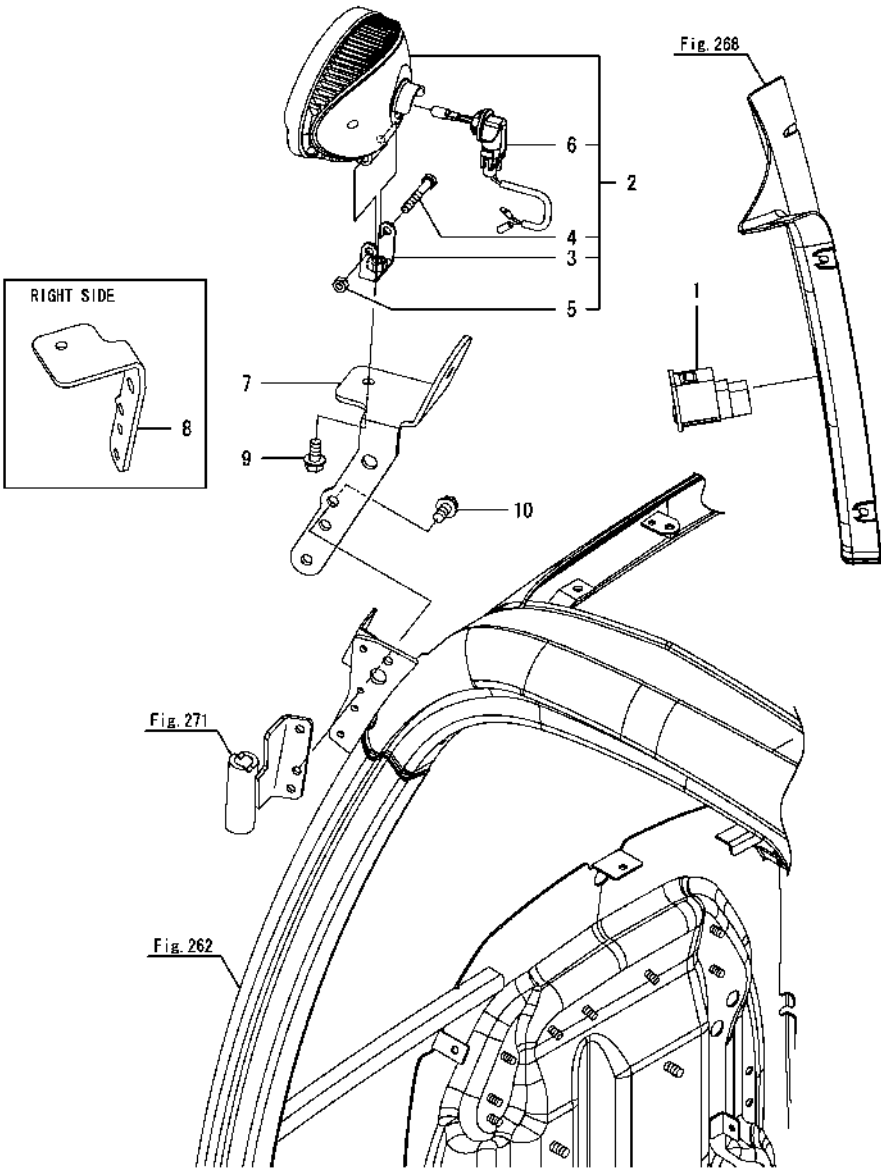


(A)=YT347Y,EU
(B)=YT359Y,EU
(C)=

(D)=
(E)=
(F)=

No.	Lev.	Parts No.	Description	Q'ty						I	R
				(A)	(B)	(C)	(D)	(E)	(F)		
1	1	1A8476-46020	COUPLER KIT, SCV 1-2	1	1						
2	2	1A8060-46790	ELBOW ASSY,G1/2-7/8	4	4						
3	3	24315-000180	O-RING, 1BP18.0	4	4						
4	2	1A8060-46950	COUPLER, FEMALE	4	4						
5	2	1A8060-46971	PROTECTOR, DUST	4	4						
6	2	1A8476-65960	LABEL, BLUE EU	1	1						
7	2	1A8476-65970	LABEL, BROWN EU	1	1						

Fig.289. WORK LAMP(FRONT)(CABIN)

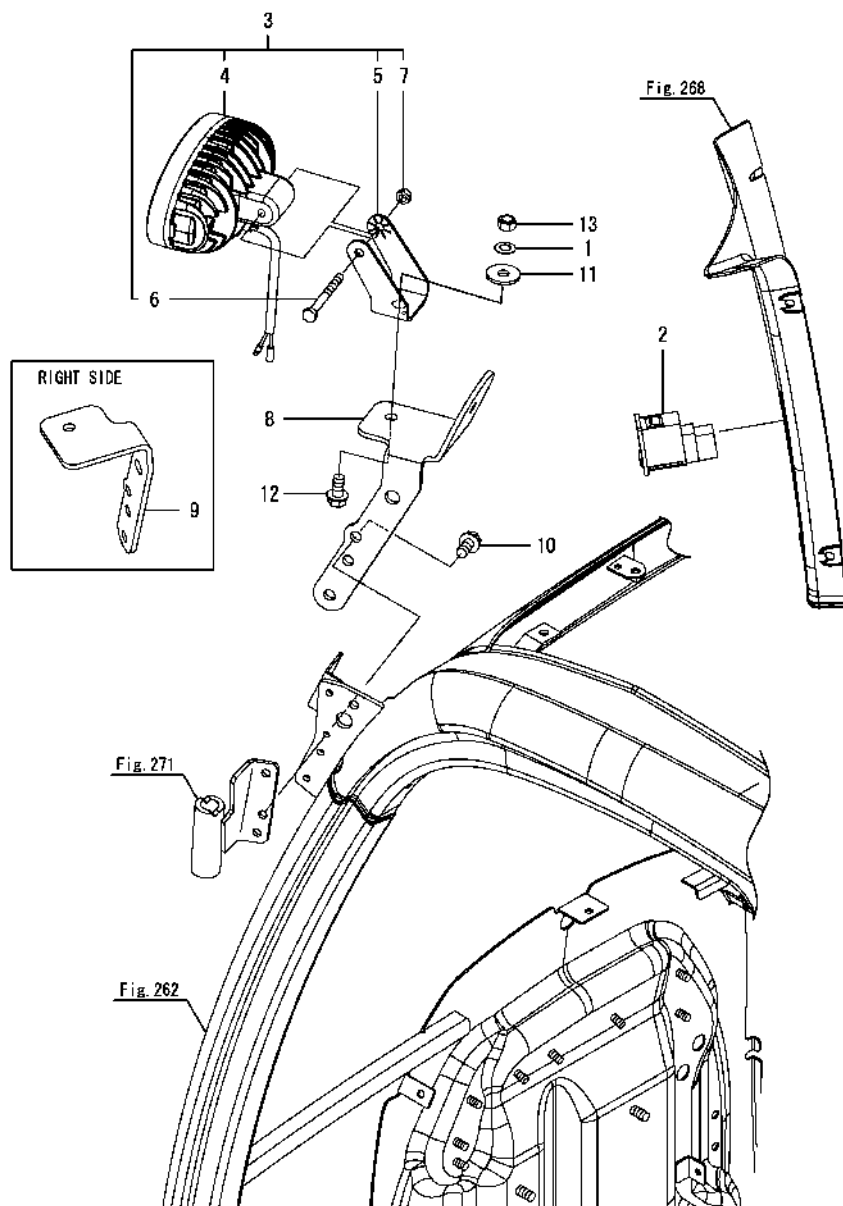


(A)=YT347Y,EU
(B)=YT359Y,EU
(C)=

(D)=
(E)=
(F)=

No.	Lev.	Parts No.	Description	Q'ty						I	R
				(A)	(B)	(C)	(D)	(E)	(F)		
1	1	1A7805-52550	SWITCH, WORK LAMP	1	1						
2	1	1A8484-54200	LAMP ASSY,WORK 37.5W	2	2						
3	2	1A8484-54220	BRACKET, WORK LAMP	2	2						
4	2	1A8060-54230	BOLT, M6X45 BLACK	2	2						
5	2	1A8060-54240	NUT, M6 BLACK	2	2						
6	2	1A8484-54250	BULB, 12V37.5W	2	2						
7	1	1A8476-58770	STAY, LAMP L	1	1						
8	1	1A8476-58780	STAY, LAMP R	1	1						
9	1	198460-83350	BOLT, M8X16	2	2						
10	1	198460-83350	BOLT, M8X16	4	4						

Fig.290. WORK LAMP(FRONT)(LED)(CABIN)

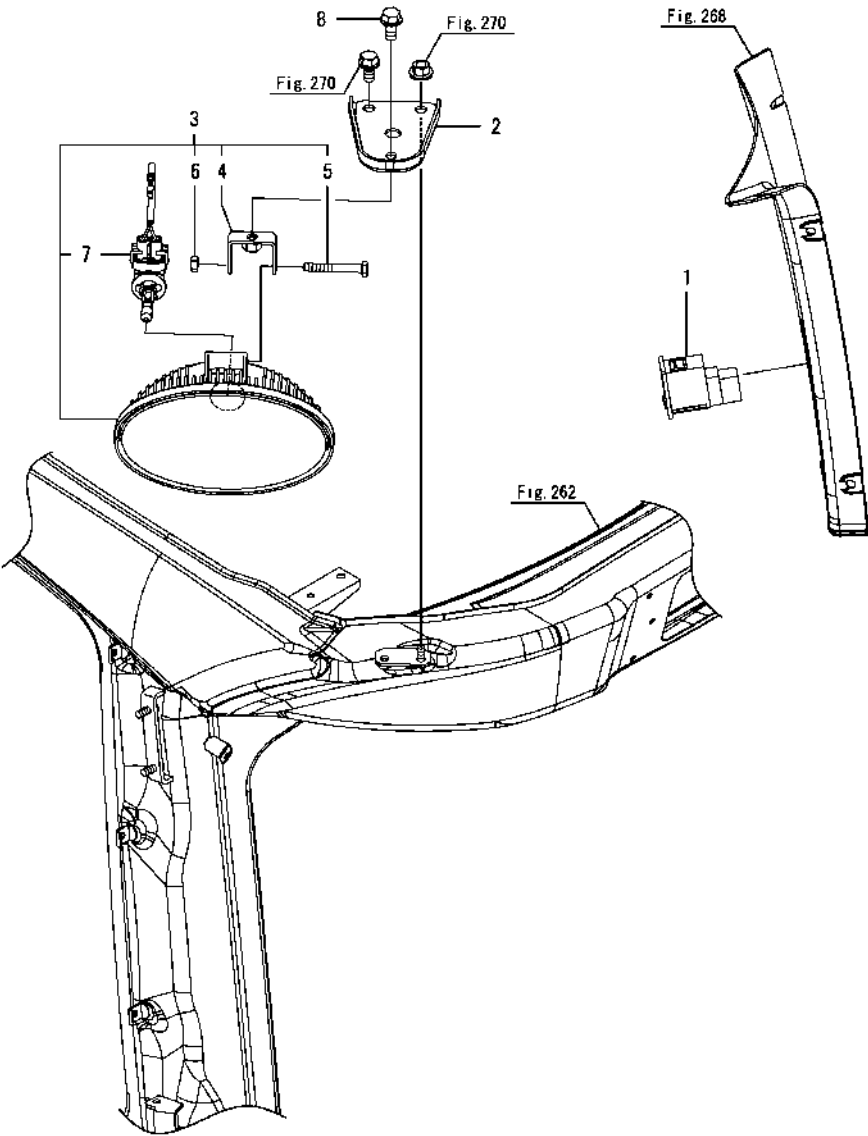


(A)=YT347Y,EU
(B)=YT359Y,EU
(C)=

(D)=
(E)=
(F)=

No.	Lev.	Parts No.	Description	Q'ty						I	R
				(A)	(B)	(C)	(D)	(E)	(F)		
1	1	1A6640-47520	SPRING, 8	2	2						
2	1	1A7805-52550	SWITCH, WORK LAMP	1	1						
3	1	1A8060-54103	LAMP ASSY, WORK	2	2						
4	2	1A8060-54112	LAMP, WORK LED	2	2						
5	2	1A8060-54120	BRACKET, LED LAMP	2	2						
6	2	1A8060-54130	BOLT, M6X70	2	2						
7	2	1A8060-54140	NUT, M6	2	2						
8	1	1A8476-58770	STAY, LAMP L	1	1						
9	1	1A8476-58780	STAY, LAMP R	1	1						
10	1	198460-83350	BOLT, M8X16	4	4						
11	1	198255-83550	WASHER, FLAT 8	2	2						
12	1	1A6280-85540	BOLT, M8X20	2	2						
13	1	26346-080002	NUT, M8	2	2						

Fig.291. WORK LAMP(REAR)(CABIN)



(A)=YT347Y,EU
(B)=YT359Y,EU
(C)=

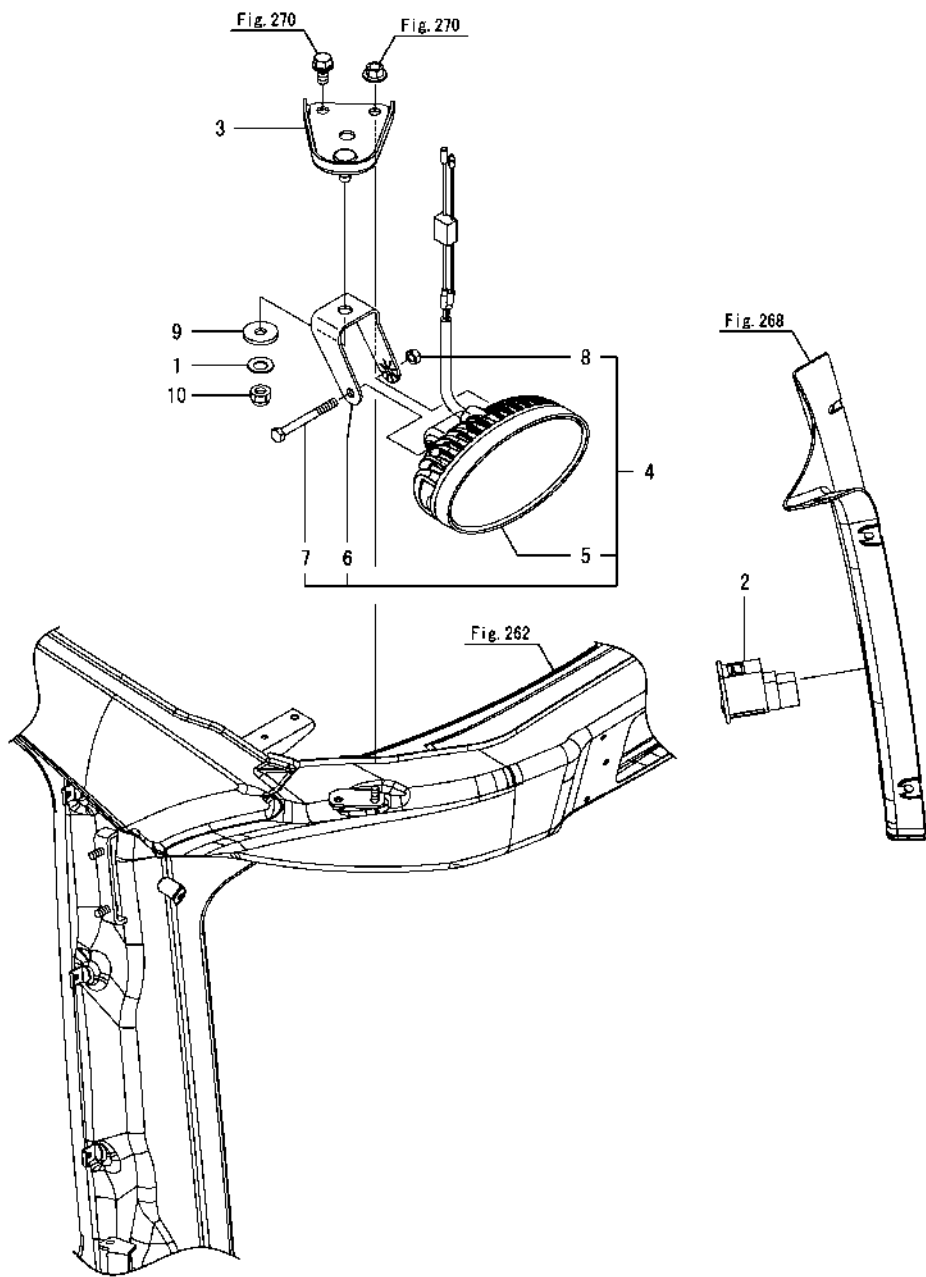
(D)=
(E)=
(F)=

No.	Lev.	Parts No.	Description	Q'ty						I	R
				(A)	(B)	(C)	(D)	(E)	(F)		
1	1	1A7805-52550	SWITCH, WORK LAMP	1	1						
2	1	1A8484-53801	STAY, LAMP	2	2						
3	1	1A8484-54200	LAMP ASSY,WORK 37.5W	2	2						
4	2	1A8484-54220	BRACKET, WORK LAMP	2	2						
5	2	1A8060-54230	BOLT, M6X45 BLACK	2	2						
6	2	1A8060-54240	NUT, M6 BLACK	2	2						
7	2	1A8484-54250	BULB, 12V37.5W	2	2						
8	1	198460-83350	BOLT, M8X16	2	2						

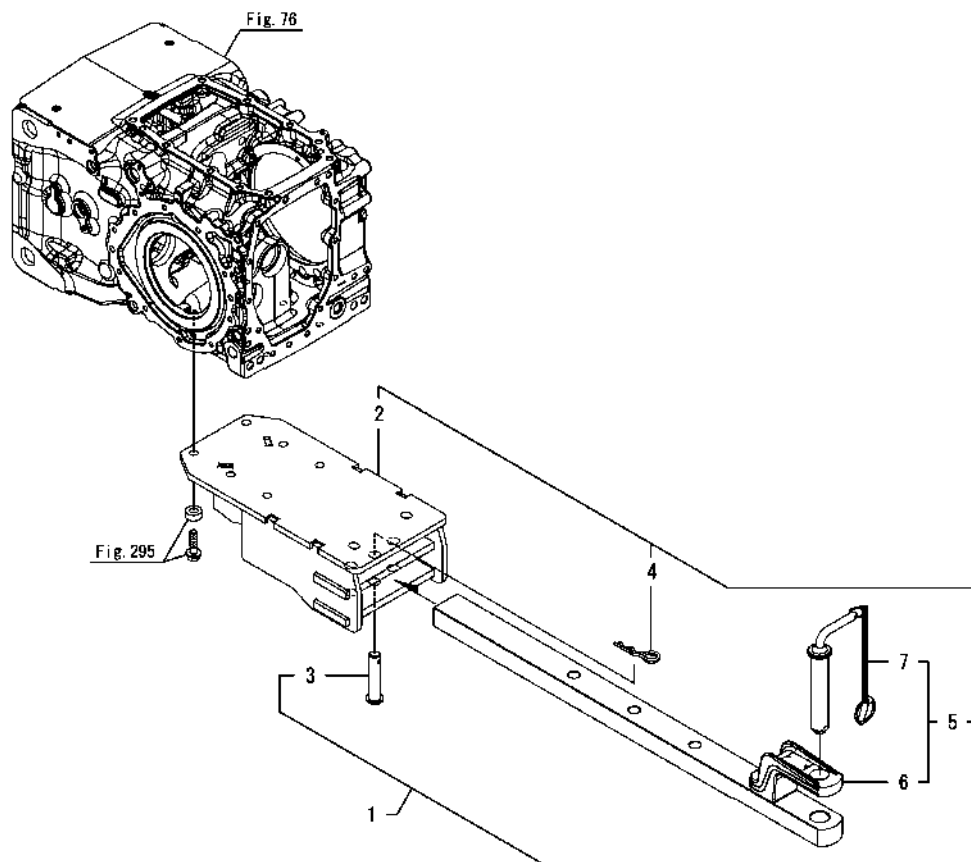
Fig.292. WORK LAMP(REAR)(LED)(CABIN)

(A)=YT347Y,EU
(B)=YT359Y,EU
(C)=

(D)=
(E)=
(F)=

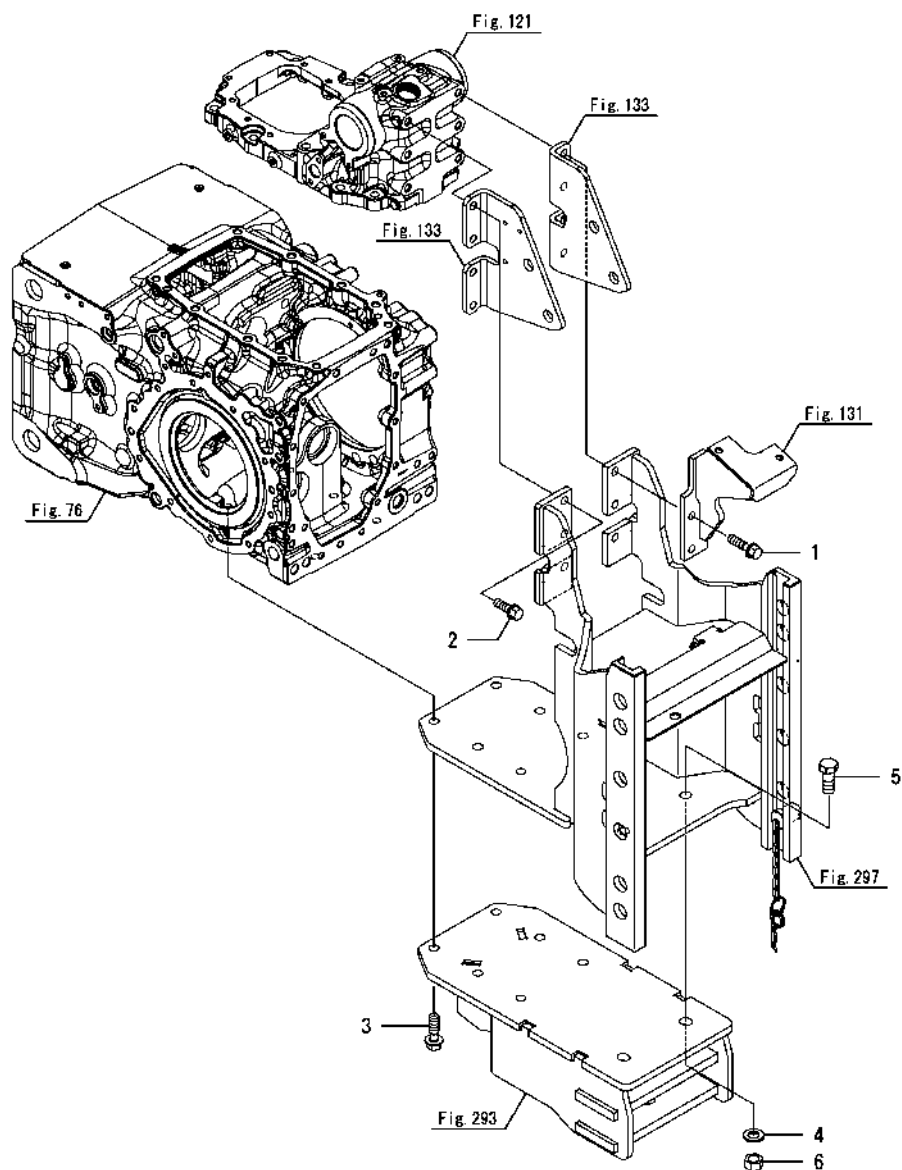


No.	Lev.	Parts No.	Description	Q'ty						I	R
				(A)	(B)	(C)	(D)	(E)	(F)		
1	1	1A6640-47520	SPRING, 8	2	2						
2	1	1A7805-52550	SWITCH, WORK LAMP	1	1						
3	1	1A8484-53790	STAY, LAMP JP	2	2						
4	1	1A8060-54103	LAMP ASSY, WORK	2	2						
5	2	1A8060-54112	LAMP, WORK LED	2	2						
6	2	1A8060-54120	BRACKET, LED LAMP	2	2						
7	2	1A8060-54130	BOLT, M6X70	2	2						
8	2	1A8060-54140	NUT, M6	2	2						
9	1	198255-83550	WASHER, FLAT 8	2	2						
10	1	26346-080002	NUT, M8	2	2						



No.	Lev.	Parts No.	Description	Q'ty						I	R
				(A)	(B)	(C)	(D)	(E)	(F)		
1	1	1A8476-75100	BRACKET KIT, DRAWBAR	1	1						
2	2	1A8476-75110	BRACKET ASSY,DRAWBAR	1	1						
3	2	1A8476-75130	PIN, DRAWBAR	1	1						
4	2	1A8476-75140	PIN, SNAP	1	1						
5	2	1A8476-75710	DRAWBAR KIT	1	1						
6	3	1A8476-75720	DRAWBAR ASSY	1	1						
7	3	1A8476-75750	PIN ASSY, HITCH	1	1						

Fig.294. HITCH BOLT(DRAWBAR BRACKET & LADDER HITCH)



(A)=YT347Y,EU
(B)=YT359Y,EU
(C)=

(D)=
(E)=
(F)=

No.	Lev.	Parts No.	Description	Q'ty						I	R
				(A)	(B)	(C)	(D)	(E)	(F)		
1	1	198165-85960	BOLT, M12X45	2	2						
2	1	198165-85970	BOLT, M12X35	4	4						
3	1	1A6680-85980	BOLT, M14X45	6	6						
4	1	22137-160000	WASHER, 16	2	2						
5	1	26116-160402	BOLT, M16X 40 PLATED	2	2						
6	1	26716-160002	NUT, M16	2	2						

Fig.295. HITCH BOLT(DRAWBAR BRACKET)

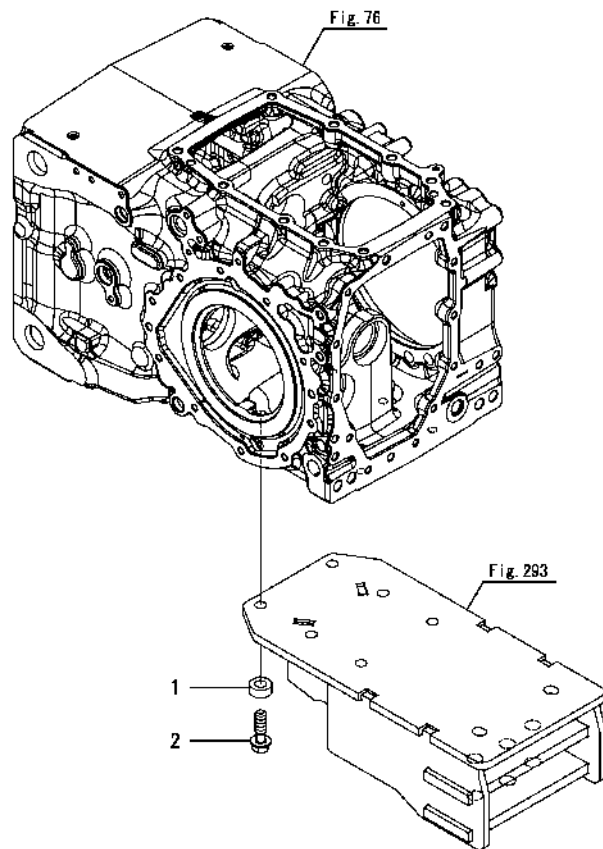
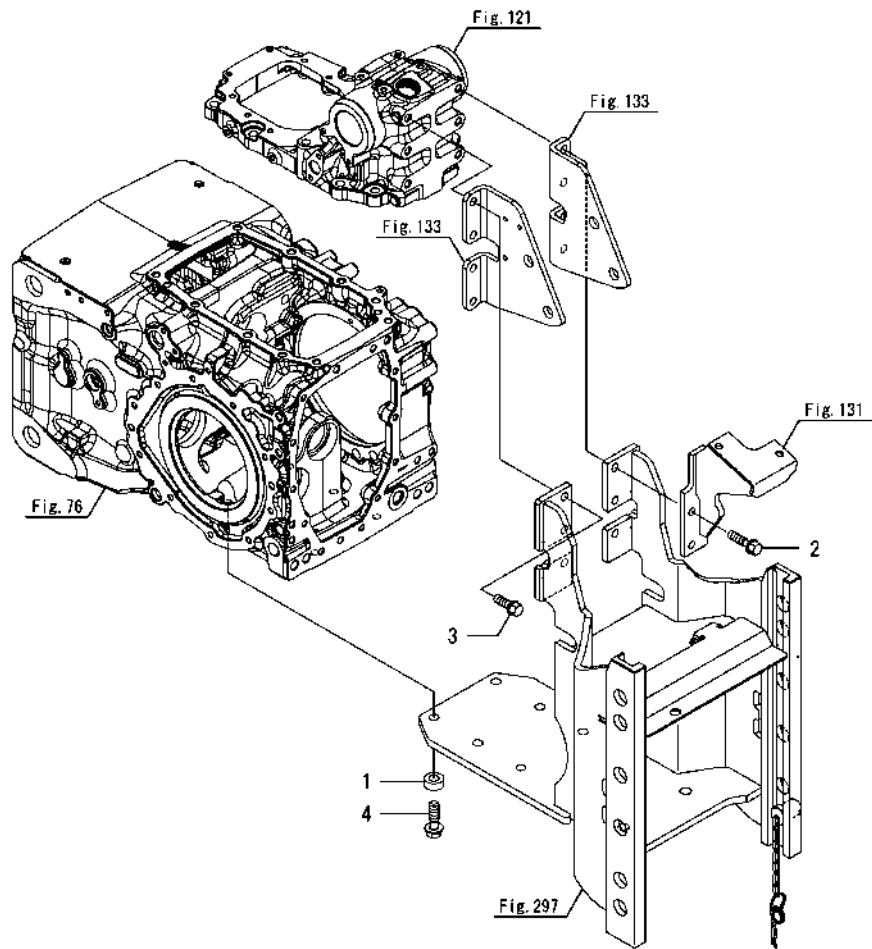
[illegible]

Fig.296. HITCH BOLT(LADDER HITCH)



No.	Lev.	Parts No.	Description	(A)=YT347Y,EU (B)=YT359Y,EU (C)=		(D)= (E)= (F)=				I	R
				(A)	(B)	(C)	(D)	(E)	(F)		
1	1	1A8476-75170	COLLAR, 15X29X12	6	6						
2	1	198165-85960	BOLT, M12X45	2	2						
3	1	198165-85970	BOLT, M12X35	4	4						
4	1	1A6680-85980	BOLT, M14X45	6	6						

No.	Lev.	Parts No.	Description	Q'ty						I	R
				(A)	(B)	(C)	(D)	(E)	(F)		
1	1	1A8476-76090	M ASSY, LADDER HITCH	1	1						

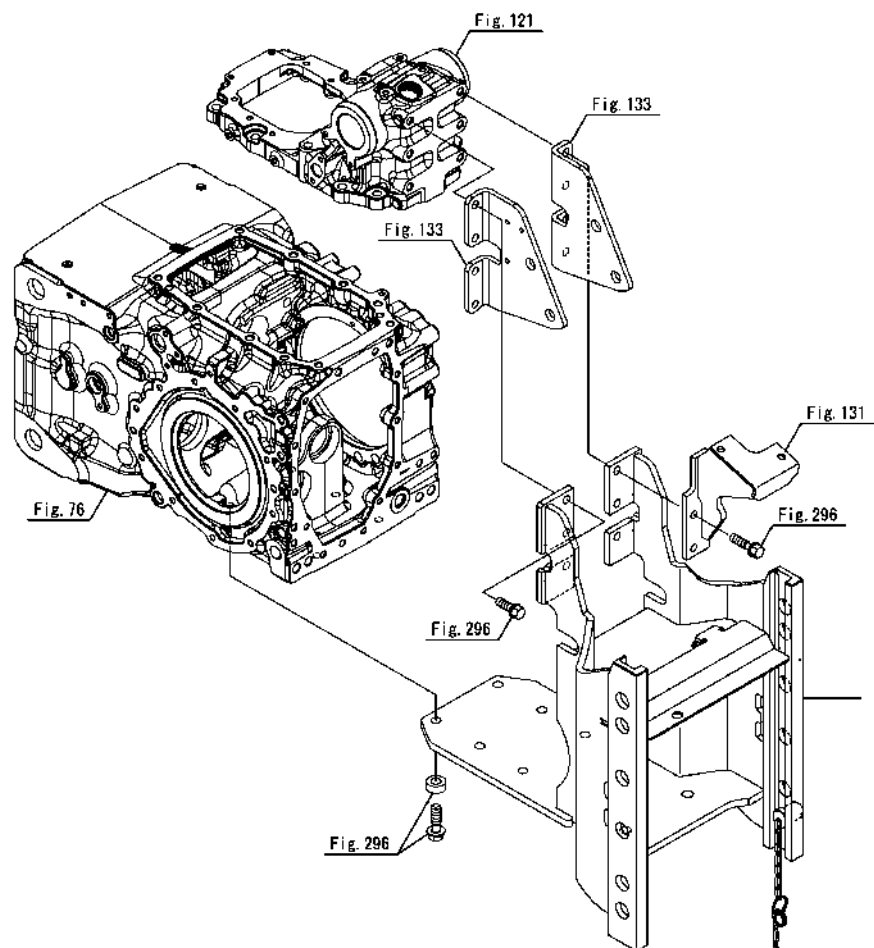


Fig.298. ADAPTER(LADDER HITCH)(1)

(A)=YT347Y,EU
(B)=YT359Y,EU
(C)=

(D)=
(E)=
(F)=

No.	Lev.	Parts No.	Description	Q'ty						I	R
				(A)	(B)	(C)	(D)	(E)	(F)		
1	1	1A8476-76210	ADAPTER ASSY	1	1						

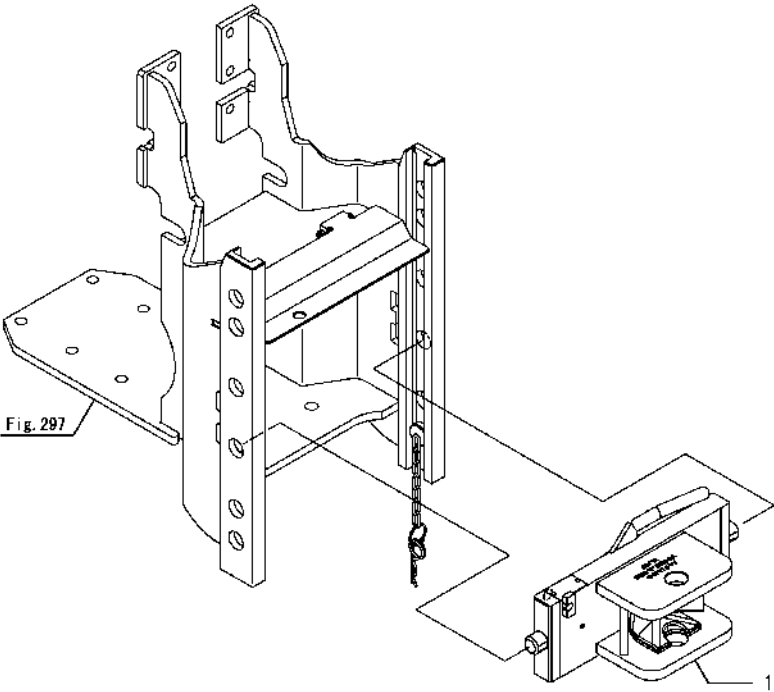
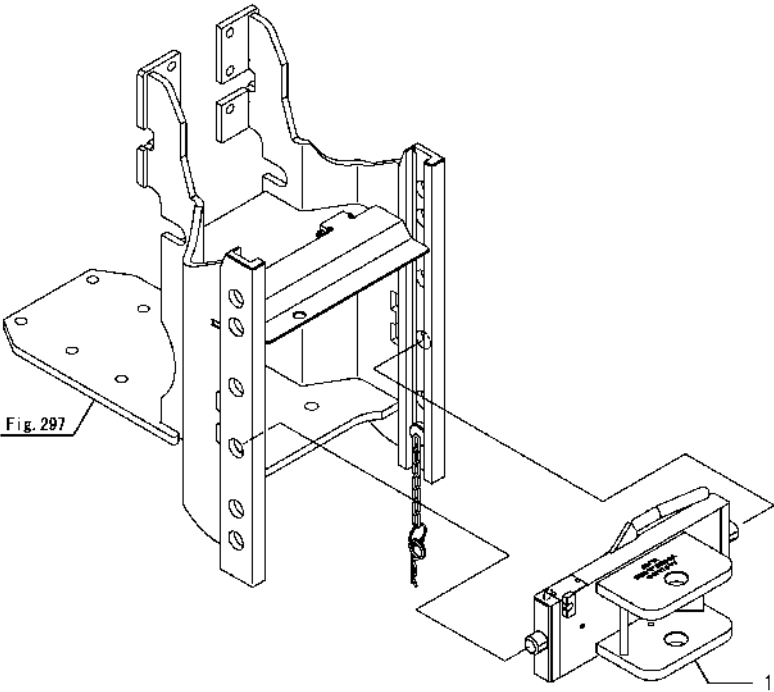


Fig.299. ADAPTER(LADDER HITCH)(2)

(A)=YT347Y,EU
(B)=YT359Y,EU
(C)=

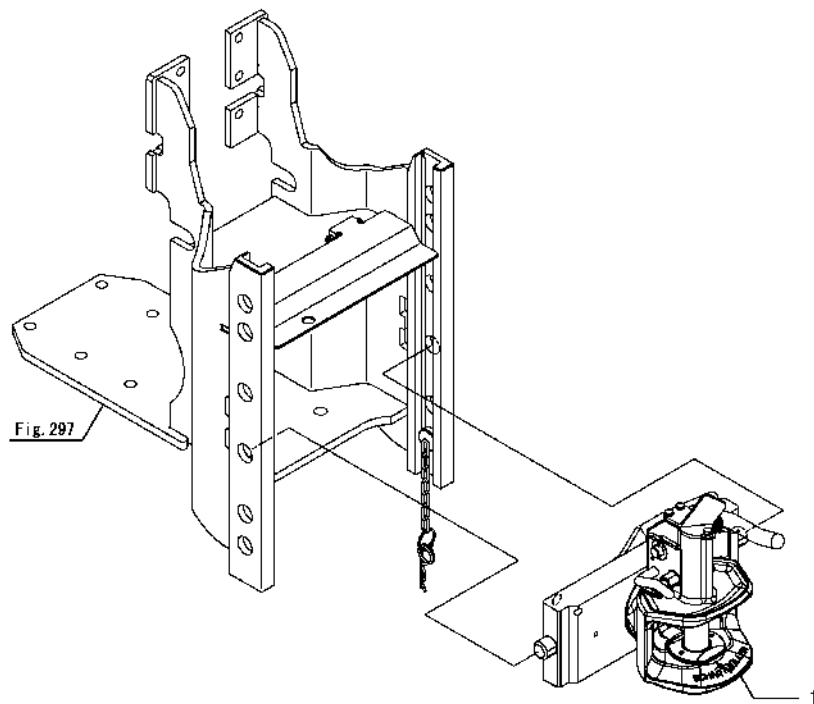
(D)=
(E)=
(F)=

No.	Lev.	Parts No.	Description	Q'ty						I	R
				(A)	(B)	(C)	(D)	(E)	(F)		
1	1	1A8476-76220	ADAPTER ASSY	1	1						

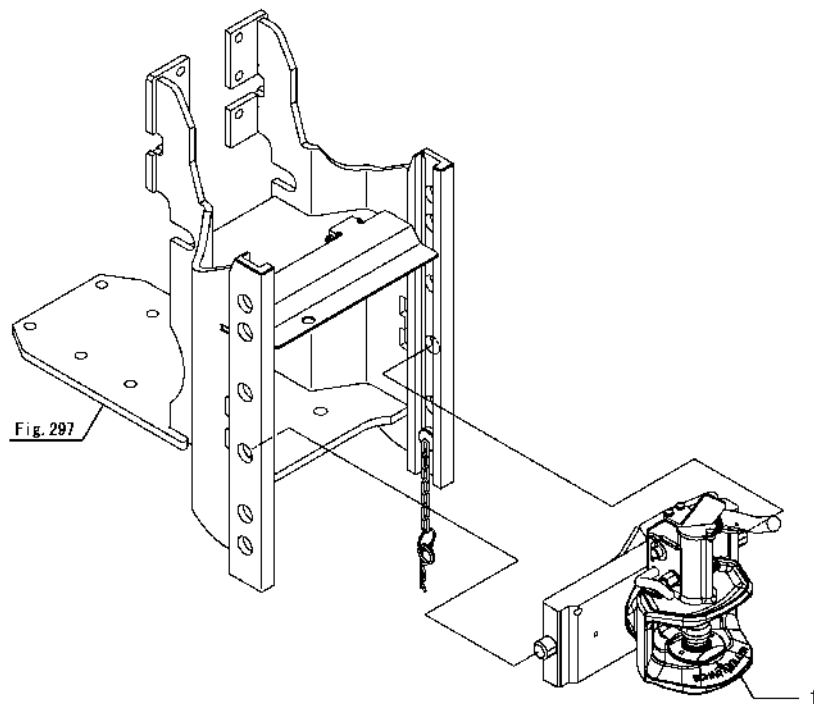


(A)=YT347Y,EU
(B)=YT359Y,EU
(C)=

(D)=
(E)=
(F)=



No.	Lev.	Parts No.	Description	Q'ty						I	R
				(A)	(B)	(C)	(D)	(E)	(F)		
1	1	1A8476-76230	ADAPTER ASSY	1	1						



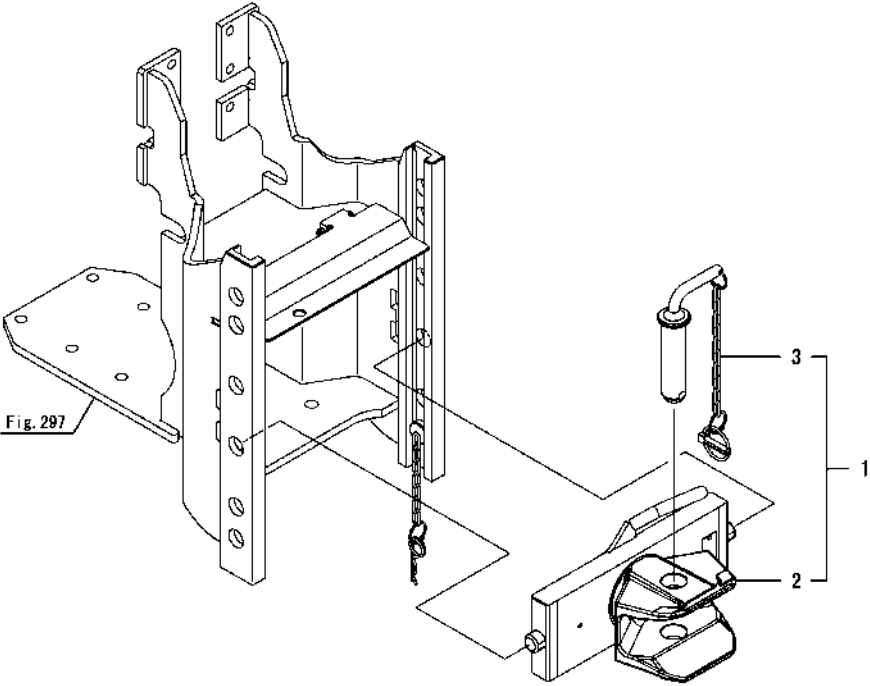
No.	Lev.	Parts No.	Description	Q'ty						I	R
				(A)	(B)	(C)	(D)	(E)	(F)		
1	1	1A8476-76240	ADAPTER ASSY	1	1						

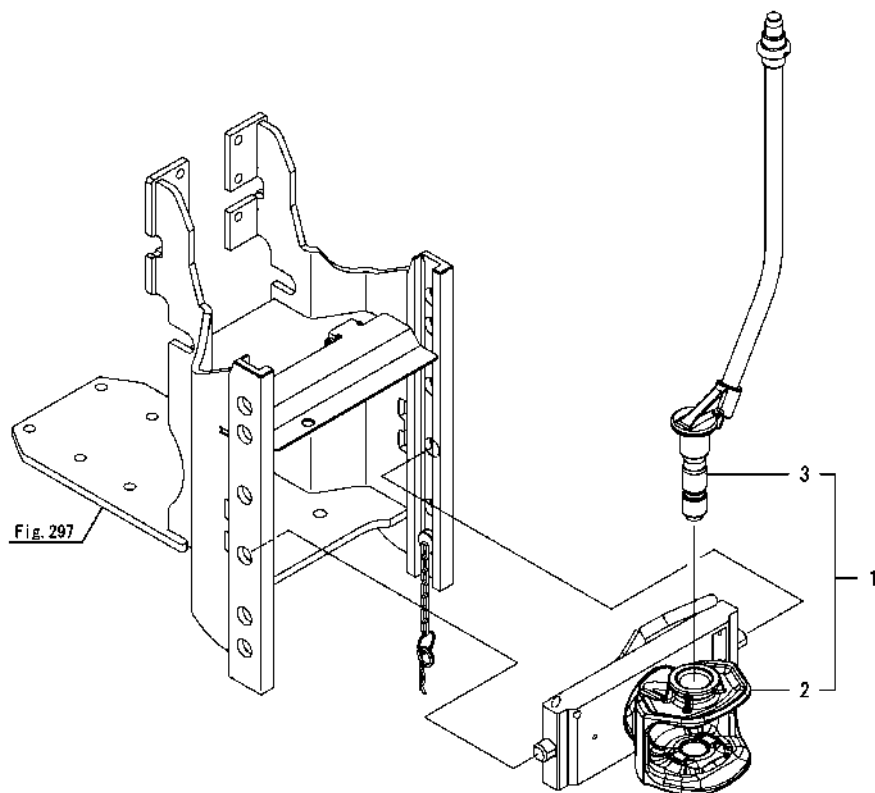
Fig.302. ADAPTER(LADDER HITCH)(5)

(A)=YT347Y,EU
(B)=YT359Y,EU
(C)=

(D)=
(E)=
(F)=

No.	Lev.	Parts No.	Description	Q'ty						I	R
				(A)	(B)	(C)	(D)	(E)	(F)		
1	1	1A8476-76250	ADAPTER KIT	1	1						
2	2	1A8476-76350	ADAPTER ASSY	1	1						
3	2	1A8476-76380	PIN ASSY	1	1						





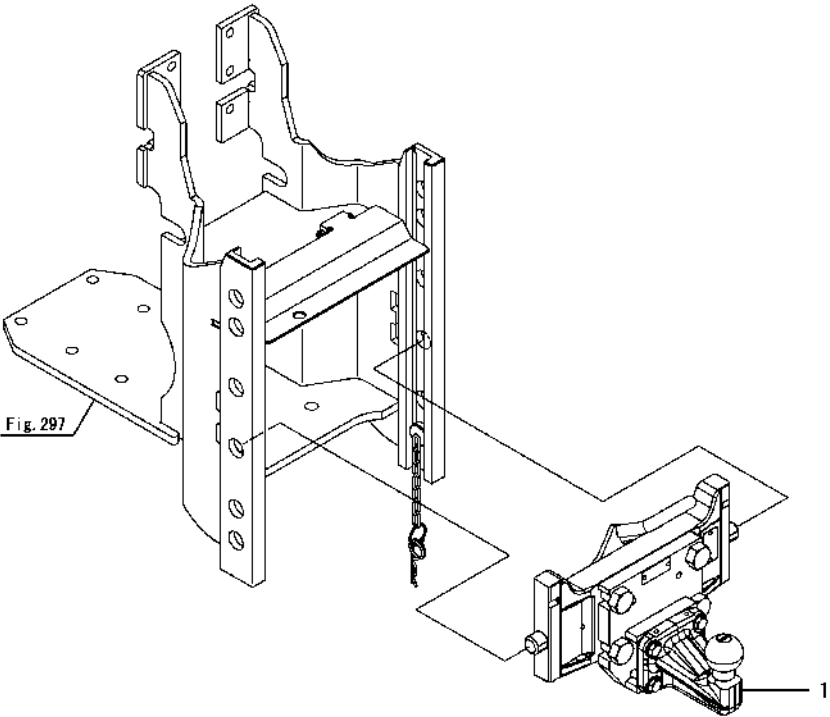
No.	Lev.	Parts No.	Description	Q'ty						I	R
				(A)	(B)	(C)	(D)	(E)	(F)		
1	1	1A8476-76260	ADAPTER KIT	1	1						
2	2	1A8476-76360	ADAPTER ASSY	1	1						
3	2	1A8476-76390	PIN ASSY	1	1						

Fig.304. ADAPTER(LADDER HITCH)(7)

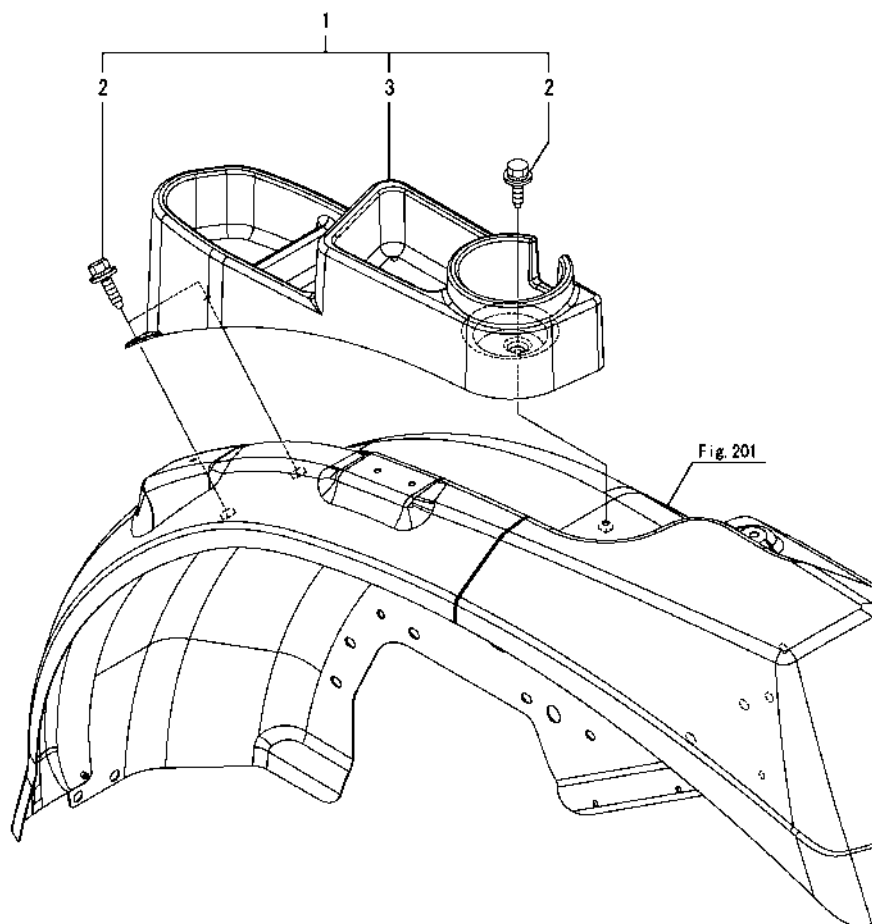
(A)=YT347Y,EU
(B)=YT359Y,EU
(C)=

(D)=
(E)=
(F)=

No.	Lev.	Parts No.	Description	Q'ty						I	R
				(A)	(B)	(C)	(D)	(E)	(F)		
1	1	1A8476-76270	ADAPTER ASSY	1	1						

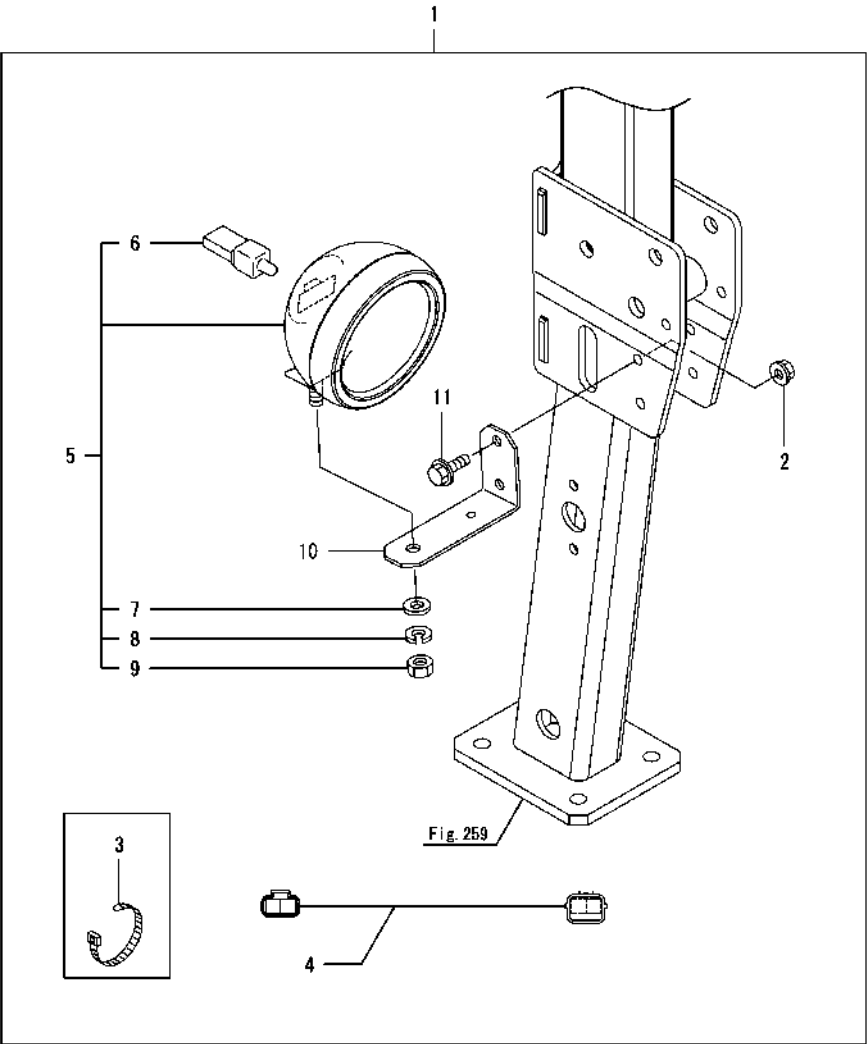


No.	Lev.	Parts No.	Description	Q'ty						I	R
				(A)	(B)	(C)	(D)	(E)	(F)		
1	1	1A8484-84640	CASE KIT, ACCESSORY	1	1						
2	2	198072-60590	BOLT, M6X20	3	3						
3	2	1A8484-84650	CASE, ACCESSORY	1	1						



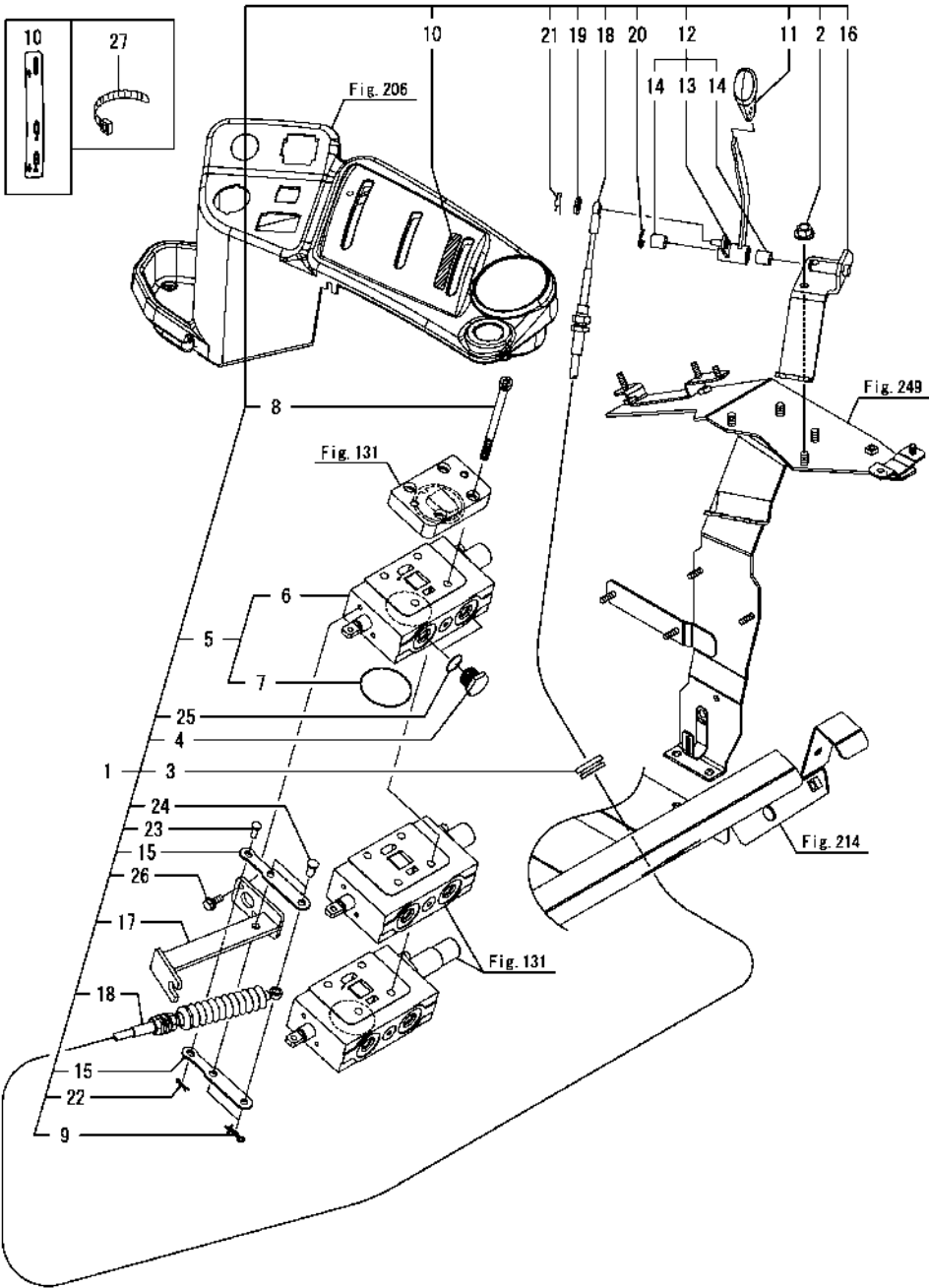
(A)=YT347Y,EU
(B)=YT359Y,EU
(C)=

(D)=
(E)=
(F)=



No.	Lev.	Parts No.	Description	Q'ty						I	R
				(A)	(B)	(C)	(D)	(E)	(F)		
1	1	1A8475-54980	LAMP KIT,WORK	1	1						
2	2	194990-22140	NUT, M8	2	2						
3	2	1A8300-51210	BAND, REPEAT	4	4						
4	2	1A8475-51910	HARNES,WORK LMP	1	1						
5	2	1A7340-54100	LAMP ASSY, WORKING	1	1						
6	3	1A7470-86270	BULB, 12V-35W	1	1						
7	3	22137-100000	WASHER, 10	1	1						
8	3	22217-100000	WASHER, SPRING 10	1	1						
9	3	26736-100002	NUT, M10	1	1						
10	2	1A8250-99320	STAY, WORK LAMP	1	1						
11	2	26106-080202	BOLT, M8X 20 PLATED	2	2						

Fig.307. S.C.V.(3RD)

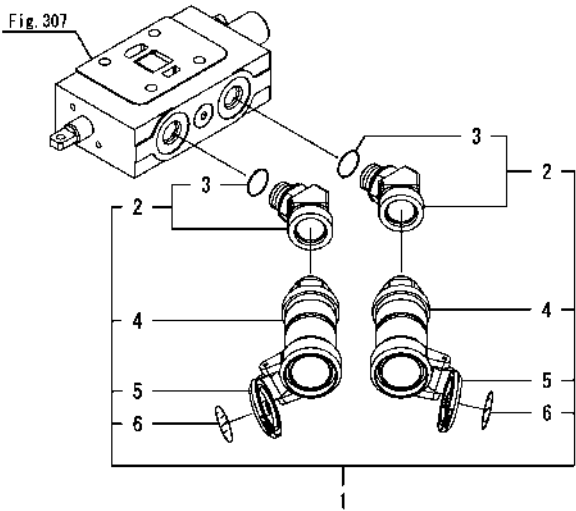
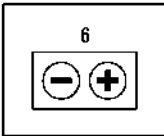


(A)=YT347Y,EU
(B)=YT359Y,EU
(C)=

(D)=
(E)=
(F)=

No.	Lev.	Parts No.	Description	Q'ty						I	R
				(A)	(B)	(C)	(D)	(E)	(F)		
1	1	1A8476-46030	SCV KIT, 3RD	1	1						
2	2	194990-22140	NUT, M8	2	2						
3	2	198448-33390	GROMMET, WIRE	1	1						
4	2	194065-42250	PLUG, PF1/2	2	2						
5	2	1A8060-46720	SCV ASSY	1	1						
6	3	1A8060-46740	SCV	1	1						
7	3	194850-49370	O-RING, 1A2053	1	1						
8	2	1A8060-46770	BOLT, M8X165	4	4						
9	2	1C6281-52320	PIN, SNAP 8	2	2						
10	2	1A8475-65350	LABEL, SCV	1	1						
11	2	1A8060-68710	KNOB, WHITE	1	1						
12	2	1A8476-68720	LEVER UNIT, SCV B	1	1						
13	3	1A8476-68740	LEVER ASSY, SCV B	1	1						
14	3	24550-012150	BUSH, 12X15	2	2						
15	2	1A8476-68780	LINK, SCV	2	2						
16	2	1A8476-68800	BRACKET, SCV LEVER	1	1						
17	2	1A8476-68850	STAY ASSY, LINK SCV	1	1						
18	2	1A8476-68960	WIRE, SCV 1900	1	1						
19	2	22137-060000	WASHER, 6	1	1						
20	2	22272-000100	RING, E-10	1	1						
21	2	22372-050000	PIN, SNAP 5	1	1						
22	2	22372-050000	PIN, SNAP 5	1	1						
23	2	22487-060120	PIN, H 6X 12	1	1						
24	2	22487-080120	PIN, H 8X 12	2	2						
25	2	24315-000180	O-RING, 1BP18.0	2	2						
26	2	26106-060122	BOLT, M6X 12 PLATED	2	2						
27	2	29622-140001	BAND, RF140	2	2						

Fig.308. COUPLER(S.C.V.)(3RD)

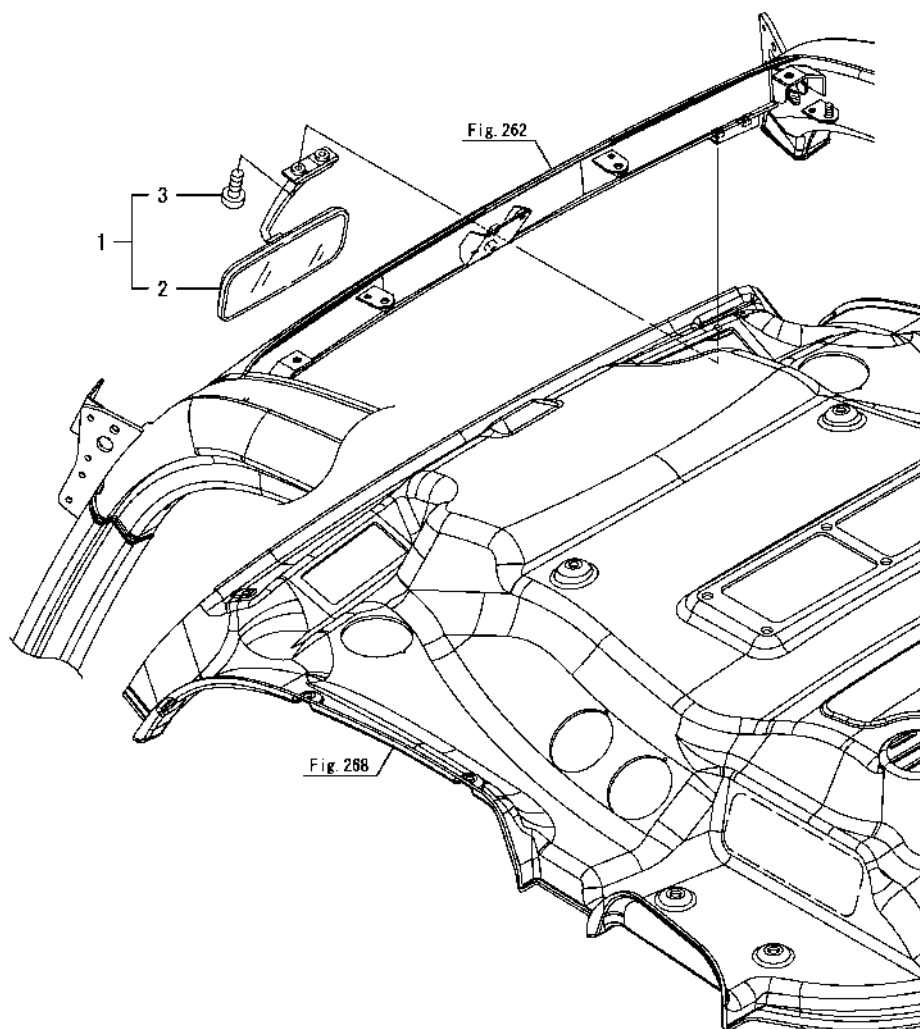


(A)=YT347Y,EU
(B)=YT359Y,EU
(C)=

(D)=
(E)=
(F)=

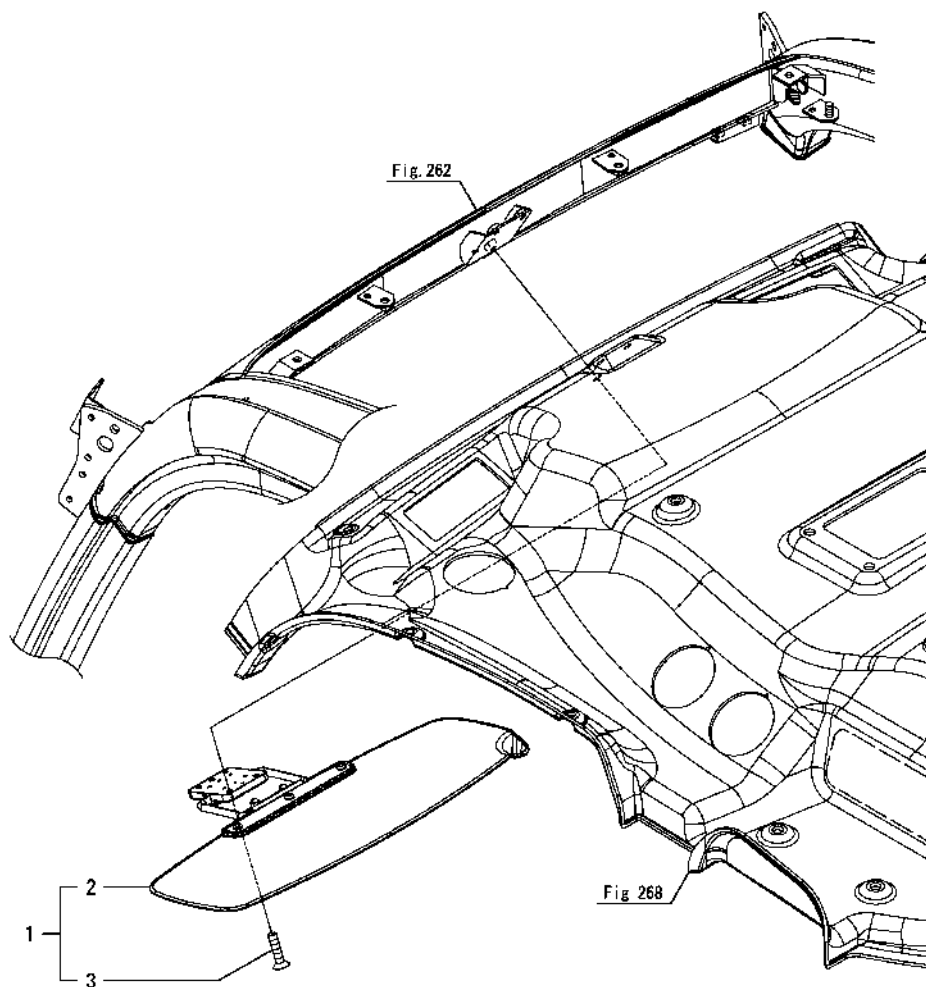
No.	Lev.	Parts No.	Description	Q'ty						I	R
				(A)	(B)	(C)	(D)	(E)	(F)		
1	1	1A8476-46040	COUPLER KIT, SCV 3RD	1	1						
2	2	1A8060-46790	ELBOW ASSY,G1/2-7/8	2	2						
3	3	24315-000180	O-RING, 1BP18.0	2	2						
4	2	1A8060-46950	COUPLER, FEMALE	2	2						
5	2	1A8060-46971	PROTECTOR, DUST	2	2						
6	2	1A8476-65980	LABEL, WHITE EU	1	1						

Fig.309. REARVIEW MIRROR(ROOM)(CABIN)

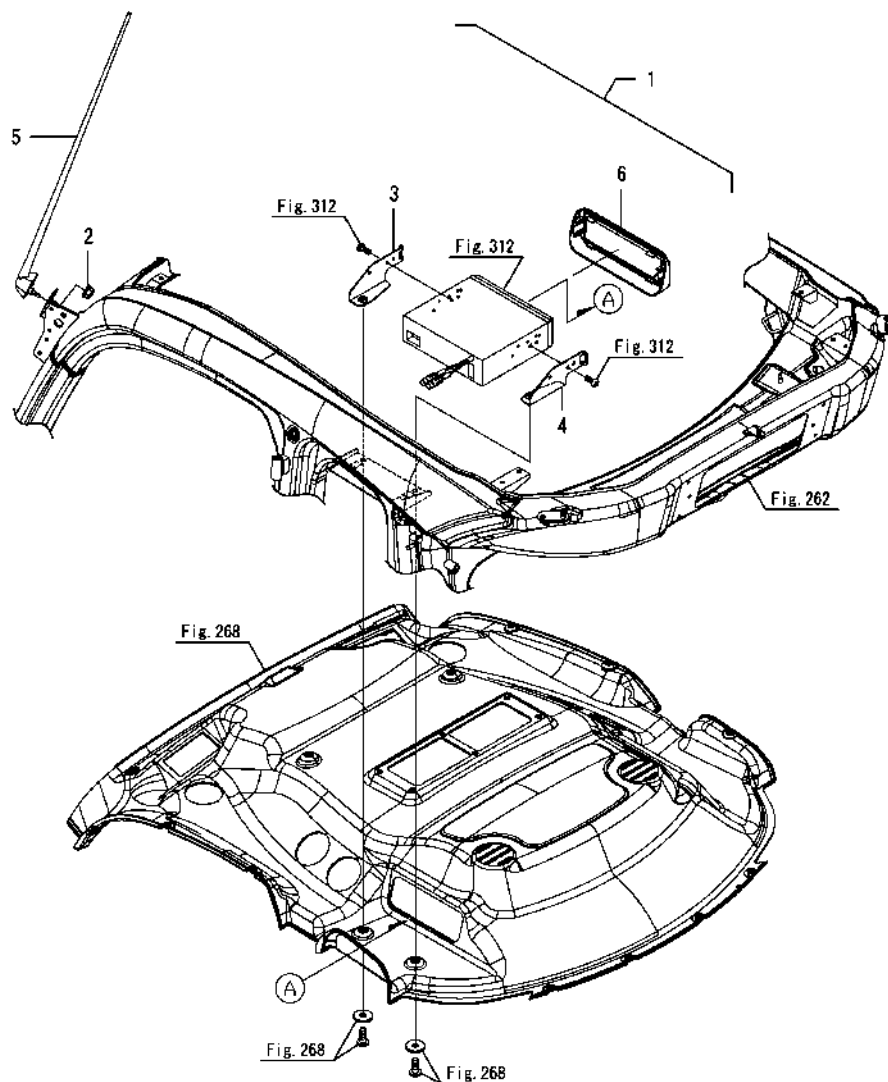


No.	Lev.	Parts No.	Description	Q'ty						I	R
				(A)	(B)	(C)	(D)	(E)	(F)		
1	1	1A8485-84700	MIRROR KIT, ROOM	1	1						
2	2	198463-84760	MIRROR, ROOM	1	1						
3	2	26589-060162	SCREW, M6	2	2						

Fig.310. VISOR(CABIN)



No.	Lev.	Parts No.	Description	Q'ty						I	R
				(A)	(B)	(C)	(D)	(E)	(F)		
1	1	1A8485-84750	VISOR ASSY	1	1						
2	2	1A8060-84720	VISOR, ACRYL	1	1						
3	2	26579-060252	SCREW, 6 X 25	3	3						



No.	Lev.	Parts No.	Description	Q'ty						I	R
				(A)	(B)	(C)	(D)	(E)	(F)		
1	1	1A8485-86600	INSTALL KIT, AUDIO	1	1						
2	2	194990-22120	NUT, M5	1	1						
3	2	1A8484-86510	BRACKET ASSY,AUDIO L	1	1						
4	2	1A8484-86520	BRACKET ASSY,AUDIO R	1	1						
5	2	198463-86781	ANTENNA,	1	1						
6	2	1A8484-86850	COVER, AUDIO	1	1						

Fig.312. RADIO(CABIN)

(A)=YT347Y,EU
(B)=YT359Y,EU
(C)=

(D)=
(E)=
(F)=

No.	Lev.	Parts No.	Description	Q'ty						I	R
				(A)	(B)	(C)	(D)	(E)	(F)		
1	1	1A8485-86100	RADIO KIT,NA DOP	1	1						
2	2	1A8485-51960	HARNESS,RADIO	1	1						
3	2	1A8485-86000	RADIO ASSY,NA	1	1						
4	2	22117-050000	WASHER, 5	4	4						
5	2	26557-050082	SCREW, M5X 8	4	4						

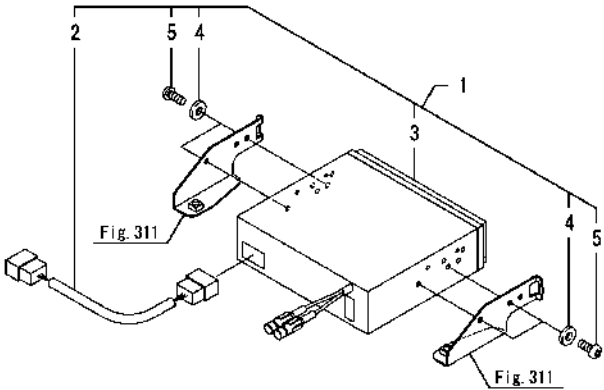
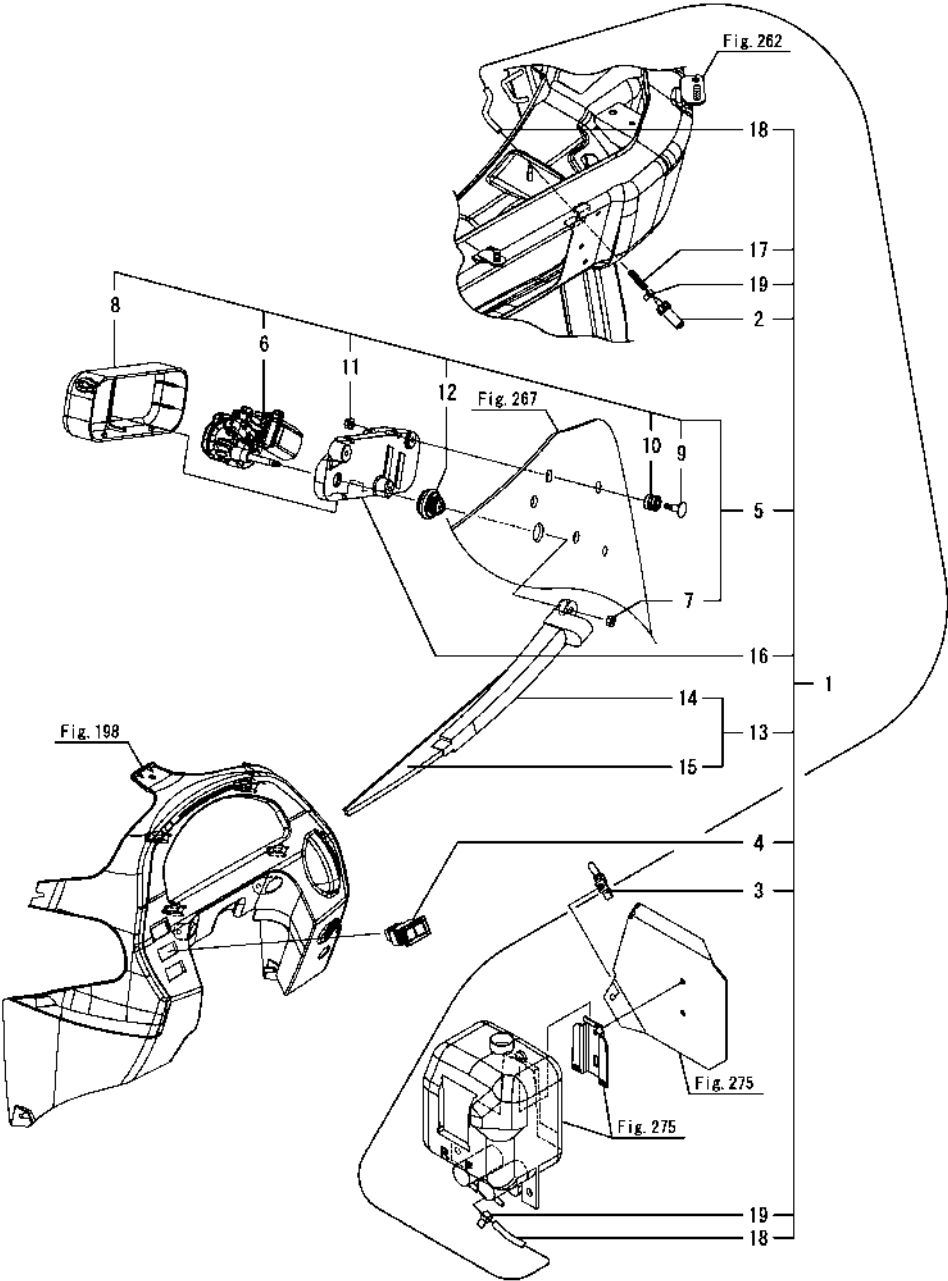


Fig.313. REAR WIPER(CABIN)

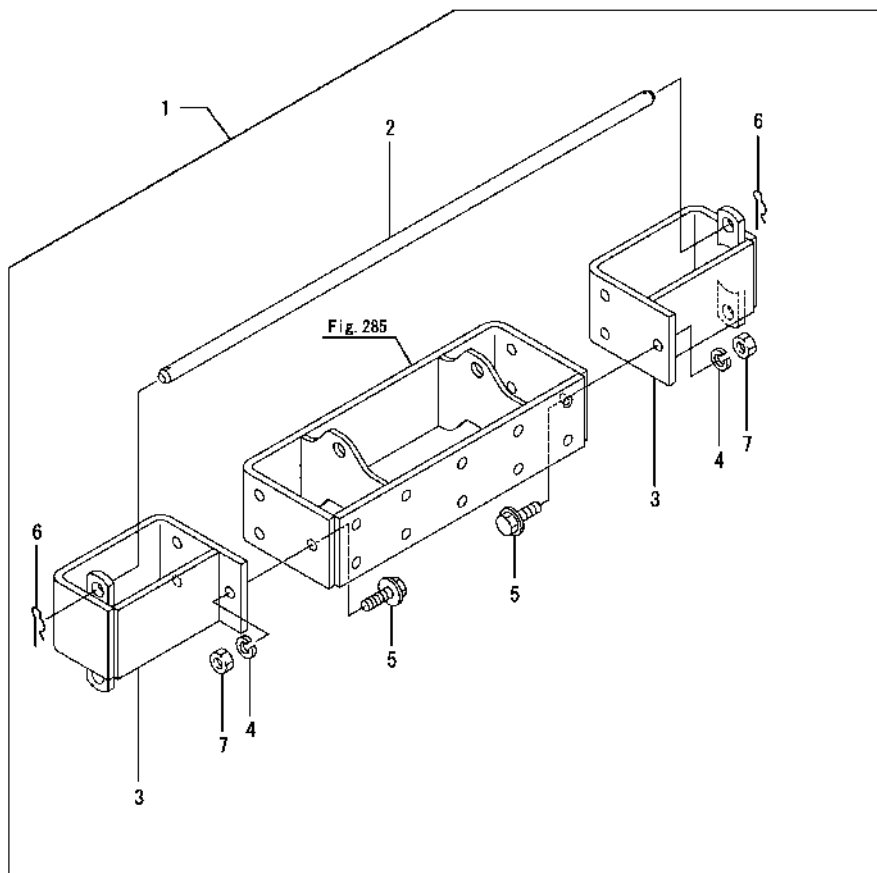


(A)=YT347Y,EU
(B)=YT359Y,EU
(C)=

(D)=
(E)=
(F)=

No.	Lev.	Parts No.	Description	Q'ty						I	R
				(A)	(B)	(C)	(D)	(E)	(F)		
1	1	1A8485-86290	MOTOR KIT, WIPER	1	1						
2	2	172527-17930	NOZZLE, WASHER	1	1						
3	2	1A8275-51670	CLIP, M8 HOLE	1	1						
4	2	1A8060-52530	SWITCH, REAR WIPER	1	1						
5	2	1A8484-86300	MOTOR ASSY, WIPER	1	1						
6	3	1A8484-86310	MOTOR, REAR WIPER	1	1						
7	3	1A8110-86330	NUT, M6	1	1						
8	3	1A8110-86460	COVER, MOTOR	1	1						
9	3	1A8110-86470	BOLT, W/COLLAR	3	3						
10	3	1A8110-86480	GROMMET	3	3						
11	3	1A8110-86490	NUT, FLANGE M6	3	3						
12	3	1A7210-86630	CAP	1	1						
13	2	1A8110-86400	ARM KIT, WIPER&BLADE	1	1						
14	3	1A8110-86410	ARM, WIPER	1	1						
15	3	1A8110-86420	BLADE, WIPER	1	1						
16	2	1A8484-86450	PLATE, BASE	1	1						
17	2	198094-86560	SPRING, NOZZLE	1	1						
18	2	1A8485-86580	HOSE, VINYL R	1	1						
19	2	23080-007000	CLAMP, 7	2	2						

(A)=YT347Y,EU
(B)=YT359Y,EU
(C)=



No.	Lev.	Parts No.	Description	Q'ty						I	R
				(A)	(B)	(C)	(D)	(E)	(F)		
1	1	1A8476-11900	HITCH KIT, EXTRA	1	1						
2	2	198220-11350	PIN, WEIGHT LOCK	1	1						
3	2	198220-11900-1	HITCH, EXTRA	2	2						
4	2	194274-13580	WASHER, SPRING 12	6	6						
5	2	198165-85960	BOLT, M12X45	6	6						
6	2	22372-160000	PIN, SNAP 16	2	2						
7	2	26716-120002	NUT, M12	6	6						

Parts No. Index

Parts No.	Fig. No.	Ref. No.
0A042-CS0090	283	11
0A042-DA0090	283	7
0A042-DE0090	283	3
0A042-EN0090	283	1
0A042-ES0090	283	5
0A042-FI0090	283	10
0A042-FR0090	283	2
0A042-IT0090	283	4
0A042-NO0090	283	8
0A042-PL0090	283	6
0A042-SV0090	283	9
101504-55101	11	7
114270-59010	19	15
		16
	20	16
		17
119802-13811	22	5
	24	5
119865-12600	26	13
120147-44810	275	3
121575-49310	121	23
121737-49150	2	18
	3	19
	4	18
	5	19
124756-77040	153	2
	154	32
	155	33
129012-77920	154	33
	155	34
129052-13550	9	2
	10	2
129054-96990	280	16
	281	15
129263-44510	2	17
	3	18
	4	17
	5	18
129301-03660	19	1
	20	1
129612-52100	16	2
129917-55821	2	38
	3	40
	4	38
	5	40
129968-96970	281	13
129972-96980	281	14
129979-55700	2	31
	3	33
	4	31

Parts No.	Fig. No.	Ref. No.
129979-55700	5	33
129A00-55730	2	36
	3	38
	4	36
	5	38
129A00-55740	2	37
	3	39
	4	37
	5	39
129A00-55750	2	33
	3	35
	4	33
	5	35
129A00-55760	2	34
	3	36
	4	34
	5	36
129A00-91430	154	17
	155	16
129A23-55600	2	28
	4	28
129A23-55800	2	30
	3	32
	4	30
	5	32
129A26-55600	3	30
	5	30
129A26-55610	3	31
	5	31
129C20-55610	2	29
	4	29
129C20-55720	2	35
	3	37
	4	35
	5	37
129E00-55710	2	32
	3	34
	4	32
	5	34
145610-83400	97	18
168218-02150	79	3
168218-02160	79	4
168219-00030	79	1
168219-01210	79	2
168219-03010	79	5
168219-03030	79	6
168219-03041	79	7
168219-03200	79	8
168245-00080	125	1
1682B3-00040	126	1

Parts No.	Fig. No.	Ref. No.
1682B3-01130	126	2
1682B3-01310	126	3
1682D1-01050	81	5
1682D1-01060	81	6
1682D1-01070	81	7
1682D1-01080	81	8
1682D1-01100	81	3
1682D2-00030	81	1
1682D2-01011	81	2
1682D2-01150	81	9
1682D2-01200	81	10
1682D2-01210	81	11
168461-01150	97	4
168HQ0-87690	97	13
168KA0-29150	97	5
168KA0-29160	97	6
168KA0-29170	97	7
168KA0-29180	97	8
168KA0-29840	97	19
168KA0-29900	97	20
168KA1-29250	97	10
168KA1-29290	97	11
168KAD-29000	97	1
168KAD-29232	97	9
172112-77361	121	28
172141-76900	121	26
	131	24
		26
172141-76920	61	4
172142-76180	141	5
172142-76181	61	2
	62	12
	135	7
	136	6
	145	4
172149-76300	135	10
	136	9
172158-78250	63	11
172176-76200	135	9
	136	8
172455-17930	279	1
172456-13310	2	3
	3	3
	4	3
	5	3
172527-17930	313	2
172730-75141	62	11
	145	3
172B03-19110	276	2
172B03-76070	121	25

Parts No.	Fig. No.	Ref. No.
172B06-11510	26	6
172B06-11520	26	7
172B16-17190	157	1
	158	1
174570-57110	165	22
	183	1
174842-13740	85	1
	86	1
	90	1
178076-02430	81	12
178076-05420	79	9
178076-12400	80	1
192157-27060	79	10
192157-27080	79	11
192159-27780	81	14
192159-27830	81	15
192160-34160	46	6
192167-24600	121	1
194065-42250	121	11
	131	2
	307	4
194065-46220	127	2
194065-46320	127	4
194065-46350	127	5
194065-60580	264	1
	267	2
194066-13640	43	1
194082-34910	111	4
		9
194130-33100	104	1
194130-37730	116	9
194130-47851	247	2
194145-04810	120	1
194145-61651	206	3
194145-75250	256	20
		39
194150-22480	242	3
	243	3
	244	3
194151-36670	53	3
194167-61650	174	9
194170-45370	81	16
194170-47440	134	15
194180-12471	36	17
194180-25550	88	1
194180-51640	143	2
194180-61980	225	1
194180-72950	252	11
194190-26840	74	19
	75	19

Parts No. Index

Parts No.	Fig. No.	Ref. No.
194190-26840	82	5
	83	5
194197-25930	73	5
194250-46470	129	6
194250-47490	242	5
	243	4
	244	4
194250-61850	6	10
	7	10
194274-13580	285	4
	314	4
194275-51210	248	5
	249	4
194279-14220	52	1
194300-21460	229	1
	249	1
194305-32650	95	6
194311-13880	97	2
194311-13910	97	3
194312-25470	71	20
	72	20
194321-13230	38	3
194321-13250	38	5
194321-13270	38	7
194322-24980	76	7
194327-36530	113	10
194330-62530	114	33
		34
	259	1
194370-26350	80	8
194420-39370	95	7
194420-62260	146	11
	147	11
194430-25460	71	19
	72	19
194440-51630	200	1
194450-74630	256	19
		38
194464-45930	130	1
		8
		14
194465-13240	38	4
194465-13260	38	6
194465-13650	285	5
194515-01190	268	1
		2
		3
194515-31850	101	10
194550-77590	162	7
194555-25880	94	1

Parts No.	Fig. No.	Ref. No.
194555-27450	242	4
194555-32340	102	2
194555-42280	121	13
194555-46380	127	6
194555-47340-1	134	13
194555-47350-1	134	14
194555-65130	189	14
		15
		16
	190	14
		15
		16
194556-42220	131	1
194640-26130	39	2
	40	2
	88	5
194640-46420	129	2
194640-72420	254	3
	255	8
194680-27540	91	5
194680-51670	146	9
	147	9
	280	4
194680-77750	145	6
194680-77770	97	12
194680-78350	279	5
194697-28270	266	3
194850-25760	73	4
194850-31380	71	22
	72	22
194850-49370	131	6
		9
		11
	307	7
194940-47210-1	134	6
194940-47220	134	7
194940-61790	171	12
	172	9
	173	10
	174	10
	176	2
	177	5
	181	2
	200	4
		5
	201	5
	206	4
	282	3
194990-22040	248	1
194990-22110	6	7

Parts No.	Fig. No.	Ref. No.
194990-22110	7	7
	178	1
	180	1
194990-22120	157	3
	158	3
	165	3
	174	1
	175	1
	176	1
	311	2
194990-22130	2	16
	3	17
	4	16
	5	17
	16	1
	21	6
		7
	23	6
		7
	146	1
	147	1
	150	1
	151	1
	154	2
		3
		4
		5
	155	2
		3
		4
		5
	157	4
		5
	158	4
		5
	165	4
	169	1
		2
	201	1
	202	1
	206	1
	266	1
	267	1
	279	2
194990-22140	6	14
	7	14
	8	8
		13
	10	3
	12	12

Parts No.	Fig. No.	Ref. No.
194990-22140	12	13
		14
	13	13
		14
		15
	14	12
		13
		14
	15	12
		13
	17	3
	18	2
	63	8
	70	4
	118	1
	132	1
	154	6
	155	6
	157	6
		7
		8
		9
	158	6
		7
		8
		9
	161	1
	171	1
	185	1
	186	4
	187	1
	188	1
	189	1
		2
	190	1
		2
	192	1
	194	1
		2
		3
	195	1
		2
		3
	201	2
		3
	202	2
	209	1
	210	1
	212	1
		2

Parts No. Index

Parts No.	Fig. No.	Ref. No.
194990-22140	213	1
	214	1
	216	1
	218	1
	220	1
		2
		3
	221	1
		2
		3
	241	1
	249	2
	251	1
	266	2
	273	1
	279	3
	280	2
	281	2
		3
	282	1
		2
	306	2
	307	2
194990-22150	114	1
	143	1
	280	3
194990-22160	27	7
	28	6
	285	6
195184-15360	254	1
	255	1
195397-27810	252	1
195616-24930	157	10
	158	10
197810-83220	8	15
	225	2
197810-84840	203	4
197820-84740	266	36
	267	33
197830-85490	157	36
198071-24350	103	1
198071-27470	92	2
198071-37510	114	9
		19
		24
198071-58810	263	49
		52
198071-61890	198	5
	268	6
		7

Parts No.	Fig. No.	Ref. No.
198071-61890	270	4
	282	4
198071-62800	215	3
198071-62890	215	4
198071-62900	215	5
198071-65610	174	12
	189	21
		22
		23
	190	21
		22
		23
198072-18320	253	1
198072-27650	92	3
198072-60590	192	2
	193	1
	194	4
		5
	195	4
		5
	198	2
	199	1
	200	2
	203	1
	206	2
	268	5
	269	1
	270	2
	305	2
198072-62790	215	1
198083-34940	111	5
		10
198091-33510	106	4
198091-34100	107	2
198091-34130	107	3
198091-34320-1	107	4
198092-71720	253	3
198093-83752	267	30
198094-62790	215	2
198094-62870	226	1
198094-82540	267	5
198094-83620	267	18
198094-83650	267	21
198094-86060	274	2
198094-86560	275	13
	313	17
198119-27150	91	2
	96	1
198121-47111	247	1
198129-63691	229	2

Parts No.	Fig. No.	Ref. No.
198129-78720	280	10
	281	9
198133-22510	114	7
		16
		21
198133-22530	114	8
		17
		22
198133-34130	52	2
	112	1
198133-52170	20	14
198133-64400	271	3
198138-49100	146	4
	147	4
198149-25780	85	2
	86	2
198149-25890	85	10
	86	10
	88	4
198153-83710	266	31
	267	24
198153-83720	266	32
	267	25
198153-83730	266	33
198153-86660	275	10
198153-86670	275	11
198162-52110	167	1
198162-52150	167	4
198163-52110	165	10
198163-52120	165	11
198163-52150	165	9
198163-65950	237	6
198165-25810	89	3
	90	2
198165-85960	294	1
	296	2
	314	5
198165-85970	259	8
	294	2
	296	3
198165-85980	260	4
198167-26240	71	21
	72	21
	74	18
	75	18
198196-83170	128	6
198200-01260	6	5
	7	5
198200-14210	46	4
198200-24320	82	1

Parts No.	Fig. No.	Ref. No.
198200-24320	83	1
198200-31810	101	7
198200-34130	52	3
198200-34190	52	4
198200-47650	134	16
198200-56630	11	9
198200-62910	215	6
	260	1
198200-62970	215	7
198200-78710	154	34
	155	35
198200-78730	154	35
	155	36
198208-83680	266	30
198208-88980	279	24
198212-25150	82	4
	83	4
198213-24750	81	13
198220-11350	314	2
198220-11520	60	1
198220-11900-1	314	3
198220-26910	95	1
198220-56290	201	4
198220-61351	2	20
	3	21
	4	20
	5	21
	146	10
	147	10
198220-62150	270	5
198220-63340	266	10
		17
	271	1
198223-52151	165	12
198230-61960	239	7
198240-04550	11	5
198240-11640	60	2
198241-14650	47	5
	48	5
198251-13670	37	8
198254-71600	252	6
198254-71700	252	7
198255-82640	266	4
	267	6
		7
198255-82690	263	39
198255-82701	263	40
198255-83550	11	17
	266	26
	267	16

Parts No. Index

Parts No.	Fig. No.	Ref. No.
198255-83550	290	11
	292	9
198266-24980	121	3
198268-82270	263	9
	267	3
198280-53750	170	4
198280-65950	238	5
198287-65200	235	1
198290-37510	114	30
		31
198360-03260	162	1
		2
	275	1
198360-31530	101	6
198360-52320	167	2
198360-52330	167	3
198390-25230	89	1
198390-25790	85	3
	86	3
198421-33140	104	3
198448-04930	140	1
198448-22190	65	2
198448-22520	6	15
	7	15
	239	1
198448-22611	114	2
198448-33390	249	3
	307	3
198448-37450	116	8
198448-51330	157	17
	158	17
198460-83350	31	11
	63	12
	64	6
	128	7
	148	4
	149	4
	154	36
		37
	155	37
		38
	212	5
	213	5
	220	26
	221	26
	270	6
		7
	271	6
	289	9
		10

Parts No.	Fig. No.	Ref. No.
198460-83350	290	10
	291	8
198463-82350	263	14
198463-82551	263	27
198463-83760	266	35
	267	31
198463-84760	309	2
198463-86781	311	5
198463-86790	272	2
198475-32660	46	5
198475-65030	174	11
198483-32660	107	1
198492-82590	263	30
198535-48080	139	1
198535-52120	157	20
	158	20
198535-52130	157	21
	158	21
198535-52140	154	10
		11
	155	10
	157	22
	158	22
1A1250-23520	223	1
1A1380-58050	154	27
	155	28
1A6150-73700	254	6
	255	11
1A6260-45870	128	1
1A6280-85540	11	18
		19
	12	16
		17
	13	17
		18
	14	16
		17
	15	15
		16
	290	12
1A6382-51510	154	9
	155	9
	157	18
	158	18
1A6481-62650	175	3
	176	5
1A6640-47520	290	1
	292	1
1A6650-28150	85	14
	86	14

Parts No.	Fig. No.	Ref. No.
1A6650-28150	88	10
1A6680-85980	31	12
	32	10
	294	3
	295	2
	296	4
1A6780-52430	154	12
	155	11
1A6780-52440	154	13
	155	12
1A6780-52470	154	14
	155	13
1A7030-87730	279	10
1A7030-87970	279	12
1A7030-87990	279	13
1A7030-88710	279	21
	280	24
	281	25
1A7090-26690	103	2
1A7100-53400	170	2
1A7100-53420	170	3
1A7100-64110	271	2
1A7130-37990	114	27
1A7140-14610	47	1
1A7140-50503	151	2
1A7170-86580	275	14
1A7170-86590	275	15
	2	12
	3	13
	4	12
	5	13
1A7180-04850	19	9
		10
	20	9
		10
1A7180-10460	33	1
1A7180-10830	31	2
1A7180-10860	31	3
1A7180-10870	31	4
	32	3
1A7180-13150	37	2
1A7180-13250	38	9
1A7180-13260	38	10
1A7180-13270	38	11
1A7180-13300	39	1
1A7180-13380	37	3
1A7180-13390	37	4
1A7180-13400	37	5
1A7180-13410	37	6
1A7180-13420	37	7

Parts No.	Fig. No.	Ref. No.
1A7180-13520	41	1
1A7180-13560	41	2
1A7180-13570	41	3
1A7180-13580	41	4
1A7180-13820	44	1
1A7180-13830	44	2
1A7180-13840	46	1
1A7180-13870	44	3
1A7180-13880	44	4
1A7180-13900	48	1
1A7180-14621	47	2
	48	2
1A7180-15690	56	6
1A7180-17611	62	3
1A7180-21260	70	2
1A7180-25110	82	2
1A7180-26410	90	3
1A7180-26420	89	5
1A7180-27050	91	1
1A7180-27410	92	1
1A7180-28060	94	2
1A7180-33400	106	1
1A7180-33410	106	2
1A7180-36100	113	2
1A7180-36110	113	3
1A7180-36120	113	4
1A7180-36130	113	5
1A7180-36160	113	6
1A7180-36240	113	7
1A7180-37880	116	11
1A7180-37910	116	13
1A7180-42281	121	14
1A7180-48191	135	4
	136	3
1A7180-48210	135	5
	136	4
1A7180-49190	146	6
	147	6
1A7180-52050	79	12
	80	10
1A7180-52140	165	8
1A7180-52610	179	1
		2
1A7180-61790	270	3
1A7180-62920	219	1
1A7180-62930	219	2
1A7180-72451	254	4
	255	9
1A7180-72550	254	5
	255	10

Parts No. Index

Parts No.	Fig. No.	Ref. No.
1A7180-74101	258	1
1A7180-74151	258	2
1A7210-10860	32	2
1A7210-13300	40	1
1A7210-25110	83	2
1A7210-51190	158	11
1A7210-83210	265	4
1A7210-84410	228	12
1A7210-84521	228	13
1A7210-84810	228	24
1A7210-84870	218	4
1A7210-86610	273	5
1A7210-86630	313	12
1A7260-42310	121	15
1A7260-43660	122	19
1A7260-78700	280	9
	281	8
1A7320-61140	274	1
1A7320-82750	263	43
1A7320-82760	263	45
1A7320-82770	263	47
1A7320-86640	275	19
1A7320-86650	275	18
1A7335-53610	174	4
		7
1A7335-71250	252	3
1A7335-71760	252	8
1A7340-52290	165	14
1A7340-54100	306	5
1A7347-51140	157	13
	158	13
	162	4
1A7400-53530	173	5
1A7450-24170	76	3
1A7450-43680	252	9
1A7450-52180	158	23
1A7450-52450	165	18
1A7450-62320	217	1
1A7470-82410	263	16
1A7470-82440	263	21
1A7470-82450	263	22
1A7470-82471	263	23
1A7470-82481	263	24
1A7470-82510	263	25
1A7470-82520	263	26
1A7470-82560	263	28
1A7470-82570	263	29
1A7470-82580	263	18
1A7470-82640	263	34
1A7470-82650	263	35

Parts No.	Fig. No.	Ref. No.
1A7470-82660	263	36
1A7470-82670	263	37
1A7470-82680	263	38
1A7470-82720	263	41
1A7470-82730	263	42
1A7470-82750	263	44
1A7470-82760	263	46
1A7470-82800	263	48
1A7470-82810	263	50
1A7470-82820	263	53
1A7470-82880	263	19
1A7470-82890	263	20
1A7470-82900	263	51
1A7470-82950	263	54
1A7470-86270	306	6
1A7470-86750	174	15
1A7470-86770	174	16
1A7500-51160	155	8
	156	2
	157	14
	158	14
1A7510-57200	165	23
1A7522-52950	154	25
	155	26
	157	26
	158	28
	162	6
1A7530-27570	85	13
	86	13
1A7550-91900	232	9
	233	9
1A7590-51570	161	3
1A7591-86330	272	1
1A7601-00650	17	1
	18	1
1A7610-52170	19	14
	20	15
1A7640-27870	241	2
1A7640-43450	127	1
1A7640-51320	157	16
	158	16
1A7750-13910	142	1
1A7805-04170	280	1
	281	1
1A7805-48080	131	15
1A7805-48090	131	16
1A7805-50900	151	3
1A7805-52420	163	1
	165	17
1A7805-52550	289	1

Parts No.	Fig. No.	Ref. No.
1A7805-52550	290	2
	291	1
	292	2
1A7805-65780	232	7
	233	7
1A7815-32810	35	1
1A7850-52110	168	1
1A7850-52130	168	2
1A7870-24910	121	2
1A7870-52950	154	26
	155	27
1A7874-65360	237	5
	238	4
1A7874-65400	236	5
1A7874-65470	234	12
	235	14
1A7880-27570	113	1
1A7880-47950	248	3
1A7890-04740	11	16
1A8042-04510	20	2
1A8042-04540	20	4
1A8042-05610	22	4
	24	4
1A8042-21511	67	1
1A8042-21850	68	2
	69	2
1A8042-22100	71	1
	72	1
1A8042-22110	71	2
	72	2
1A8042-22150	71	3
	72	3
1A8042-22160	71	4
	72	4
	74	2
	75	2
1A8042-22180	71	5
	72	5
	74	3
	75	3
1A8042-22210	71	13
	72	13
1A8042-22220	71	14
	72	14
1A8042-22270	71	18
	72	18
1A8042-22310	73	1
1A8042-22320	73	2
1A8042-22330	73	3
1A8042-23710	74	6

Parts No.	Fig. No.	Ref. No.
1A8042-23710	75	6
1A8042-24170	76	6
1A8042-24230	78	2
1A8042-24250	77	3
1A8042-24300	78	3
1A8042-24350	78	6
1A8042-24390	78	8
1A8042-24400	80	2
1A8042-24440	80	6
1A8042-24480	79	17
1A8042-25311	84	1
1A8042-25320	84	2
1A8042-25800	85	4
	86	4
1A8042-25841	85	9
	86	9
	88	3
1A8042-25890	85	11
	86	11
1A8042-26280	85	12
	86	12
	88	8
1A8042-26431	90	5
1A8042-27510	91	3
1A8042-27521	91	4
1A8042-27730	92	5
1A8042-27750	92	6
1A8042-28140	93	3
1A8042-28210	94	3
1A8042-31400	101	2
1A8042-31450	101	1
1A8042-31500	101	3
1A8042-31510	101	4
1A8042-31520	101	5
1A8042-31820	101	8
1A8042-31830	101	9
1A8042-32110	101	11
1A8042-32310	102	1
1A8042-33140	104	4
1A8042-42150	121	6
1A8042-42250	121	12
1A8042-43610	122	18
1A8042-43650	123	3
1A8042-43670	121	20
1A8042-46430	129	3
1A8042-46770	131	12
1A8042-48350	121	22
1A8042-48600	145	1
1A8042-48700	144	1
1A8042-58380	178	3

Parts No. Index

Parts No.	Fig. No.	Ref. No.
1A8042-65900	232	8
	233	8
1A8042-87060	281	12
1A8043-53600	173	3
1A8043-53640	173	6
1A8060-01000	8	1
1A8060-01090	8	3
1A8060-01220	6	4
	7	4
1A8060-01250	6	13
	7	13
1A8060-01350	8	12
1A8060-04400	11	14
1A8060-04520	20	3
1A8060-04530	19	2
1A8060-15410	54	3
	55	3
	56	7
1A8060-15450	56	3
1A8060-15460	56	4
1A8060-15510	56	5
1A8060-15710	58	1
1A8060-15720	58	2
1A8060-15741	58	6
1A8060-15751	58	7
1A8060-15760	58	8
1A8060-15780	58	9
1A8060-15790	58	3
1A8060-15800	58	4
1A8060-15840	58	5
1A8060-17631	62	4
1A8060-22391	114	5
1A8060-22401	114	6
1A8060-23170	71	6
	72	6
	74	4
	75	4
1A8060-23180	71	7
	72	7
1A8060-23190	71	8
	72	8
	74	5
	75	5
1A8060-23250	71	9
	72	9
1A8060-23740	74	7
	75	7
1A8060-23790	71	10
	72	10
	74	9

Parts No.	Fig. No.	Ref. No.
1A8060-23790	75	9
1A8060-23820	74	10
	75	10
1A8060-23830	74	11
	75	11
1A8060-23840	74	12
	75	12
1A8060-23850	74	13
	75	13
1A8060-26840	81	26
1A8060-29310	98	1
1A8060-37223	114	12
1A8060-37253	114	13
1A8060-37391	114	20
1A8060-37401	114	23
1A8060-37550	114	26
1A8060-38400	118	2
1A8060-39070	115	5
1A8060-46300	127	3
1A8060-46410	129	1
1A8060-46440	129	4
1A8060-46460	129	5
1A8060-46470	129	7
1A8060-46700	131	3
1A8060-46710	131	4
1A8060-46720	131	7
	307	5
1A8060-46730	131	5
1A8060-46740	131	8
	307	6
1A8060-46751	131	10
1A8060-46770	307	8
1A8060-46790	288	2
	308	2
1A8060-46950	288	4
	308	4
1A8060-46971	288	5
	308	5
1A8060-48480	140	4
1A8060-49650	121	24
	137	3
1A8060-51322	157	11
	158	27
1A8060-52130	165	5
1A8060-52140	165	6
1A8060-52170	165	7
1A8060-52430	166	1
1A8060-52530	313	4
1A8060-52801	165	19
1A8060-53400	171	2

Parts No.	Fig. No.	Ref. No.
1A8060-53400	172	1
1A8060-53410	171	3
	172	2
1A8060-53420	171	4
	172	3
1A8060-53430	171	5
	172	4
	173	4
1A8060-53440	171	6
	172	5
1A8060-54103	290	3
	292	4
1A8060-54112	290	4
	292	5
1A8060-54120	290	5
	292	6
1A8060-54130	290	6
	292	7
1A8060-54140	290	7
	292	8
1A8060-54230	289	4
	291	5
1A8060-54240	289	5
	291	6
1A8060-54260	198	1
1A8060-55550	180	2
1A8060-55600	6	9
	7	9
	8	9
1A8060-55650	180	3
1A8060-55900	178	2
1A8060-61662	199	2
1A8060-61671	200	3
1A8060-61680	165	24
1A8060-61690	165	25
1A8060-63650	8	14
1A8060-65300	234	1
	235	2
1A8060-65560	234	15
	235	17
1A8060-65590	234	16
	235	18
1A8060-65780	234	18
	235	20
1A8060-67431	240	1
1A8060-67450	165	27
1A8060-67470	165	28
1A8060-67501	165	29
1A8060-67550	240	2
1A8060-67780	241	3

Parts No.	Fig. No.	Ref. No.
1A8060-68310	241	18
1A8060-68700	249	6
1A8060-68710	307	11
1A8060-68820	249	14
1A8060-72590	256	13
		32
1A8060-82420	263	17
1A8060-84720	310	2
1A8060-86540	273	2
1A8060-86701-1	158	37
1A8060-87400	282	9
1A8060-87411	282	10
1A8061-15101	56	1
1A8061-39010	115	3
1A8061-39030	115	4
1A8061-65100	237	1
	238	1
1A8061-65120	236	1
1A8061-65130	237	2
	238	2
1A8061-65140	236	2
1A8066-04910	19	11
	20	11
1A8070-17970	270	1
	275	2
1A8110-62990	215	8
1A8110-82250	263	7
1A8110-82650	266	5
	267	8
		9
		10
1A8110-82660	267	11
1A8110-82670	266	6
	267	12
		13
		14
1A8110-83570	266	29
1A8110-83730	263	55
	266	34
	267	26
		27
		28
		29
1A8110-84210	268	9
		10
		11
		12
1A8110-86330	313	7
1A8110-86400	313	13
1A8110-86410	313	14

Parts No. Index

Parts No.	Fig. No.	Ref. No.
1A8110-86420	313	15
1A8110-86460	313	8
1A8110-86470	313	9
1A8110-86480	313	10
1A8110-86490	313	11
1A8110-86920	272	3
1A8111-84220	279	6
1A8111-88680	279	19
1A8130-48700	131	21
1A8160-13930	77	1
1A8160-46250	130	2
1A8160-46280	130	3
1A8160-46290	130	4
1A8160-46300	130	5
1A8160-46310	130	6
1A8160-46670	128	2
1A8160-63401	220	25
	221	25
1A8160-85311	259	3
1A8160-85320	259	5
1A8170-46510	130	7
1A8240-05110	25	2
1A8240-05120	25	3
1A8240-05130	25	4
1A8240-05170	25	8
1A8240-05180	25	5
1A8250-11120	285	1
1A8250-11140	285	2
1A8250-46600	130	11
1A8250-48101	248	4
1A8250-48280	130	13
1A8250-65630	234	17
	235	19
1A8250-99320	306	10
1A8275-17360	60	8
1A8275-17440	60	12
1A8275-24160	81	25
1A8275-51500	159	1
1A8275-51520	159	2
1A8275-51670	1	1
	2	19
	3	20
	4	19
	5	20
	19	12
		13
	20	12
		13
	63	10
	64	5

Parts No.	Fig. No.	Ref. No.
1A8275-51670	80	9
	154	21
		22
		23
	155	20
		21
		22
		23
		24
	250	2
	275	4
	280	5
		6
		7
	281	4
		5
		6
	313	3
1A8280-50900	150	3
1A8296-12540	26	4
1A8296-25240	89	2
1A8300-51210	306	3
1A8300-51230	157	15
	158	15
1A8300-85430	259	6
1A8300-85440	259	7
1A8310-12610	36	7
		14
1A8310-12620	36	8
		15
1A8310-12630	36	9
		16
1A8310-13910	43	5
	78	1
1A8310-17910	63	3
	64	3
1A8310-25810	85	5
	86	5
1A8310-28560	96	4
1A8330-64600	222	1
1A8330-65620	236	6
1A8330-65930	236	7
1A8400-46301	127	3 -1
1A8450-28110	93	1
1A8450-28120	93	2
1A8460-22260	72	17
1A8460-25830	86	8
1A8470-00300	2	1
	3	1
	4	1

Parts No.	Fig. No.	Ref. No.
1A8470-00300	5	1
1A8470-00310	2	2
	3	2
	4	2
	5	2
1A8470-00510	2	4
	3	4
	4	4
	5	4
1A8470-00650	3	5
	5	5
1A8470-00751	2	5
	3	6
	4	5
	5	6
1A8470-00810	2	6
	4	6
1A8470-00820	2	7
	4	7
1A8470-00830	2	8
	3	9
	4	8
	5	9
1A8470-00861	2	9
	3	10
	4	9
	5	10
1A8470-00910	2	10
	3	11
	4	10
	5	11
1A8470-00920	2	11
	3	12
	4	11
	5	12
1A8470-01160	6	1
	7	1
1A8470-01170	6	2
	7	2
1A8470-01210	6	3
	7	3
1A8470-01450	6	6
	7	6
1A8470-01561	2	14
	3	15
1A8470-01651	186	2
1A8470-01661	186	3
1A8470-03102	9	1
1A8470-04050	11	2
1A8470-04061	11	3

Parts No.	Fig. No.	Ref. No.
1A8470-04111	11	4
1A8470-04212	11	13
1A8470-04270	12	1
	13	1
	14	1
	15	1
1A8470-04301	12	2
	13	2
	14	2
	15	2
1A8470-04320	12	3
	13	3
	14	3
	15	3
1A8470-04380	12	4
	13	4
	14	4
	15	4
1A8470-04410	12	5
	14	5
1A8470-04460	12	6
1A8470-04500	17	2
1A8470-04550	12	7
	14	6
1A8470-04600	19	3
	20	5
1A8470-04610	20	6
1A8470-04650	19	4
1A8470-04660	19	5
1A8470-04670	19	6
1A8470-04680	19	7
	20	7
1A8470-04690	19	8
1A8470-04720	11	15
1A8470-04730	20	8
1A8470-04810	12	8
1A8470-04840	14	8
1A8470-04860	12	9
	13	9
	14	9
	15	8
1A8470-04910	12	10
	13	11
	14	10
	15	10
1A8470-05210	21	1
1A8470-05310	21	2
	23	2
1A8470-05500	21	3
	23	3

Parts No. Index

Parts No.	Fig. No.	Ref. No.
1A8470-05531	21	4
	23	4
1A8470-05550	21	5
	23	5
1A8470-05600	31	1
1A8470-06110	25	9
1A8470-06120	25	10
1A8470-06150	25	6
1A8470-06160	25	7
1A8470-06200	25	11
1A8470-06300	25	12
1A8470-06401	25	13
	26	12
1A8470-07100	27	1
	28	1
1A8470-07202	27	2
1A8470-07211	27	3
1A8470-07250	29	1
1A8470-07260	27	4
1A8470-07600	27	6
1A8470-10702	33	2
1A8470-10780	33	3
1A8470-10802	33	4
1A8470-10903	12	11
	13	12
	14	11
	15	11
1A8470-10940	33	5
1A8470-10960	33	6
1A8470-11500	34	1
1A8470-11520	34	2
1A8470-11540	34	4
1A8470-11550	34	5
1A8470-11570	34	6
1A8470-11590	34	8
1A8470-11800	33	7
1A8470-12280	36	1
1A8470-12290	36	2
1A8470-12300	36	3
1A8470-12330	36	4
		11
1A8470-12340	36	5
		12
1A8470-12350	36	6
		13
1A8470-12400	36	10
1A8470-13100	37	1
1A8470-13200	38	1
1A8470-13210	38	2
1A8470-13610	42	1

Parts No.	Fig. No.	Ref. No.
1A8470-13710	43	2
1A8470-13740	43	4
1A8470-13760	53	1
1A8470-13770	53	2
1A8470-13780	45	1
1A8470-14111	46	2
1A8470-14141	46	3
1A8470-14630	47	3
	48	3
1A8470-14640	47	4
	48	4
1A8470-15100	54	1
	55	1
1A8470-15200	54	2
	55	2
1A8470-15800	59	1
1A8470-17100-1	60	3
1A8470-17310	60	4
1A8470-17320	60	5
1A8470-17330	60	6
1A8470-17350	60	7
1A8470-17400	60	10
1A8470-17430	60	11
1A8470-17480	60	13
1A8470-17490	60	14
1A8470-17940	63	4
1A8470-17950	63	5
1A8470-17960	63	6
1A8470-17971	63	7
1A8470-21420	65	1
1A8470-21510	66	1
1A8470-21810	68	1
1A8470-21910	70	1
1A8470-22050	157	2
	158	2
1A8470-22230	71	15
	72	15
1A8470-22240	71	16
	72	16
1A8470-22260	71	17
1A8470-23700	74	1
	75	1
1A8470-23750	74	8
	75	8
1A8470-23810	74	17
1A8470-24140	76	2
1A8470-24240	77	8
1A8470-24280	77	9
1A8470-25110	82	3
	83	3

Parts No.	Fig. No.	Ref. No.
1A8470-25810	85	6
	86	6
1A8470-25820	85	7
	86	7
	88	2
1A8470-25830	85	8
1A8470-26120	87	2
1A8470-26210	88	6
1A8470-26221	88	7
1A8470-26410	90	4
1A8470-27550	91	6
1A8470-27710	92	4
1A8470-29910	99	1
	100	1
1A8470-29920	99	2
	100	2
1A8470-29930	99	3
1A8470-32600	103	3
1A8470-32610	103	4
1A8470-33200	224	1
1A8470-36300	113	8
1A8470-36350	113	9
1A8470-37020	114	3
1A8470-37100	115	1
1A8470-37110	115	2
1A8470-37202	114	4
1A8470-37290	114	15
1A8470-37300	114	18
1A8470-37701	116	1
1A8470-37711	116	2
1A8470-37751	116	4
1A8470-37761	116	5
1A8470-37800	116	7
1A8470-37830	116	10
1A8470-37950	117	1
1A8470-41200	120	3
1A8470-42101	121	4
1A8470-42310	121	16
1A8470-42350	121	17
1A8470-42380	121	18
1A8470-42511	122	1
1A8470-43100	122	2
1A8470-43150	122	10
1A8470-43200	122	3
		11
1A8470-43260	122	4
		12
1A8470-43270	122	5
		13
1A8470-43310	122	6

Parts No.	Fig. No.	Ref. No.
1A8470-43320	122	14
1A8470-43400	122	7
		15
1A8470-43450	122	8
		16
1A8470-43510	123	1
1A8470-43520	123	2
1A8470-44210	124	1
1A8470-44230	124	2
1A8470-44260	124	3
1A8470-44410	124	4
1A8470-44420	124	6
1A8470-46320	127	4 -1
1A8470-47810	246	1
1A8470-48110	135	3
	136	2
1A8470-48250	121	21
1A8470-48340	139	2
1A8470-48350	139	3
1A8470-48471	140	3
1A8470-48481	140	5
1A8470-48501	135	6
	136	5
1A8470-48630	145	2
1A8470-48780	146	2
	147	2
1A8470-48791	146	3
	147	3
1A8470-49100	146	5
1A8470-49260	148	1
	149	1
1A8470-49270	148	2
	149	2
1A8470-49300	146	7
	147	7
1A8470-49370	146	8
1A8470-49400	137	1
1A8470-49800	148	3
1A8470-49860	63	9
	64	4
1A8470-51170	152	1
1A8470-51402	154	18
	155	17
1A8470-51450	154	20
	155	19
1A8470-51550	161	2
1A8470-51600	169	3
1A8470-51950	154	24
	155	25
1A8470-53120	169	6

Parts No. Index

Parts No.	Fig. No.	Ref. No.
1A8470-53120	169	8
1A8470-53450	171	7
	172	6
	173	1
1A8470-53460	171	8
	172	7
	173	2
1A8470-53850	171	9
	172	8
	173	9
1A8470-56600	11	8
1A8470-58100	154	28
	155	29
1A8470-58151	154	29
	155	30
1A8470-58360	157	27
1A8470-58400	171	10
1A8470-58450	171	11
1A8470-58600	157	30
	158	31
1A8470-58650	157	31
	158	32
1A8470-58820	156	4
1A8470-58890	157	32
	158	33
1A8470-60101	186	6
1A8470-60300	186	7
1A8470-60500	187	2
1A8470-60651	239	3
1A8470-60702	239	4
1A8470-60800	187	3
1A8470-60902	187	4
1A8470-61050	189	3
	190	3
1A8470-61131	189	5
1A8470-61141	189	6
1A8470-61170	7	16
1A8470-61252	192	3
1A8470-61301	239	5
1A8470-61350	239	6
1A8470-61360	187	5
	188	5
1A8470-61372	7	17
1A8470-61410	194	7
1A8470-61510	169	9
1A8470-61520	169	10
1A8470-61550	196	1
1A8470-61611	198	4
1A8470-61690	189	7
	190	7

Parts No.	Fig. No.	Ref. No.
1A8470-61700	209	2
1A8470-61900	189	8
	190	8
1A8470-61920	189	9
	190	9
1A8470-61931	189	10
	190	10
1A8470-61940	189	11
	190	11
1A8470-61950	189	12
	190	12
1A8470-61960	189	13
	190	13
1A8470-61970	192	4
1A8470-61991	239	8
1A8470-62201	203	2
1A8470-62280	201	8
1A8470-62290	201	9
1A8470-62300	216	2
	218	2
1A8470-62510	209	3
	210	3
1A8470-62520	209	4
	210	4
1A8470-62700	209	5
	210	5
1A8470-62710	209	6
	210	6
1A8470-62800	261	3
1A8470-62810	261	4
1A8470-62840	220	4
	221	4
1A8470-62860	216	3
1A8470-62860-1	218	3
1A8470-63750	220	8
1A8470-63760	220	9
1A8470-63800	220	10
	221	10
1A8470-63810	220	11
	221	11
1A8470-63820	220	12
	221	12
1A8470-63830	220	13
	221	13
1A8470-63840	220	14
	221	14
1A8470-63850	220	15
	221	15
1A8470-63860	220	16
	221	16

Parts No.	Fig. No.	Ref. No.
1A8470-63870	220	17
	221	17
1A8470-63880	220	18
	221	18
1A8470-63890	220	19
	221	19
1A8470-63950	220	22
	221	22
1A8470-63960	220	23
	221	23
1A8470-63970	220	24
	221	24
1A8470-65150	189	17
	190	17
1A8470-65160	189	18
	190	18
1A8470-65170	189	19
	190	19
1A8470-65590	189	20
	190	20
1A8470-67101	194	8
	195	8
1A8470-67180	194	9
	195	9
1A8470-67210	194	10
1A8470-67670	242	2
1A8470-67680	242	6
1A8470-67910	6	18
	7	19
1A8470-68800	249	13
1A8470-71100	252	2
1A8470-71390	252	4
1A8470-71400	252	10
1A8470-71500	252	5
1A8470-71700	253	2
1A8470-71750	253	4
1A8470-73150	257	1
1A8470-73160	257	2
1A8470-73170	257	3
1A8470-85470	260	2
1A8470-85480	260	3
1A8472-13720	43	3
1A8472-26110	87	1
1A8472-26290	88	9
1A8472-28310	95	2
1A8472-28320	95	3
1A8472-28360	95	4
1A8472-28390	95	5
1A8472-42200	121	7
1A8472-42210	121	8

Parts No.	Fig. No.	Ref. No.
1A8472-42800	121	19
1A8472-46920	128	4
1A8472-47010	134	1
1A8472-47050	134	2
1A8472-47100	134	3
1A8472-47150	134	4
1A8472-47200	134	5
1A8472-47250	134	8
1A8472-47260	134	9
1A8472-47270	134	10
1A8472-47280	134	11
1A8472-47330	134	12
1A8472-48400	140	2
1A8474-04811	14	7
1A8474-05210	23	1
1A8474-87052	280	11
1A8474-87150	280	23
1A8474-88760	280	25
1A8474-88840	280	26
1A8474-88850	280	27
1A8474-89060	280	13
1A8474-89080	280	14
1A8474-89090	280	15
1A8474-89711	280	30
1A8475-01070	8	2
1A8475-01340	8	4
1A8475-01350	8	5
1A8475-01400	8	6
1A8475-01450	8	7
1A8475-01550	2	13
	3	14
1A8475-01611	186	1
1A8475-06100	25	1
1A8475-11050	31	5
1A8475-11101	31	6
1A8475-11261	31	9
1A8475-11301-1	31	7
1A8475-14300	49	1
1A8475-14310	49	2
		6
1A8475-14330	49	3
		7
1A8475-14400	49	5
1A8475-14500	50	1
1A8475-14510	50	2
1A8475-14530	50	3
1A8475-14700	51	1
1A8475-14710	51	2
		6
1A8475-14730	51	3

Parts No. Index

Parts No.	Fig. No.	Ref. No.
1A8475-14730	51	7
1A8475-14800	51	5
1A8475-15350	56	2
1A8475-15501	54	4
1A8475-17500	61	1
	62	1
1A8475-17700	135	1
1A8475-17750	135	2
1A8475-17850	63	1
1A8475-17860	63	2
1A8475-17900	31	10
1A8475-24100	76	1
1A8475-24200	77	2
1A8475-24420	80	4
1A8475-24430	80	5
1A8475-24440	80	7
1A8475-26310	89	4
1A8475-28450	96	2
1A8475-28500	96	3
1A8475-33100	104	2
1A8475-33221	105	1
1A8475-34300	108	1
1A8475-34310	108	2
		6
1A8475-34330	108	3
		7
1A8475-34400	108	5
1A8475-34500	109	1
1A8475-34510	109	2
1A8475-34530	109	3
1A8475-34700	110	1
1A8475-34710	110	2
		6
1A8475-34730	110	3
		7
1A8475-34750	49	4
		8
	50	4
	51	4
		8
	108	4
		8
	109	4
	110	4
		8
1A8475-34800	110	5
1A8475-46550	130	9
1A8475-46580	130	10
1A8475-46601	130	12
1A8475-46810	131	13

Parts No.	Fig. No.	Ref. No.
1A8475-46900	128	3
1A8475-46910	131	14
1A8475-46951	128	5
1A8475-48200	141	1
1A8475-48220	141	2
1A8475-48250	141	3
1A8475-48450	131	18
1A8475-48480	131	19
1A8475-48510	131	20
1A8475-48550	141	4
1A8475-49501	137	2
1A8475-50100	150	2
1A8475-51200	156	1
1A8475-51880	157	25
1A8475-51910	306	4
1A8475-52250	220	7
	221	7
1A8475-52310	165	15
1A8475-52400	165	16
1A8475-52500	164	1
1A8475-52550	164	2
1A8475-53102	169	5
1A8475-53202	169	7
1A8475-53750	173	8
1A8475-54980	306	1
1A8475-55800	165	20
1A8475-55801	165	20 -1
1A8475-55802	165	20 -2
1A8475-56001	181	1
1A8475-56900	181	3
1A8475-60060	186	5
1A8475-61101	189	4
1A8475-61610	198	3
1A8475-62121	201	7
1A8475-62230	203	3
1A8475-62250	206	5
1A8475-62260	206	6
1A8475-62350	207	1
1A8475-62360	207	2
1A8475-62370	207	3
1A8475-62570	212	3
1A8475-62600	261	1
1A8475-62610	261	2
1A8475-62770	211	2
1A8475-62811	212	4
	213	4
1A8475-62881	214	2
1A8475-63050	220	5
	221	5
1A8475-63102	220	6

Parts No.	Fig. No.	Ref. No.
1A8475-63500	165	26
1A8475-63910	220	20
	221	20
1A8475-63920	220	21
	221	21
1A8475-65010	232	1
	233	1
1A8475-65050	230	1
1A8475-65250	236	3
1A8475-65270	237	4
	238	3
1A8475-65310	234	2
	235	4
1A8475-65320	234	3
	235	5
1A8475-65340	234	4
	235	6
1A8475-65350	234	5
	235	7
	307	10
1A8475-65360	234	6
	235	8
1A8475-65370	234	7
	235	9
1A8475-65401	234	8
	235	10
1A8475-65430	234	10
	235	12
1A8475-65450	234	11
	235	13
1A8475-65470	234	13
	235	15
1A8475-65500	235	16
1A8475-65510	234	14
1A8475-65860	154	30
	155	31
1A8475-65870	154	31
1A8475-67610	241	6
1A8475-67650	241	7
1A8475-67710	226	3
1A8475-67750	241	8
1A8475-67780	241	4
1A8475-67800	241	5
1A8475-67820	241	9
1A8475-67900	241	10
1A8475-67951	243	2
1A8475-67961	243	5
1A8475-67990	243	6
1A8475-68100	241	11
1A8475-68110	241	12

Parts No.	Fig. No.	Ref. No.
1A8475-68250	244	2
1A8475-68260	244	5
1A8475-68270	244	6
1A8475-68301	226	5
1A8475-68700	248	6
1A8475-68780	248	7
1A8475-68800	248	8
1A8475-68810	248	9
1A8475-68860	248	11
1A8475-68890	248	12
1A8475-68910	248	13
1A8475-68920	248	14
1A8475-68970	248	16
1A8475-68990	248	17
1A8475-72100	255	2
1A8475-72110	255	3
1A8475-72200	255	4
1A8475-72250	255	5
1A8475-72270	255	6
1A8475-72300	254	2
1A8475-73031	256	2
1A8475-73041	256	21
1A8475-73501	256	3
1A8475-73510	256	4
1A8475-73551	256	22
1A8475-73560	256	23
1A8475-73600	256	5
		24
1A8475-73701	256	6
		25
1A8475-73710	256	7
		26
1A8475-73720	256	8
		27
1A8475-74200	256	12
		31
1A8475-74260	256	14
		33
1A8475-74340	256	15
		34
1A8475-74430	256	16
		35
1A8475-74520	256	17
		36
1A8475-74530	256	18
		37
1A8475-85090	261	5
1A8475-85101	259	2
1A8476-01040	8	24
1A8476-01510	4	13

Parts No. Index

Parts No.	Fig. No.	Ref. No.
1A8476-01510	5	14
1A8476-04100	11	1
1A8476-04710	11	6
1A8476-11150	285	3
1A8476-11800	286	1
1A8476-11810	286	2
1A8476-11830	286	3
1A8476-11840	286	4
1A8476-11850	286	5
1A8476-11860	286	6
1A8476-11900	314	1
1A8476-26900	287	1
1A8476-34300	111	1
1A8476-34330	111	2
		7
1A8476-34400	111	6
1A8476-38350	118	4
1A8476-38380	118	5
1A8476-38400	118	3
1A8476-38410	118	6
1A8476-38420	118	7
1A8476-38460	118	9
1A8476-38470	118	10
1A8476-38490	118	12
1A8476-38551	118	16
1A8476-38610	118	17
1A8476-38650	119	1
1A8476-38680	119	2
1A8476-38690	119	3
1A8476-38720	118	18
1A8476-38800	118	19
1A8476-38870	119	4
1A8476-38880	119	5
1A8476-38900	119	6
1A8476-42850	133	1
1A8476-42860	133	2
1A8476-42870	250	1
1A8476-46020	288	1
1A8476-46030	307	1
1A8476-46040	308	1
1A8476-46640	132	2
1A8476-51100	155	7
1A8476-51150	154	7
1A8476-51300	158	12
1A8476-51350	157	12
1A8476-51700	162	3
1A8476-57100	165	21
1A8476-58050	177	2
1A8476-58100	177	3
1A8476-58110	177	4

Parts No.	Fig. No.	Ref. No.
1A8476-58271	184	1
1A8476-58520	157	28
	158	29
1A8476-58570	157	29
	158	30
1A8476-58770	289	7
	290	8
1A8476-58780	289	8
	290	9
1A8476-61171	191	1
1A8476-61181	6	16
1A8476-61370	6	17
1A8476-61400	194	6
1A8476-62100	201	6
1A8476-62190	175	2
1A8476-62380	204	1
1A8476-62410	217	2
1A8476-64610	222	2
1A8476-65210	236	8
1A8476-65240	237	3
1A8476-65250	236	4
1A8476-65300	235	3
1A8476-65350	232	2
	233	2
1A8476-65360	232	3
	233	3
1A8476-65370	232	4
	233	4
1A8476-65380	232	5
	233	5
1A8476-65400	232	6
	233	6
1A8476-65420	234	9
	235	11
1A8476-65880	157	33
1A8476-65960	288	6
1A8476-65970	288	7
1A8476-65980	308	6
1A8476-68410	246	2
1A8476-68502	249	5
1A8476-68710	249	7
1A8476-68720	249	10
	307	12
1A8476-68730	249	8
1A8476-68740	249	11
	307	13
1A8476-68780	250	4
	307	15
1A8476-68800	307	16
1A8476-68850	250	5

Parts No.	Fig. No.	Ref. No.
1A8476-68850	307	17
1A8476-68950	249	15
1A8476-68960	249	16
	307	18
1A8476-69750	251	2
1A8476-69810	251	3
1A8476-75100	293	1
1A8476-75110	293	2
1A8476-75130	293	3
1A8476-75140	293	4
1A8476-75170	295	1
	296	1
1A8476-75710	293	5
1A8476-75720	293	6
1A8476-75750	293	7
1A8476-76090	297	1
1A8476-76210	298	1
1A8476-76220	299	1
1A8476-76230	300	1
1A8476-76240	301	1
1A8476-76250	302	1
1A8476-76260	303	1
1A8476-76270	304	1
1A8476-76350	302	2
1A8476-76360	303	2
1A8476-76380	302	3
1A8476-76390	303	3
1A8476-82500	223	2
1A8476-82540	223	3
1A8480-00810	3	7
	5	7
1A8480-00820	3	8
	5	8
1A8480-03102	10	1
1A8480-04410	13	5
	15	5
1A8480-04490	13	6
1A8480-04550	13	7
	15	6
1A8480-04810	13	8
	15	7
1A8480-04870	13	10
	15	9
1A8480-05210	22	1
1A8480-05501	22	2
	24	2
1A8480-05550	22	3
	24	3
1A8480-05600	32	1
1A8480-06110	26	8

Parts No.	Fig. No.	Ref. No.
1A8480-06120	26	9
1A8480-06150	26	2
1A8480-06160	26	3
1A8480-06170	26	5
1A8480-06200	26	10
1A8480-06300	26	11
1A8480-07201	28	2
1A8480-07210	28	3
1A8480-07250	30	1
1A8480-07260	28	4
1A8480-07501	27	5
	28	5
1A8480-21810	69	1
1A8480-23810	75	17
1A8480-29930	100	3
1A8480-49800	149	3
1A8480-51170	153	1
1A8480-60500	188	2
1A8480-60800	188	3
1A8480-60902	188	4
1A8480-61131	190	5
1A8480-61141	190	6
1A8480-61410	195	7
1A8480-61700	210	2
1A8480-67210	195	10
1A8484-01561	4	14
	5	15
1A8484-05210	24	1
1A8484-17601	62	2
1A8484-17700	136	1
1A8484-17850	64	1
1A8484-17860	64	2
1A8484-49100	147	5
1A8484-49360	147	8
1A8484-53510	174	2
1A8484-53601	174	3
1A8484-53610	174	5
		8
1A8484-53701	174	6
1A8484-53790	292	3
1A8484-53801	291	2
1A8484-54200	289	2
	291	3
1A8484-54220	289	3
	291	4
1A8484-54250	289	6
	291	7
1A8484-61251	193	2
1A8484-61550	197	1
1A8484-61900	198	6

Parts No. Index

Parts No.	Fig. No.	Ref. No.
1A8484-62980	226	2
1A8484-63690	224	2
1A8484-63750	221	8
1A8484-63760	221	9
1A8484-67790	226	4
1A8484-81200	271	4
1A8484-81210	271	5
1A8484-82100	263	2
1A8484-82110	263	3
1A8484-82150	263	4
1A8484-82210	263	5
1A8484-82220	263	6
1A8484-82260	263	8
1A8484-82270	263	10
1A8484-82280	263	11
1A8484-82290	263	12
	267	4
1A8484-82301	263	13
1A8484-82611	263	31
1A8484-82621	263	32
1A8484-82630	263	33
1A8484-83110	265	1
1A8484-83150	265	2
1A8484-83160	265	3
1A8484-83260	265	5
1A8484-83281	266	7
1A8484-83300	266	8
	267	15
1A8484-83351	266	9
1A8484-83361	266	16
1A8484-83410	266	23
1A8484-83420	266	24
1A8484-83430	266	25
1A8484-83461	266	11
1A8484-83471	266	18
1A8484-83510	266	12
1A8484-83520	266	19
1A8484-83550	266	27
1A8484-83560	266	28
1A8484-83610	267	17
1A8484-83630-1	267	19
1A8484-83640-1	267	20
1A8484-83650	267	22
1A8484-83660	267	23
1A8484-83790	267	32
1A8484-84170	228	1
1A8484-84230	228	2
1A8484-84241	228	3
1A8484-84260	228	4
1A8484-84270	229	3

Parts No.	Fig. No.	Ref. No.
1A8484-84281	228	5
1A8484-84300	228	6
1A8484-84350	228	7
1A8484-84360	228	8
1A8484-84370	228	9
1A8484-84380	228	10
1A8484-84390	228	11
1A8484-84460	268	13
1A8484-84500	226	6
1A8484-84511	226	7
1A8484-84640	305	1
1A8484-84650	269	2
	305	3
1A8484-84680	228	16
1A8484-84710	228	17
1A8484-84722	228	18
1A8484-84732	228	19
1A8484-84740	228	20
1A8484-84771	228	21
1A8484-84780	228	22
1A8484-84791	228	23
1A8484-84841	226	10
1A8484-84880	218	5
1A8484-84890	218	6
1A8484-84910	228	25
1A8484-85360	268	16
1A8484-85370	268	17
1A8484-85450	174	13
1A8484-85460	174	14
1A8484-85480	268	18
1A8484-85550	270	8
1A8484-85562	270	9
1A8484-85570	270	10
1A8484-85590	270	11
1A8484-85610	270	12
1A8484-85620	270	13
1A8484-85630	270	14
1A8484-85650	270	15
1A8484-85670	270	16
1A8484-85680	270	17
1A8484-85690	270	18
1A8484-85750	270	19
1A8484-85760	270	20
1A8484-85770	270	21
1A8484-86300	313	5
1A8484-86310	313	6
1A8484-86450	313	16
1A8484-86510	311	3
1A8484-86520	311	4
1A8484-86570	273	4

Parts No.	Fig. No.	Ref. No.
1A8484-86590	273	3
1A8484-86650	273	6
1A8484-86760	158	38
1A8484-86850	311	6
1A8484-87051	281	10
1A8484-87060	277	1
1A8484-87070	278	1
1A8484-87090	282	5
1A8484-87100	282	6
1A8484-87110	277	2
	278	2
1A8484-87120	280	21
	281	21
1A8484-87131	280	22
	281	22
1A8484-87160	279	7
1A8484-87170	279	8
1A8484-87220	281	23
	281	24
1A8484-87280	276	34
1A8484-87310	277	4
	278	4
1A8484-87320	276	13
1A8484-87330	276	15
1A8484-87380	282	7
1A8484-87390	282	8
1A8484-87480	282	11
1A8484-87490	282	12
1A8484-87500	282	13
1A8484-87550	279	9
1A8484-87560	282	14
1A8484-87570	282	15
1A8484-87580	276	35
1A8484-87600	276	38
1A8484-87670	282	16
1A8484-87690	277	3
	278	3
1A8484-87700	282	17
1A8484-87800	282	18
1A8484-87831	282	19
1A8484-87841	282	20
1A8484-87881	279	11
1A8484-87900	277	6
	278	6
1A8484-87920	277	7
1A8484-87930	277	8
	278	7
1A8484-87940	276	36
1A8484-87950	277	9
	278	8

Parts No.	Fig. No.	Ref. No.
1A8484-87960	276	37
1A8484-88060	279	14
1A8484-88460	270	22
1A8484-88470	270	23
1A8484-88480	270	24
1A8484-88490	279	15
1A8484-88650	279	16
1A8484-88660	279	17
1A8484-88671	279	18
1A8484-88681	279	20
1A8484-88760	281	26
1A8484-88790	12	18
	13	19
1A8484-88840	281	27
1A8484-88920	278	9
1A8484-88940	279	22
1A8484-88970	279	23
1A8484-88990	279	25
1A8484-89150	280	28
	281	28
1A8484-89211	280	29
	281	29
1A8484-89650	279	26
1A8484-89710	281	30
1A8484-89890	277	5
	278	5
1A8484-93131	267	34
1A8485-06100	26	1
1A8485-11050	32	4
1A8485-11101	32	5
1A8485-11260	32	8
1A8485-11301-1	32	6
1A8485-17900	32	9
1A8485-41110	120	2
1A8485-51500	160	1
1A8485-51960	312	2
1A8485-61101	190	4
1A8485-62350	208	1
1A8485-62361	208	2
1A8485-62371	208	3
1A8485-62570	213	2
1A8485-62590	213	3
1A8485-63102	221	6
1A8485-65050	231	1
1A8485-65870	155	32
1A8485-80080	262	1
1A8485-82400	263	15
1A8485-84111	268	8
1A8485-84610	268	14
1A8485-84620	268	15

Parts No. Index

Parts No.	Fig. No.	Ref. No.
1A8485-84650	228	14
1A8485-84660	228	15
1A8485-84670	226	8
1A8485-84700	309	1
1A8485-84750	310	1
1A8485-84830	226	9
1A8485-84850	227	1
1A8485-84860	226	11
1A8485-86000	312	3
1A8485-86080	275	6
1A8485-86100	312	1
1A8485-86290	313	1
1A8485-86550	275	8
1A8485-86560	275	9
1A8485-86580	313	18
1A8485-86600	311	1
1A8485-87010	276	1
1A8485-87200	276	3
1A8485-87210	276	4
1A8485-87220	276	5
1A8485-87230	276	6
1A8485-87240	276	7
1A8485-87260	276	8
1A8485-87280	276	9
1A8485-87290	276	10
1A8485-87300	276	11
1A8485-87310	276	12
1A8485-87320	276	14
1A8485-87330	276	16
1A8485-87340	276	17
1A8485-87350	276	18
1A8485-87360	276	19
1A8485-87370	276	20
1A8485-87380	276	21
1A8485-87390	276	22
1A8485-87400	276	23
1A8485-87410	276	24
1A8485-87420	276	25
1A8485-87430	276	26
1A8485-87440	276	27
1A8485-87450	276	28
1A8485-87460	276	29
1A8485-87470	276	30
1A8485-87480	276	31
1A8485-87490	276	32
1A8485-87500	276	33
1A8486-58270	185	2
1A8486-58300	185	3
1A8486-58320	132	3
	185	4

Parts No.	Fig. No.	Ref. No.
1A8486-58320	211	1
	275	5
1A8486-61400	195	6
1A8486-62160	202	3
1A8486-62181	202	4
1A8486-62190	176	3
1A8486-62200	176	4
1A8486-62250	202	5
1A8486-62380	205	1
1A8486-65880	158	34
1A8486-82500	264	2
1A8486-85490	268	19
1A8486-85810	271	7
1A8486-86110	275	7
1C1011-33990	263	1
1C1151-66470	280	8
	281	7
1C6053-32020	114	11
1C6281-52310	114	32
	239	2
1C6281-52320	116	14
	130	15
	243	1
	244	1
	250	3
	307	9
1C6360-65700	187	6
	188	6
	242	1
1C6400-73080	247	3
1C6650-37480	170	1
1C6660-94100	268	20
1C6710-83410	8	10
1C6720-47610	248	2
1C6980-07210	177	1
1C6982-49480	6	8
	7	8
1C7100-08151	182	1
1C7100-15100	43	6
1D2310-06080	154	8
1D4103-18301	165	2
1D4220-16250	154	1
	155	1
1D4220-22900	62	9
1D4270-17650	165	1
1E6102-83230	157	34
	158	35
	189	24
	190	24
1E6190-54080	82	6

Parts No.	Fig. No.	Ref. No.
1E6190-54080	83	6
1E6210-51910	280	12
	281	11
1E6213-83410	140	6
1E6460-84220	165	32
1E6681-66370	131	23
1E6681-79140	134	17
1E6C20-81300	164	3
1E8255-81180	165	30
1E8380-15660	2	15
	3	16
	4	15
	5	16
1E8540-54130	71	23
	72	23
1E8540-83220	154	15
	155	14
1E8560-75180	12	15
	13	16
	14	15
	15	14
1E8665-83100	158	24
1E8775-84120	154	19
	155	18
1E8915-81450	165	31
1E8970-84800	157	24
	158	26
1E9170-81270	173	7
1E9265-84300	154	16
	155	15
	156	3
	157	23
		35
	158	25
		36
	162	5
	169	4
	177	6
1F4190-41040	279	4
1M0020-33440	106	3
1N3280-51800	157	19
	158	19
1TN322-71170	259	4
1TS100-01001	284	1
22117-050000	312	4
22117-080000	121	29
22117-100000	134	18
22137-060000	8	16
	114	35
	249	17

Parts No.	Fig. No.	Ref. No.
22137-060000	281	16
	307	19
22137-080000	118	20
	134	19
	239	9
	267	35
	281	17
22137-100000	6	11
	7	11
	118	13
		21
	119	7
	146	12
	147	12
	248	18
	271	8
	280	17
	281	18
	306	7
22137-120000	8	17
	58	10
	220	27
	221	27
	266	13
		20
22137-160000	256	9
		28
	294	4
22137-200000	104	5
22157-060000	147	13
	154	38
	155	39
	202	6
	280	31
	281	31
22157-080000	11	20
	22	6
	24	6
	81	17
	187	7
	188	7
	202	7
	253	5
	279	27
22157-100000	9	3
	10	4
22190-050000	11	10
22190-060000	249	18
22190-080000	91	7
	92	7

Parts No. Index

Parts No.	Fig. No.	Ref. No.
22217-080000	56	8
	57	1
	121	30
22217-100000	306	8
22217-120000	33	8
	257	4
22217-140000	215	9
	260	5
22242-000100	97	23
	279	28
		29
22242-000170	92	8
22242-000200	62	5
22242-000300	39	3
	40	3
	68	3
	69	3
	90	6
	95	8
22242-000320	113	11
22242-000450	84	3
22242-000500	107	5
	124	8
22242-000700	74	14
	75	14
22242-100350	71	11
	72	11
	74	15
	75	15
22252-000130	99	4
	100	4
22252-000180	121	31
22252-000190	82	7
	83	7
22252-000400	73	6
22252-000420	62	6
	77	10
22252-000550	71	24
	72	24
	74	20
	75	20
22252-000620	42	2
	68	4
	69	4
22252-000850	43	7
22252-000900	43	8
	107	6
22252-000950	53	4
22272-000080	134	20
	248	19

Parts No.	Fig. No.	Ref. No.
22272-000080	263	56
22272-000090	115	6
22272-000100	249	19
	307	20
22272-000150	241	14
22272-000190	114	28
22312-060080	92	9
22312-080180	66	2
	67	2
	78	9
	81	27
	98	2
22312-100180	43	9
	77	11
	78	10
	80	11
	103	5
	107	7
	121	32
22312-100250	60	15
22351-025014	127	12
22351-035032	96	5
	241	15
22351-040014	127	7
22351-040032	91	8
22351-040040	101	12
	115	7
22351-050040	104	6
22351-060025	92	10
22351-060032	96	6
	241	16
22351-060036	91	9
		10
	92	11
		12
	266	14
		21
22351-060040	38	8
22351-060050	129	8
	134	21
	271	9
22351-060060	81	18
22351-080040	104	7
22351-100045	256	10
		29
22372-050000	249	20
	250	6
	307	21
		22
22372-080000	134	22

Parts No.	Fig. No.	Ref. No.
22372-080000	239	10
	263	57
	267	36
22372-100000	248	20
22372-160000	285	7
	314	6
22417-120100	128	8
22417-160120	281	19
22417-160180	8	18
22417-200200	134	23
	242	7
		9
	243	8
	244	8
	247	4
22417-200250	8	19
	118	14
		22
22417-200300	117	2
	119	8
22417-400320	256	11
		30
22417-400400	36	18
22487-040200	128	9
22487-050100	275	16
22487-060120	250	7
	307	23
22487-080120	250	8
	307	24
22487-080160	134	24
22487-080200	116	15
	117	3
	130	16
22487-080240	118	23
	239	11
22487-080450	263	58
22487-080600	267	37
22487-100200	118	15
		24
22487-100240	118	25
	119	9
	187	8
	188	8
22487-100300	118	26
22487-120600	8	20
22522-030130	134	25
22857-400100	279	30
22857-500100	177	7
	240	3
	279	31

Parts No.	Fig. No.	Ref. No.
22873-300060	165	33
22877-500080	270	25
23000-016000	2	21
	3	22
	4	21
	5	22
23000-022000	137	4
	146	13
	147	14
	148	5
	149	5
	279	32
	280	32
	281	32
23000-048000	2	22
		23
	3	23
		24
	4	22
		23
	5	23
		24
	139	4
23000-060000	11	11
	47	6
	48	6
23000-070000	25	14
		15
	47	7
	48	7
23000-080000	11	12
	25	16
	26	14
		15
23080-007000	275	12
		17
		20
	313	19
23080-013000	140	7
23414-100014	80	12
23414-160021	145	7
23414-200000	77	12
23491-140002	53	5
	66	3
	67	3
	76	8
	103	6
23857-100000	145	8
23871-010000	77	4
	78	4

Parts No. Index

Parts No.	Fig. No.	Ref. No.
23871-010000	78	7
	79	13
	81	4
	121	9
	135	11
	136	10
23871-020000	77	5
	78	5
	80	3
	121	10
	131	28
	80	13
23887-100002	19	17
23980-730580	20	18
23980-731040	19	18
	20	19
24101-060034	99	5
	100	5
24101-060044	99	6
	100	6
24101-060054	74	21
	75	21
24101-060064	71	25
	72	25
	74	22
	75	22
24101-060084	101	14
24101-060094	84	4
24101-060114	101	15
24101-060124	53	6
24101-060174	38	12
24101-062054	82	8
	83	8
	94	4
24101-062064	88	11
24101-062074	84	5
	87	3
24101-062084	46	7
24101-062094	53	7
24101-062104	107	8
24101-063044	95	9
24101-063054	74	23
	75	23
	82	9
	83	9
	88	12
24101-063064	95	10
	106	5
24101-063080	107	9
24101-063094	107	9
24104-060040	62	7

Parts No.	Fig. No.	Ref. No.
24104-062104	44	5
24141-320070	37	9
24163-305200	88	13
24163-305300	88	14
24164-000282	97	24
24190-080001	91	11
	92	13
	95	11
24190-130003	127	8
24190-160001	121	33
24190-180001	113	12
24311-000030	126	4
24311-000070	81	19
		28
24311-000110	80	14
24311-000120	81	20
24311-000140	97	14
	145	9
24311-000160	53	8
	66	4
	67	4
	76	9
24311-000180	91	12
	92	14
	96	7
	103	7
	43	10
24311-000220	79	14
	97	15
24311-000240	81	21
24311-000290	139	5
24311-000300	97	21
24311-000500	33	9
24311-000700	34	9
24311-000800	34	10
24311-000850	34	11
24315-000080	127	9
24315-000100	126	5
24315-000110	60	9
	125	2
24315-000140	61	3
		5
	62	10
		13
24315-000140		14
	121	34
		35
24315-000140	131	22
	135	8
24315-000140	136	7

Parts No.	Fig. No.	Ref. No.
24315-000140	141	6
	145	5
24315-000150	129	9
	134	26
		27
24315-000160	127	10
24315-000180	121	27
		36
24315-000180		37
	126	6
	127	11
	131	17
		25
24315-000200		27
		29
		30
	135	12
	136	11
24315-000220	288	3
	307	25
	308	3
	129	10
24315-000220	126	7
24321-000250	92	15
24321-000400	144	2
24321-000500	47	8
	48	8
24321-000550	124	9
	47	9
	48	9
24321-000700	80	15
	80	16
24321-000800	120	4
24321-001300	43	11
24321-002300	46	8
24341-000090	97	16
24341-000112	81	22
24341-000315	37	10
24341-000320	71	12
	72	12
	74	16
24341-000340	75	16
	97	22
	33	10
24351-240300	121	38
24421-203007	76	10
24421-204208	77	13
24421-355008	103	8
24421-456209	42	3
24430-204206	62	8

Parts No.	Fig. No.	Ref. No.
24550-010100	248	10
24550-012150		15
	249	9
		12
24550-018150	307	14
	118	11
	241	13
		17
24550-025120	124	5
		7
24550-025200	114	10
		14
		25
24550-035120	60	16
24550-050400	121	5
24761-010000	34	3
		7
24761-010000	116	3
		6
	70	3
24761-040000	122	20
	255	7
24761-060000	280	33
25132-005700	281	33
25132-006700	107	10
26013-100402	219	3
26013-140352	258	3
	31	8
26013-140402	32	7
	81	23
26016-060162	79	15
26016-080202	165	34
26022-050102	165	35
26023-030102	165	36
26023-030162	8	11
26023-040102	180	4
26023-050202	165	37
	182	2
26106-060102	189	25
		26
26106-060102		27
	190	25
		26
26106-060122		27
	2	24
	3	25
26106-060122	4	24
	5	25
26106-060122	8	21
	17	4

Parts No. Index

Parts No.	Fig. No.	Ref. No.
26106-060122	115	8
	116	16
	122	21
	146	14
		15
	147	15
		16
	155	40
	157	37
		38
	158	39
		40
		41
	165	38
	177	8
	183	2
	226	12
	250	9
	263	59
		60
		61
	275	21
	279	33
	280	34
		35
	281	34
		35
	307	26
26106-060162	1	2
	2	25
	3	26
	4	25
	5	26
	79	16
	80	17
	165	39
	169	11
		12
		13
	175	4
	176	6
	189	28
	190	28
	202	8
	239	12
		13
26106-060202	248	21
	249	21
	2	26
	3	27

Parts No.	Fig. No.	Ref. No.
26106-060202	4	26
	5	27
	222	3
	279	34
	280	36
		37
	281	36
		37
	282	21
	280	38
26106-060252		39
	281	38
		39
26106-060302	154	39
	155	41
26106-080122	21	8
	22	7
		8
	23	8
	24	7
		8
	47	10
		11
	48	10
		11
26106-080162	63	13
	64	7
	103	9
	113	13
	130	17
	187	9
	188	9
	9	4
	12	19
		20
	13	20
		21
		22
	14	18
	15	17
		18
	21	9
		10
	23	9
		10
		11
	25	17
		18
		19

Parts No.	Fig. No.	Ref. No.
26106-080162	26	16
		17
	27	8
	31	13
	32	11
		12
	33	11
		12
	59	2
	65	3
	81	24
	91	13
	92	16
	96	8
	105	2
	114	36
	115	9
	118	27
		28
	119	10
		11
	121	39
	134	28
		29
		30
	137	5
	140	8
	144	3
	145	10
	154	40
	155	42
	156	5
		6
	157	39
		40
		41
	158	42
		43
		44
	162	8
	171	13
	172	10
	173	11
	178	4
	186	8
		9
	187	10
		11
	188	10
		11

Parts No.	Fig. No.	Ref. No.
26106-080162	198	7
	201	10
		11
	209	7
		8
		9
	210	7
		8
		9
	211	3
	214	3
	216	4
		5
	218	7
		8
	226	13
	239	14
	240	4
	241	19
	248	22
		23
	249	22
	250	10
	253	6
	270	26
	280	40
		41
		42
	281	40
		41
		42
	282	22
		23
		24
	287	2
26106-080202	12	21
		22
	13	23
		24
	14	19
		20
	15	19
		20
	78	11
	80	18
	92	17
	121	40
		41
	130	18
	184	2

Parts No. Index

Parts No.	Fig. No.	Ref. No.
26106-080202	245	1
	251	4
	279	35
26106-080252	306	11
	12	23
	13	25
	14	21
	15	21
	31	14
	32	13
	66	5
	67	5
	102	3
	118	29
	135	13
	136	12
	280	43
		44
		45
	281	43
		44
26106-080302	11	21
	16	3
	56	9
	57	2
	78	12
	121	42
	148	6
	149	6
26106-080352	31	15
26106-080452	12	24
	13	26
	15	22
	79	18
	280	46
26106-080502	281	45
		46
	12	25
	13	27
	14	22
	15	23
	81	29
	209	10
	210	10
	214	4
26106-080504	134	31
26106-080552	223	4
26106-080652	144	4
	173	12
26106-080702	81	30

Parts No.	Fig. No.	Ref. No.
26106-080902	16	4
	79	19
26106-081002	80	19
26106-100162	154	41
	155	43
	273	7
26106-100202	9	5
	10	5
	27	9
	28	7
	54	5
	55	4
	56	10
	62	15
	63	14
		15
26106-100252	114	37
	122	22
	131	31
	261	6
	28	8
	38	13
	101	13
	29	2
	30	2
	45	2
26106-100302	46	9
	77	14
	103	10
	214	5
	70	5
26106-100402	80	20
26106-100502	54	6
26106-100602	27	10
26106-100652	103	11
26106-100802	33	13
26106-120252	133	3
	220	28
	221	28
26106-120352	131	32
26106-120402	121	43
26106-120502	133	4
26116-080404	8	22
26116-081004	280	18
26116-120352	285	8
26116-121202	33	14
26116-140402	260	6
26116-140752	215	10
26116-160402	294	5
26116-160604	31	16

Parts No.	Fig. No.	Ref. No.
26116-160604	32	14
26216-080162	68	5
	69	5
26216-100302	76	4
26216-120352	76	5
26226-100302	77	6
26306-100002	280	19
	281	20
	114	29
26346-080002	253	7
	266	37
	290	13
	292	10
	6	12
26346-100002	7	12
	271	10
	266	15
26356-100002		22
26356-120002	58	11
26356-160002	122	9
		17
26366-080002	121	44
		45
26366-100002	134	32
	103	12
	120	5
26366-120002	121	46
26367-060002	3	28
	5	28
26450-060122	179	3
26450-060162		4
	97	17
26450-080122		25
	43	12
	125	3
	78	13
	98	3
	98	4
	123	4
	279	36
	165	40
	312	5
26557-040102	272	4
26557-040162	174	17
26557-050082	165	41
26557-050122	165	42
26557-050202	263	62
26557-050352	263	63
26557-060162	310	3
26577-060202	268	4
26577-080252		
26579-060252		
26589-060162		

Parts No.	Fig. No.	Ref. No.
26589-060162	268	21
		22
	309	3
26589-060252	201	12
26589-060502	201	13
26712-080002	280	20
26716-060002	248	24
26716-080002	8	23
	134	33
		34
26716-100002	161	4
	116	12
	118	8
	128	10
	242	8
26716-120002	243	7
	244	7
	285	9
	314	7
26716-140002	215	11
	260	7
	31	17
26716-160002	32	15
	294	6
26736-100002	306	9
26756-050002	7	18
26776-120002	165	13
26776-160002	126	8
26893-000600	189	29
	190	29
27260-320000	77	7
29311-092000	177	9
29622-140001	2	27
	3	29
	4	27
	5	29
	14	23
29622-250001	19	19
	275	22
	307	27
	63	16
		17
	119	12
	138	1
	154	42
		43
		44
	155	44
		45
		46

Parts No. Index

Parts No.	Fig. No.	Ref. No.
29622-250001	155	47
	157	42
	158	45
		46
	162	9
	279	37
		38
	281	47
		48
41801-110041	189	30
	190	30
41810-000080	131	33
41810-000100	103	13
41810-000120	76	11
	262	2
794082-34900	111	3
		8
794130-71410	256	1
933160-01370	131	34

Parts No.	Fig. No.	Ref. No.
-----------	----------	----------

Parts No.	Fig. No.	Ref. No.
-----------	----------	----------

Parts No.	Fig. No.	Ref. No.
-----------	----------	----------