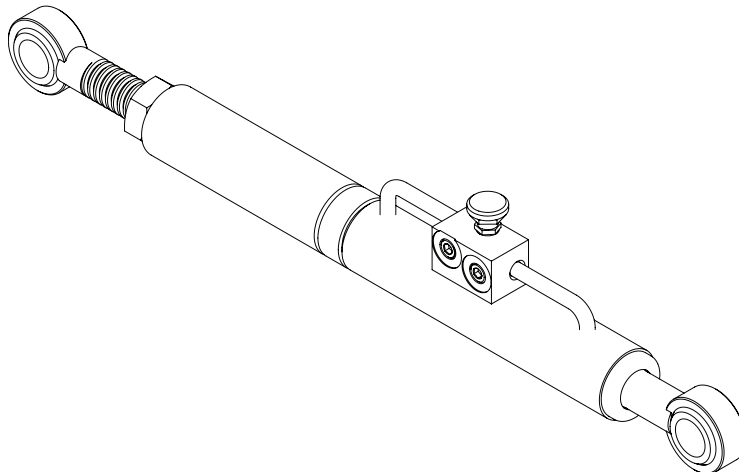


Operating Instructions

The HydraLink™

CAT I & II



U.S. Patent Pending
61/180,928



This is the safety alert symbol. It is used to alert you to potential personal injury hazards. Obey all safety messages that follow this symbol to avoid possible injury or death.



WARNING

The owner and/or operator shall have an understanding of the product, its operating characteristics and safety instructions before operation. For your safety, read, understand, and follow the information provided with and on this product before using. If the operator is not fluent in English, the product and safety instructions shall be read to the operator in their native language.

TRI TRAC INNOVATIONS
P.O. BOX 677
ROGERS, AR 72757
Tel: 479-254-0873
<http://www.hydraulink.net>

Read this manual and follow all the Safety Rules and Operating Instructions before using the product.

hydraulink rev 022011

SAFETY AND GENERAL INFORMATION

Save these instructions. For your safety, read, understand, and follow the information provided with and on this product before using. The owner and operator of this equipment shall have an understanding of this product and safe operating procedures before attempting to use. The owner and operator shall be aware that use and repair of this product may require special skills and knowledge. Instructions and safety information shall be conveyed in the operator's native language before use of this jack is authorized. If any doubt exists as to the safe and proper use of this product, remove from service immediately.

Inspect before each use. Do not use if broken, bent, cracked or damaged parts are noted. Any equipment that appears damaged in any way, or operates abnormally shall be removed from service immediately. If the product has been or suspected to have been subjected to a shock load (a load applied suddenly, unexpectedly upon it), immediately discontinue use until the equipment has been checked by a factory authorized service center (contact distributor or manufacturer for list of authorized service centers). It is recommended that an annual inspection be done by qualified personnel. Labels and Operator's Manuals are available from manufacturer.

PRODUCT DESCRIPTION

The HydrauLink™ is a combination hydraulic top link/shock absorber for tractors using a three-point connection system. It allows for control and adjustment of many common tractor mounted implements. The HydrauLink™ is self contained and requires no external hydraulic source.

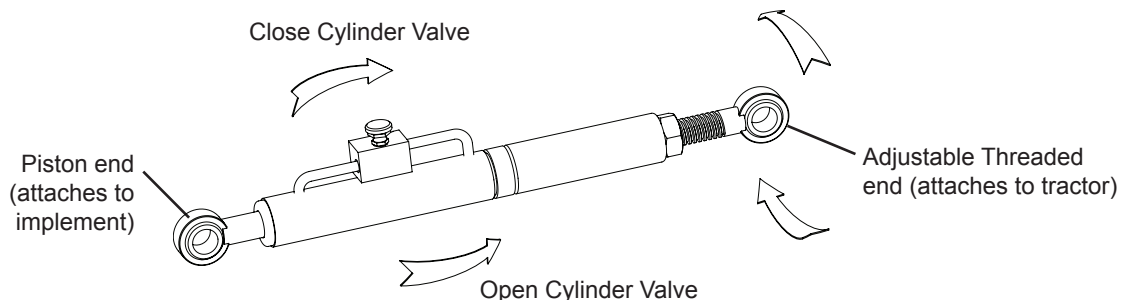
SPECIFICATIONS

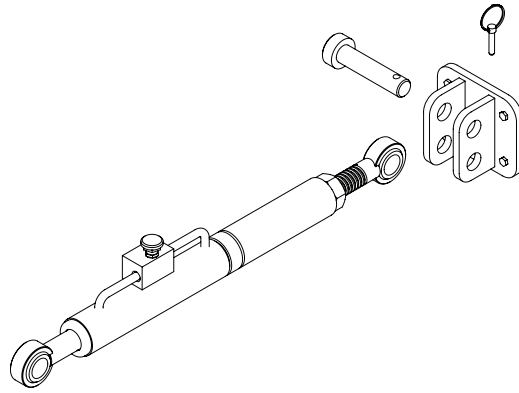
Feature	CAT I	CAT II
Bore and Stroke	1-1/2" x 6"	2" x 6"
Weight Capacity	5300 lbs.	9400 lbs.
Chrome Plated Shaft Diameter	1"	1-1/8"
Adjustment Range	20-1/8" to 24-1/8"	24-5/8" to 28-5/8"
Attachment Pin Hole Size	3/4"	1"

- Valve block design with machined 9/16" ORB ports
- Needle valve integration
- Self-aligning ball joints
- 3000 psi maximum operating pressure
- Piston seal
- Cup type shaft seal
- Internal dust wiper

PREPARATION

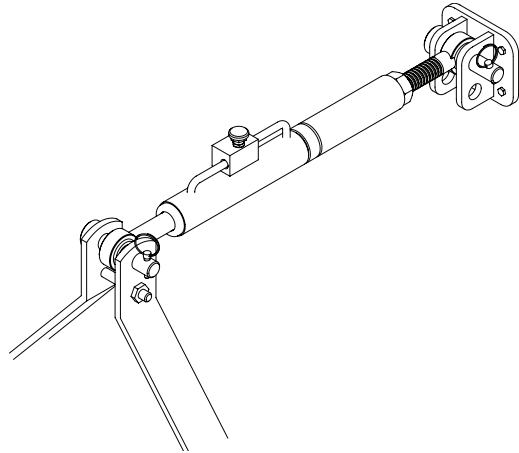
1. **Attach to the Tractor.** Locate the end of the HydrauLink™ that has a nut with a large screw and attach this to the tractor with a pin thru the ball socket. Choose the point to connect on your tractor that will allow the HydrauLink™ to be as level as possible when using your implement.





2. **Attach to the Implement.** Open the valve all the way (counter-clockwise). Firmly grip the HydrauLink™ and pull out the cylinder rod (chrome part) so that about 1-1/2" of chrome is exposed. Close the valve finger tight only. Grasp the HydrauLink™ and rotate (unscrew) to lengthen from the end attached to the tractor until the cylinder ball socket will attach with a pin to your implement. Do not unscrew more than 4-1/2".

Note: If HydrauLink™ has not been used for a long period of time, adjustment may be difficult due to pooling of fluid. Manually extending and retracting the piston several cycles will restore normal function.



3. **Adjust your implement.** Adjust your HydrauLink™ by using your three-point system. To pitch forward, lower your implement to the ground. Open the valve (counter-clockwise) and roll the tractor forward a few inches. When the implement is pitched to the desired angle, close the valve (clockwise). To pitch backward, raise the implement and open the valve slowly until you get the desired angle, then close the valve.

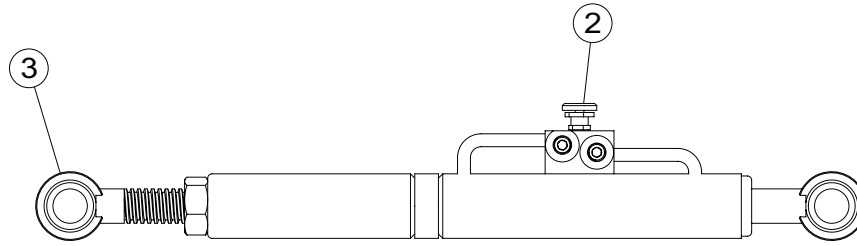
⚠ CAUTION

- Do not tamper with red-painted ports. Cylinder mechanism is sealed and should only be repaired by qualified technicians.
- Do not use mechanical means to force the cylinder valve - adjust by hand only. Do not tamper with cylinder valve nut.
- Do not use HydrauLink™ with tractors larger than recommended category (ref. page 2).
- Do not attempt to connect HydrauLink™ with the tractor's hydraulic system.

MAINTENANCE

The HydrauLink™ requires no maintenance. Occasionally wipe with clean cloth to avoid accumulation of mud and debris.

REPLACEMENT PARTS



Item	Part No.	Description
1	HL101	MD 1-1/2" Bore, 6" Stroke Hyd Cyl (CAT I)*
	HL102	MD 2" Bore, 6" Stroke Hyd Cyl (CAT II)*
	HL103	MD 2-1/2" Bore, 6" Stroke Hyd Cyl (CAT III)*
2	HL-NV001	Needle Valve Assembly**
3	HL101-LS	MD 10" Long Screw Assembly Set***

* Complete product replacement

** Includes valve, o-ring and washer

*** Replacement for standard threaded end

ONE YEAR LIMITED WARRANTY

For a period of one (1) year from date of purchase, **TRI TRAC INNOVATIONS** will repair or replace, at its option, without charge, any of its products which fails due to a defect in material or workmanship under normal usage. This limited warranty is a consumer's exclusive remedy.

Performance of any obligation under this warranty may be obtained by returning the warranted product, freight prepaid, to **TRI TRAC INNOVATIONS**, PO Box 677, Rogers, AR 72757.

Except where such limitations and exclusions are specifically prohibited by applicable law, (1) THE CONSUMER'S SOLE AND EXCLUSIVE REMEDY SHALL BE THE REPAIR OR REPLACEMENT OF DEFECTIVE PRODUCTS AS DESCRIBED ABOVE. (2) **TRI TRAC INNOVATIONS** SHALL NOT BE LIABLE FOR ANY CONSEQUENTIAL OR INCIDENTAL DAMAGE OR LOSS WHATSOEVER. (3) ANY IMPLIED WARRANTIES, INCLUDING WITHOUT LIMITATION THE IMPLIED WARRANTIES OF MERCHANTABILITY AND FITNESS FOR A PARTICULAR PURPOSE, SHALL BE LIMITED TO ONE YEAR, OTHERWISE THE REPAIR, REPLACEMENT OR REFUND AS PROVIDED UNDER THIS EXPRESS LIMITED WARRANTY IS THE EXCLUSIVE REMEDY OF THE CONSUMER, AND IS PROVIDED IN LIEU OF ALL OTHER WARRANTIES, EXPRESS OR IMPLIED. (4) ANY MODIFICATION, ALTERATION, ABUSE, UNAUTHORIZED SERVICE OR ORNAMENTAL DESIGN VOIDS THIS WARRANTY AND IS NOT COVERED BY THIS WARRANTY.

Some states do not allow limitations on how long an implied warranty lasts, so the above limitation may not apply to you. Some states do not allow the exclusion or limitation of incidental or consequential damages, so the above limitation or exclusion may not apply to you. This warranty gives you specific legal rights, and you may also have other rights, which vary from state to state.

TRI TRAC INNOVATIONS
P.O. Box 677
Rogers, AR
<http://www.hydraulink.net>