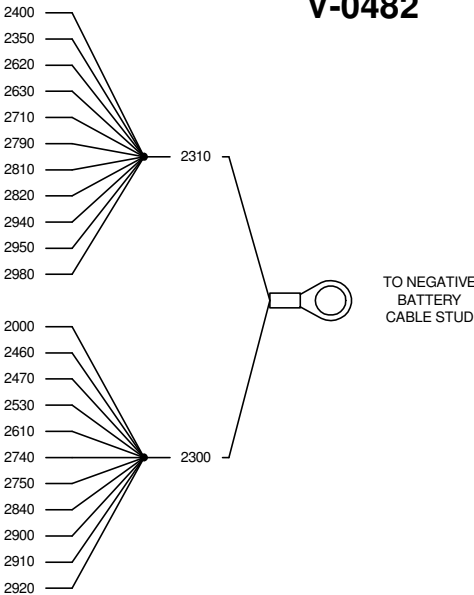


WIRING SCHEMATIC
5600 UTILITY WORK MACHINE
(S/N 424711001 AND ABOVE)
(S/N 424811001 AND ABOVE)
CAB HARNESS

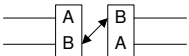
(Printed APRIL 2005)
V-0482

- RED = RED
RNG = ORANGE
BLK = BLACK
LBL = LIGHT BLUE
DBL = DARK BLUE
LGN = LIGHT GREEN
DGN = DARK GREEN
YEL = YELLOW
PNK = PINK
WHT = WHITE
BRN = BROWN
TAN = TAN
PUR = PURPLE
GRY = GRAY

BATTERY FEED 1000-1999 RED, RED/WHT, RNG
GROUND 2000-2999 BLK
MONITORING 3000-3999 LBL
HYDRAULIC 4000-4999 LGN
ATTACHMENT CONTROLS 5000-5999 YEL
LIGHTS 6000-6999 PNK
ACCESSORIES 7000-7999 WHT
ENGINE 8000-8999 TAN
COMMUNICATION 9000-9999 PUR

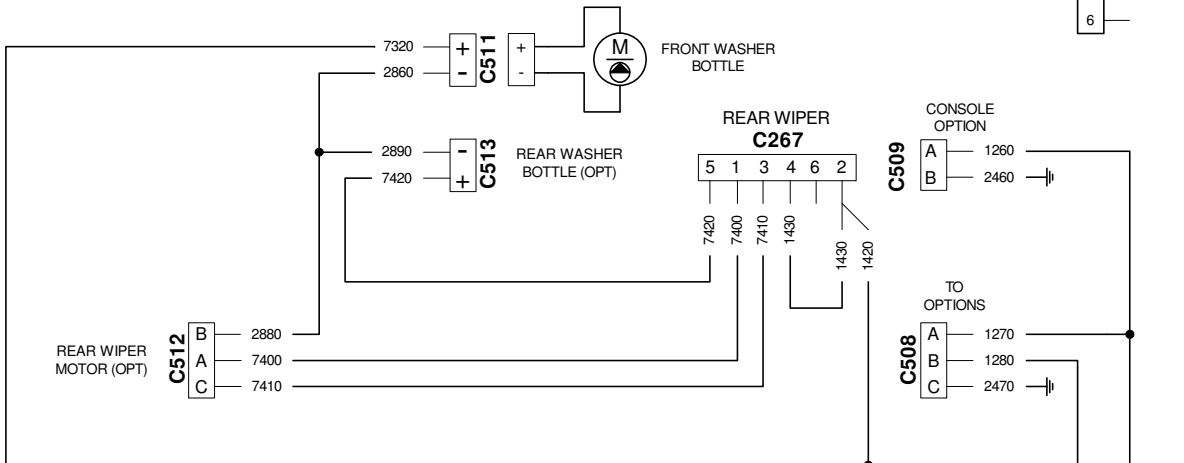
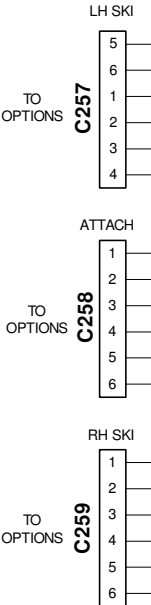


WIRES CONNECT BY LETTER
ACROSS CONNECTORS

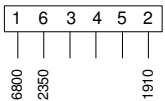


SOME CONNECTOR
BODIES NOT SHOWN
FOR DRAWING CLARITY

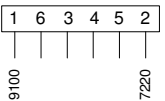
CAB HARNESS
7100827



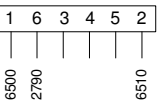
TO OPTIONS BEACON
OR STROBE
C271



TO OPTIONS HORN
C268



TO OPTIONS REAR LIGHTS
C215



DISPLAY MODULE CONNECTORS J1-J6

J1

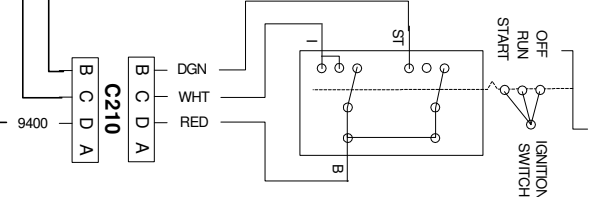
8000	K	SWITCHED POWER RELAY
2910	G	GROUND
2900	D	GROUND
6210	C	LIGHT RELAY
1110	E	BATTERY
1120	H	BATTERY
8150	B	FUEL HOLD
9380	A	STARTER
8110	J	FUEL PULL
8510	H	GLOW PLUG RELAY

J6

4750	C	ATTACHMENT CONTROL #1
	A	SPARE ANALOG INPUT
	G	SPARE ANALOG INPUT
	H	SPARE ANALOG INPUT
	D	SPARE PWM
	E	SPARE PWM
	H	SPARE PWM
	J	SPARE ANALOG INPUT
	K	SPARE ANALOG INPUT
9800	B	ATTACHMENT RUN

J4

4760	H	ATTACHMENT CONTROL #2
3430	H	HYD OIL FILTER
3500	G	ENG OIL PRESS
3600	K	ENGINE SPEED VR
8120	C	FUEL PULL STATUS
8550	B	GLOW PLUG STATUS
8250	D	STARTER STATUS
9330	J	CRANK
9340	H	KEY
	A	SPARE



J5

4720	H	LH SKI DOWN
4730	J	LH SKI UP
4700	D	RH SKI DOWN
4710	C	RH SKI UP
4840	M	NEUTRAL SIGNAL
9520	B	CAN HIGH
9620	A	CAN LOW
9720	K	CAN SHIELD
4320	H	R POT SIGNAL
4920	G	DETENT

