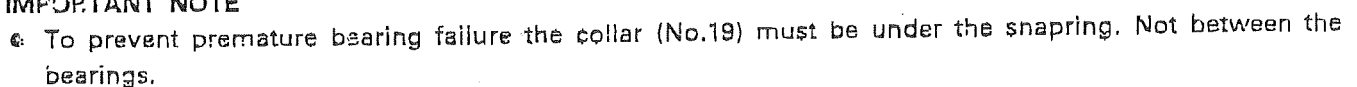
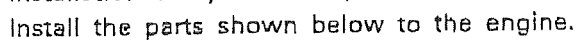


The purpose of the dynamo kit is to increase the power generating capacity of the standard dynamo for the KUTBOTA B1750 and B2150 series tractors. The kit will increase the dynamo capacities to:

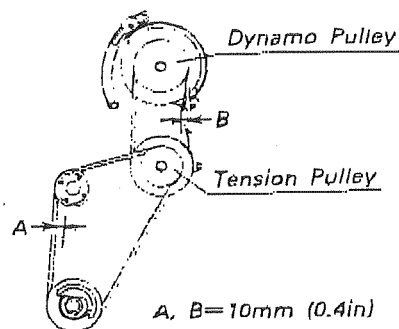
Voltage: 12V Max. output: 40A

- 1) Remove the bonnet and engine side cover from the tractor.
- 2) Remove the parts shown below from the engine.



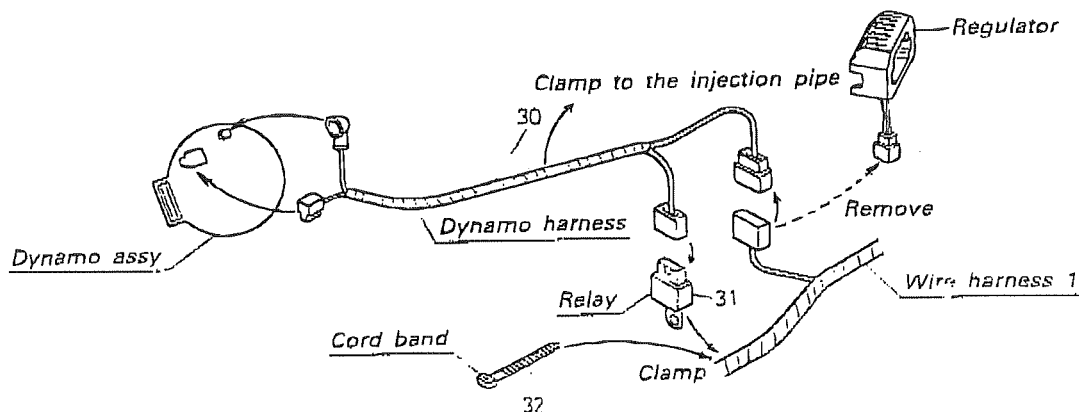
3. Adjustment of the V-belt tension:

- 1) Adjust the tension pulley until the deflection at A is approx. 10 mm (0.4 in), when the center of the belt is depressed with the finger pressure of 10 kg (22 lbs). Fix the pulley by tightening the adjusting nut.
- 2) Then adjust the dynamo pulley in the same way.



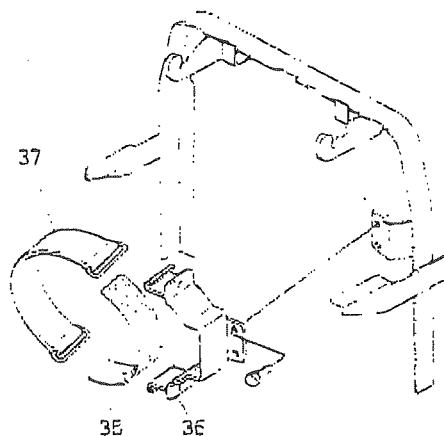
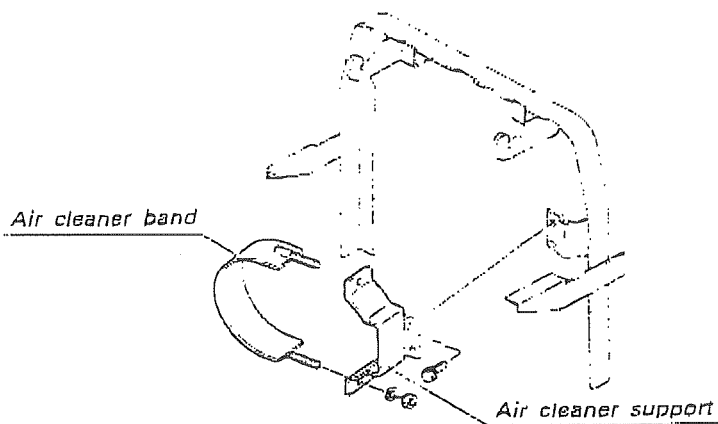
4. Installation of the wiring harness and relay.

- 1) Lift up the instrument panel by removing quantity 4-M6 bolts.
- 2) Disconnect the wiring harness coupler from the regulator, then connect the coupler to the dynamo harness in the kit.
- 3) Connect the relay to the dynamo harness and then secure the relay and wire harness 1 with the cord band.
- 4) Connect the dynamo harness to the dynamo as shown below and secure the harness to the engine injection pipe with the cord band.



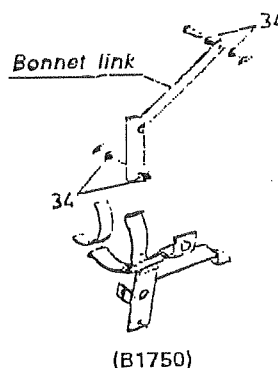
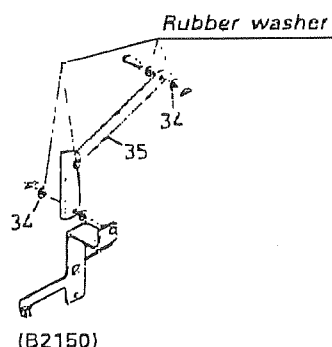
5. Installation of air cleaner support. [B2150 only]

Remove the air cleaner support and band, then install the new ones.



6. Installation of bonnet and links:

- 1) Install the bonnet links (new bonnet links for B2150) using the rubber washers.
- 2) Install the bonnet and side cover following the removal procedure in reverse.



7. Checking for proper operation.

Check to see that the dynamo functions in its normal manner.

- 1) Turn the key to the "ON" position and check to see that the charge light illuminates.
- 2) Start the engine and check to see that the charge light goes off.

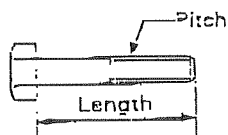
PARTS LIST

REF. No.	CODE No.	DESCRIPTION	UNIT		REMARKS
			B1750	B2150	
1	01023-50665	BOLT	2	2	M8-1.0 X65
2	16241-6401-0	ASSY. DYNAMO	1	1	
3	15451-6442-0	STAY, DYNAMO	1	1	
4	01133-51030	BOLT	1	1	M10-1.25 X30
5	04013-50100	WASHER, PLAIN	1	1	
6	01123-50830	BOLT	1	1	M8-1.25 X30
7	04015-50080	WASHER, PLAIN	1	1	
8	66426-6414-0	COLLAR	1	1	
9	66426-6421-0	V BELT	1	1	
10	67820-6411-3	PULLEY, TENSION	1	1	
11	67820-6412-5	SHAFT, TENSION PULLEY	1	1	
12	02118-50100	NUT	1	1	M10-1.25
13	04512-50100	WASHER, SPRING	1	1	
14	04013-50100	WASHER, PLAIN	1	1	
15	08141-06301	BEARING, BALL	2	2	
16	04611-00370	CIRCLIP, INTERNAL	1	1	
17	02118-50100	NUT	1	1	
18	04512-50100	WASHER, SPRING	1	1	
19	67820-6423-2	COLLAR	1	1	

REF. No.	CODE No.	DESCRIPTION	UNIT		REMARKS
			B1750	B2150	
20	67820-6414-3	METAL, ADJUSTING	1	1	
21	67820-6415-0	BOLT, ADJUSTING	1	1	
22	66426-6413-2	STAY, PULLEY	1	1	
23	01133-51045	BOLT	1	1	M10-1.25 X45
24	04013-50100	WASHER, PLAIN	1	1	
25	66426-6420-0	V BELT	1	1	
26	01123-50845	BOLT	1	1	M8-1.25 X45
27	66426-5821-0	SUPPORT, AIR CLEANER	1		
28	66429-5381-0	SUPPORT, BONNET		1	
29	01023-50616	BOLT	1	1	M8-1.0 X16
30	66446-5525-0	HARNESSE, DYNAMO	1	1	
31	66446-5526-0	RELAY	1	1	
32	53581-6415-0	BAND, CORD	2	2	
33	67401-5428-2	RUBBER	1		
34	04717-00800	WASHER, RUBBER	4	4	
35	66428-5424-0	LINK, BONNET		1	
36	66428-5822-0	SUPPORT, AIR CLEANER		1	
37	67401-5429-2	BAND, AIR CLEANER		1	
38	66428-5428-0	RUBBER		1	

NOTE: M: METRIC THREAD

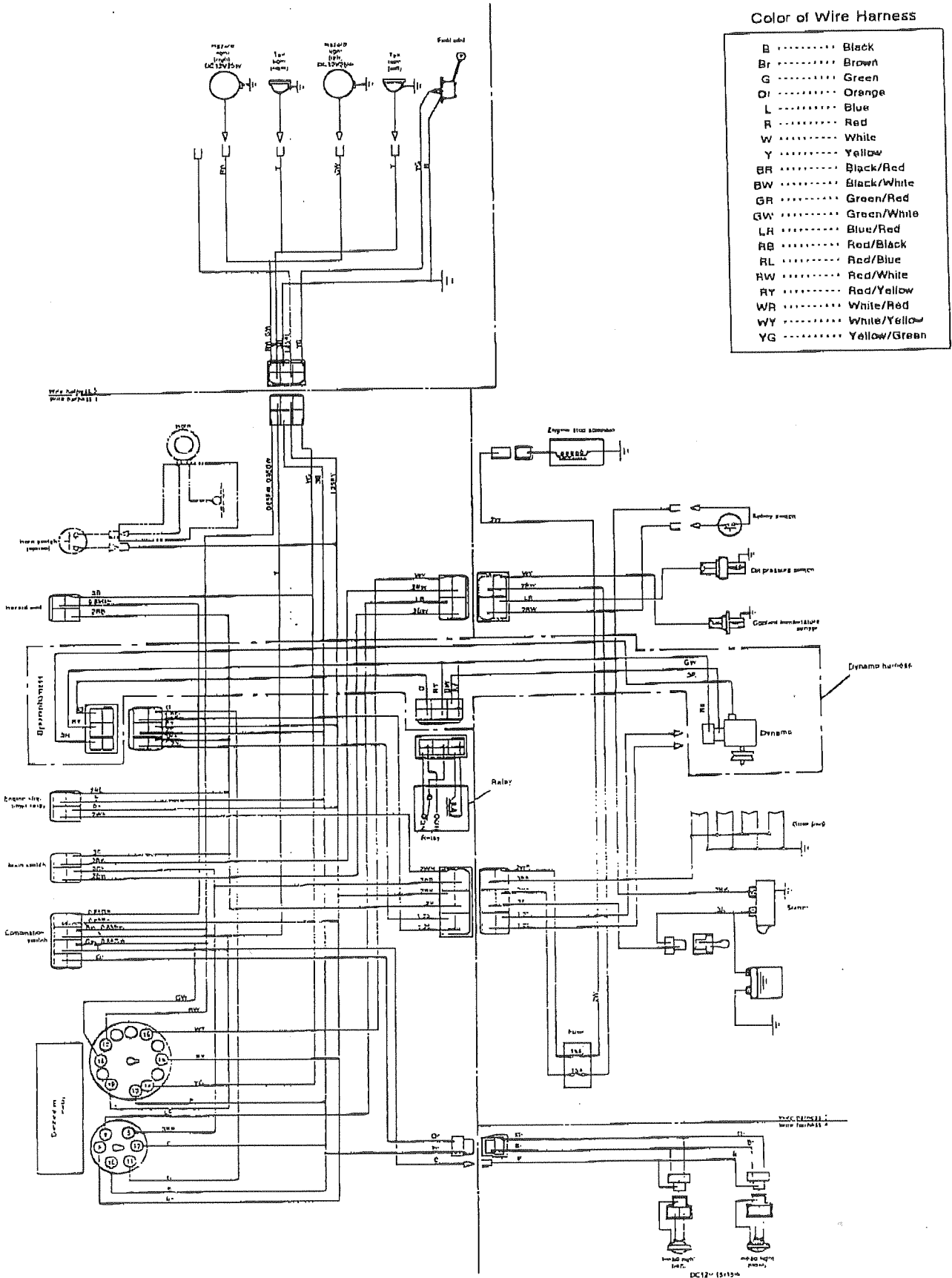
Bolt size: Diameter—PitchXLength



WIRING DIAGRAM [B2150]

Color of Wire Harness

B	Black
Br	Brown
G	Green
Or	Orange
L	Blue
R	Red
W	White
Y	Yellow
BR	Black/Red
BW	Black/White
GR	Green/Red
GW	Green/White
LR	Blue/Red
RB	Red/Black
RL	Red/Blue
RW	Red/White
RY	Red/Yellow
WR	White/Red
WY	White/Yellow
YG	Yellow/Green



WIRING DIAGRAM [B1750]

Color of Wire Harness

B	Black
Br	Brown
G	Green
Or	Orange
L	Blue
R	Red
W	White
Y	Yellow
BR	Black/Red
BW	Black/White
GR	Green/Red
GW	Green/White
LR	Blue/Red
RB	Red/Black
RL	Red/Blue
RW	Red/White
RY	Red/Yellow
WR	White/Red
WY	White/Yellow
YG	Yellow/Green

