

## Bleeding Procedure

1. Ensure adequate fuel is in the fuel tank and the fuel shutoff valve is open.
2. Open the bleed screw, 1, on the injection pump.

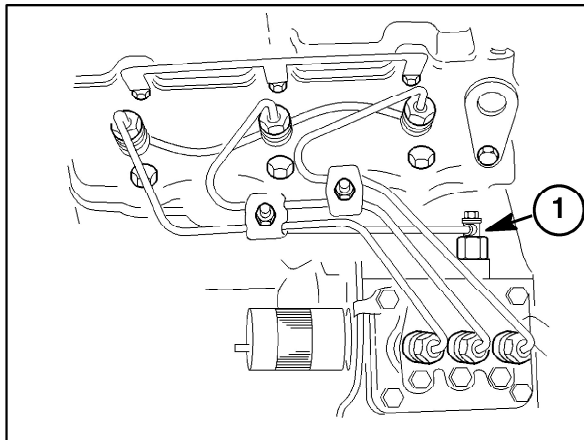


Figure 2-42

3. Set the throttle, 1, in the full open position and crank the engine for a few seconds to allow the air to be expelled from the injector lines.

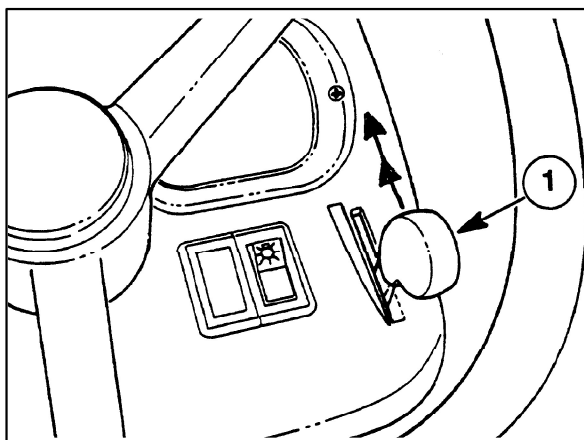


Figure 2-43

4. If the engine does not start, loosen the injector lines at the injectors, 1, one at a time while cranking the engine.
5. Be sure all lines are properly torqued when completed.

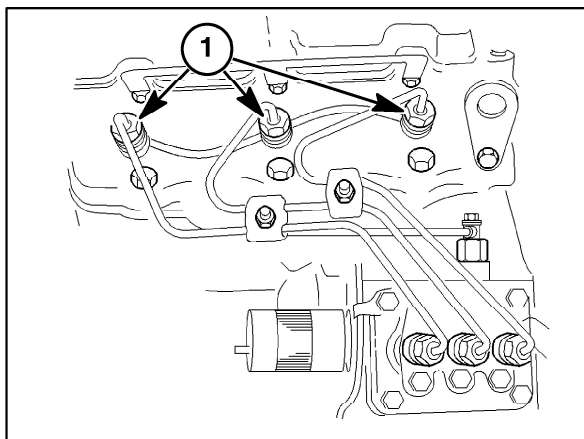


Figure 2-44