



New model!



New model!



PROFESSIONAL SERIES



[www.rammy.fi/en](http://www.rammy.fi/en)

[YouTube video](#)



Content:

- Products
  - Brush cutter 120 ATV PRO
  - Lawn mower 120 ATV PRO
  - Flail mower 120 ATV
  - Snowblower 120/140 ATV
  - Snowblower 120/140 ATV PRO
  - Snowblower 155 UTV & 155 UTV PRO
  - Optional accessories
- Mounting on ATV
- Service, sales and delivery
- Rammy Oy LTD FINLAND



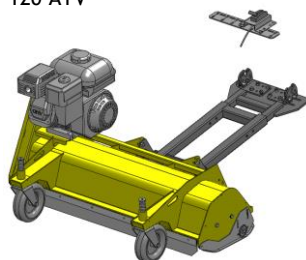
RAMMY

Rammy is ready for use. Engine has oil in ready. ATV or UTV needs a winch and center mounting kit.



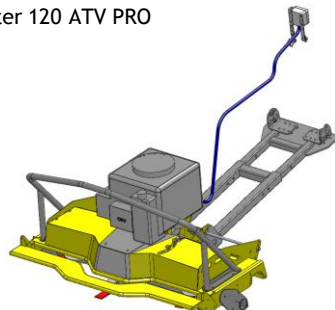
## Mowers

Flail mower 120 ATV  
306 cm<sup>3</sup>



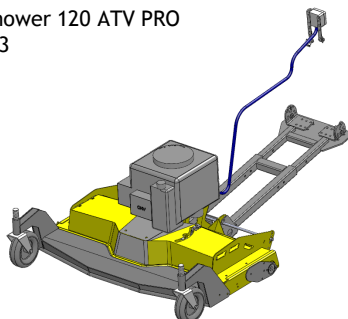
### PROFESSIONAL SERIES

Brush cutter 120 ATV PRO  
344 cm<sup>3</sup>



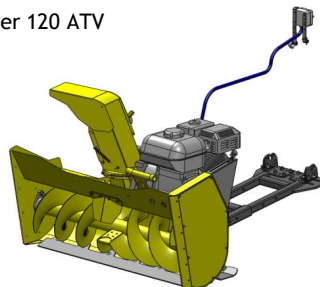
### PROFESSIONAL SERIES

Lawn mower 120 ATV PRO  
344 cm<sup>3</sup>

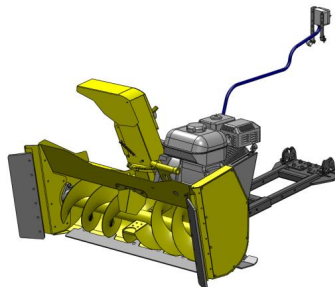


## Snowblowers

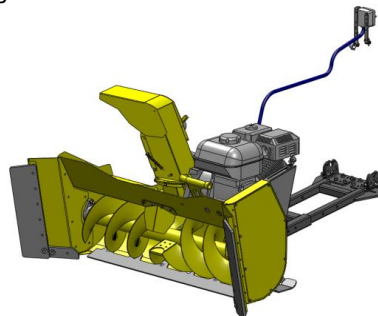
Snowblower 120 ATV  
306 cm<sup>3</sup>



Snowblower 140 ATV  
306 cm<sup>3</sup>

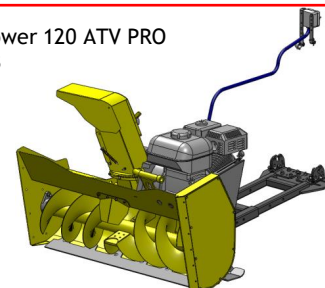


Snowblower 155 UTV  
306 cm<sup>3</sup>



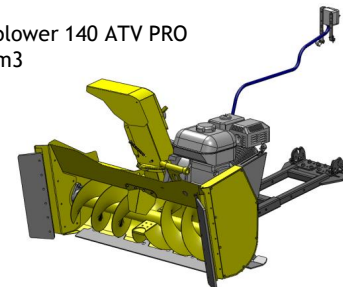
### PROFESSIONAL SERIES

Snowblower 120 ATV PRO  
420 cm<sup>3</sup>



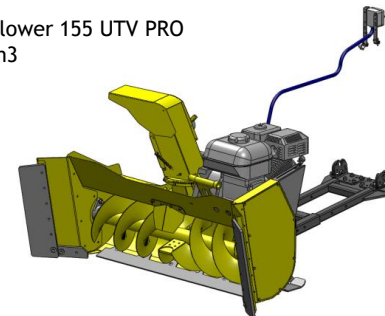
### PROFESSIONAL SERIES

Snowblower 140 ATV PRO  
420 cm<sup>3</sup>



### PROFESSIONAL SERIES

Snowblower 155 UTV PRO  
420 cm<sup>3</sup>





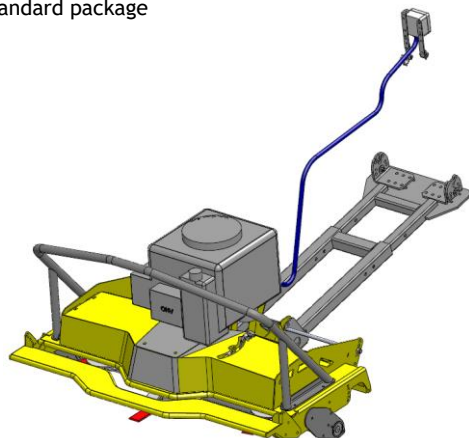


Rammy is ready for use. Engine has oil in ready. ATV or UTV needs a winch and center mounting kit.






## Product package

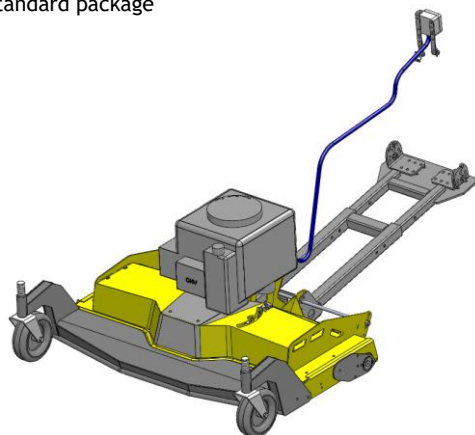
Standard package






### PROFESSIONAL SERIES

		Code	Quantity
	<b>Brush cutter 120 ATV PRO</b>	74130837	1
	Side shift kit, included as standard.	74131183	1
	Lock hook mounting 16/19/20 mm 2 pcs	74130298	1 pair
	Lawn mower - kit	74131290	1

Standard package



### PROFESSIONAL SERIES

		Code	Quantity
	<b>Lawn mower 120 ATV PRO</b>	74131182	1
	Side shift kit, included as standard.	74131183	1
	Lock hook mounting 16/19/20 mm 2 pcs	74130298	1 pair
	Brush cutter - kit	74131291	1

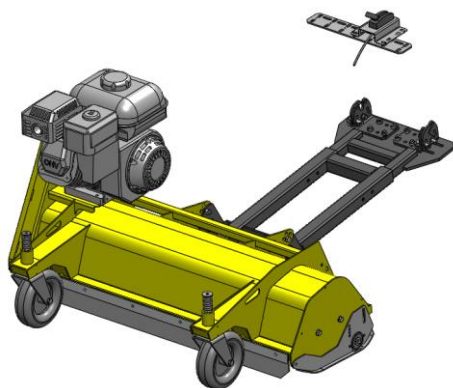





Rammy is ready for use. Engine has oil in ready. ATV or UTV needs a winch and center mounting kit.



## Product package

Standard package



	Flail mower 120 ATV	Code number
	Flailmower	74130464
	Hammer Blades 22 pcs	74130507
	Side shift kit	74130717
	Lock hook mounting 16/19/20 mm 2 pcs	74130298

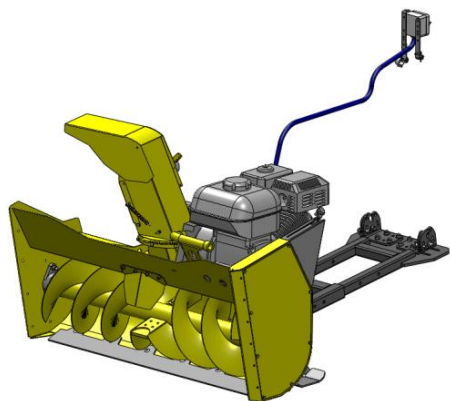


Rammy is ready for use. Engine has oil in ready. ATV or UTV needs a winch and center mounting kit.

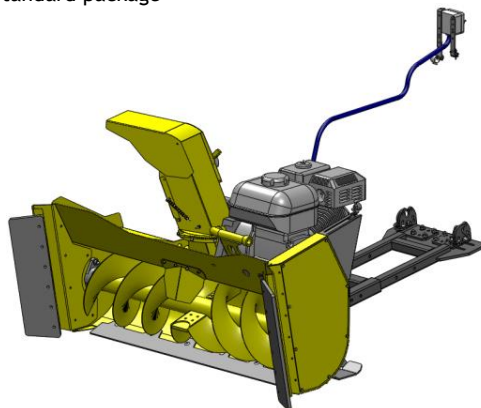



## Product package


120 ATV EC, 306 cm3  
Standard package



140 ATV EC, 306cm3  
Standard package



	Snow blower 120 ATV	Code number
<b>120 ATV</b>	306 cm3 engine electric start, electric control	74131062
	Lock hook mounting 16/19/20 mm 2 pcs	74130298
	140 cm width, only wings + rubbers, pair	74131165

	Snow blower 140 ATV	Code number
120 ATV + wings = 140 ATV	306 cm3 engine electric start, electric control	74131173
<b>140 ATV</b>	306 cm3 engine electric start, electric control	74131173
	Lock hook mounting 16/19/20 mm 2 pcs	74130298

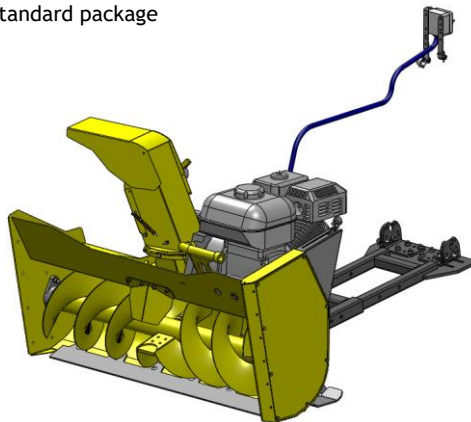


Rammy is ready for use. Engine has oil in ready. ATV or UTV needs a winch and center mounting kit.

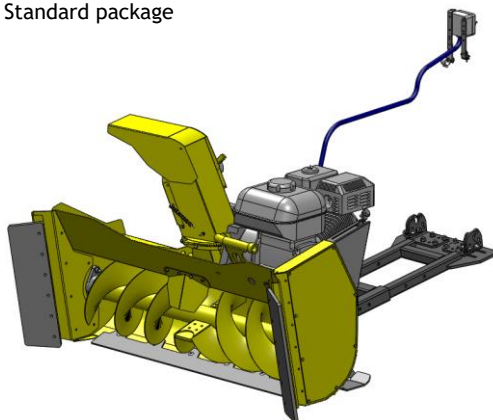


## Product package


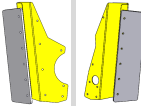
120 ATV PRO, 420cm3  
Standard package




140 ATV PRO, 420cm3  
Standard package



### PROFESSIONAL SERIES

	Snowblower 120 ATV <b>PRO</b>	Code number
	420 cm3 engine, electric start, electric control	74131176
	Lock hook mounting 16/19/20 mm 2 pcs	74130298
	140 cm width, only wings + rubbers, pair	74131165

### PROFESSIONAL SERIES

120 ATV + wings = 140 ATV	Snowblower 140 ATV <b>PRO</b>	Code number
	420 cm3 engine, electric start, electric control	74131189
	Lock hook mounting 16/19/20 mm 2 pcs	74130298

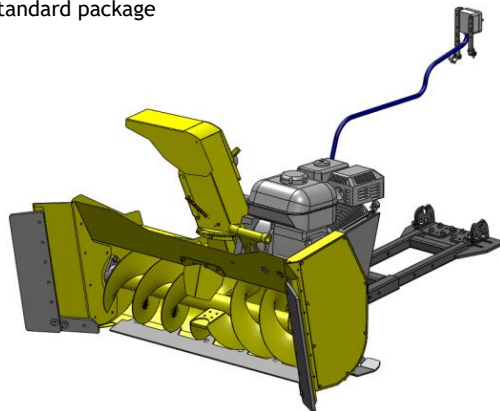


Rammy is ready for use. Engine has oil in ready. ATV or UTV needs a winch and center mounting kit.



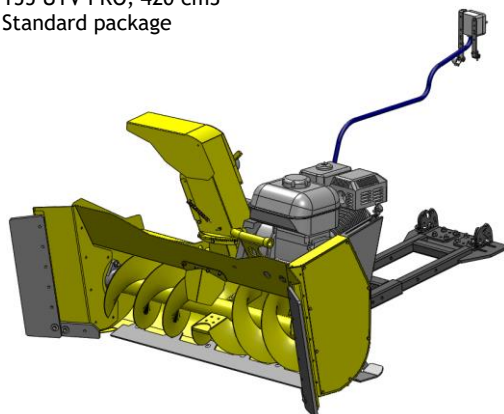
## Product package

155 UTV, 306 cm<sup>3</sup>  
Standard package



### PROFESSIONAL SERIES

155 UTV PRO, 420 cm<sup>3</sup>  
Standard package



120 ATV +  
wings 155  
cm = 155  
UTV

### Snowblower 155 UTV

Code  
number

306 cm<sup>3</sup> engine,  
electric start, electric  
control

74131284



Lock hook mounting  
16/19/20 mm 2 pcs

74130298



155 cm width, only wings  
+ rubbers, pair

74131285

120 ATV +  
wings 155  
cm = 155  
UTV

### Snowblower 155 UTV **PRO**

Code  
number

420 cm<sup>3</sup> engine,  
electric start, electric  
control

74131286



Lock hook mounting  
16/19/20 mm 2 pcs







74130298



Most common models.  
Normally in stock.  
Other models are also available.

## Center mounting kits



	Code	Name	For fit	For fit	For fit
	03-4000	Center mounting kit - Mounting bracket <b>super universal</b> Ø10 mm pins	super universal for Ø10 mm pins	Fits for most ATV's with tubular type of chassis/frames.	Make sure the suitability of ATV
	03-11300	Center mounting kit - Mounting bracket <b>CF MOTO</b> Ø10 mm pins	CFORCE 600 (2020+) CFORCE 600 Touring (2020+) CFORCE 625 CFORCE 625 Touring		
 <small>Kimpex Click N Go 2 mounting kit for lock hook 19 mm 75-373951 (semi universal for all ATVs)</small>	75-373951	Center mounting kit - Mounting bracket <b>semi universal</b> for lock hooks 19mm	semi universal for Ø19 mm lock hooks	Kimpex Click N & Go 2	Make sure the suitability of ATV
	03-5000	Center mounting kit - Mounting bracket <b>Polaris</b> Ø10 mm pins	Polaris Sportsman 450/570/ETX for Ø10 mm pins		
	03-3500	Center mounting kit - Mounting bracket <b>CanAm</b> G2 Ø10 mm pins	Outlander 6x6 (2013-2016) Outlander 6x6 (2019+) Outlander 6x6 MAX (2017-2018) Outlander 6x6 MAX (2019+) Outlander G2 (-2016) Outlander G2 450/570 (2017+) Outlander G2 450/570 MAX (2017+) Outlander G2 650/850/1000 (2017-2018) Outlander G2 650/850/1000 (2019+)	Outlander G2 L MAX Outlander G2 MAX (-2016) Outlander X MR 1000 (-2016) Outlander X MR 1000 (2017-2018) Outlander G2 650/850/1000 MAX (2017-2018) Outlander G2 650/850/1000 MAX (2019+) Outlander G2 L	Outlander X MR 1000 (2019+) Outlander X MR 650/800/850 (-2016) Outlander X MR 650/850 (2017-2018) Outlander X MR 650/850 (2019+) Renegade G2 (-2016) Renegade G2 (2017-2018) Renegade G2 (2019+) Renegade X MR (-2016) Renegade X MR (2017-2018) Renegade X MR (2019+)
	03-5400	Center mounting kit - Mounting bracket <b>Polaris</b> Ø10 mm pins	Polaris 570 Touring X2 6x6 Big Boss for Ø10 mm pins		





Most common models.  
Normally in stock.  
Other models are also available.

## Center mounting kits



	Code	Name	For fit	For fit	For fit
	03-1700	Center mounting kit - Mounting bracket <b>Polaris</b> Ø10 mm pins	Scrambler 850/1000 (-2014) Scrambler 850/1000 (2015+) Sportsman 1000 (-2016) Sportsman 1000 (2017+) Sportsman 550 Sportsman 850 (-2014) Sportsman 850 (2015+)	Sportsman Touring 550 Sportsman Touring 850 (-2014) Sportsman Touring 850 (2015+) Sportsman Touring XP 1000 (-2017) Sportsman Touring XP 1000 (2018+)	
	03-9400	Center mounting kit - Mounting bracket <b>Kymco</b> Ø10 mm pins	MXU 700 (-2019) MXU 700 (2020+)		
	03-8500	Center mounting kit - Mounting bracket <b>CF MOTO</b> Ø10 mm pins	CFORCE 1000 CFORCE 850		
	03-2400	Center mounting kit - Mounting bracket <b>TGB</b> Ø10 mm pins	425 Blade 550 Blade 600 Blade 600 LT Blade		
	03-1560	Center mounting kit - Mounting bracket <b>Polaris</b> G2 Ø10 mm pins	Sportsman 400 (-2010) Sportsman 400 (2011+) Sportsman 450 (-2010) Sportsman 450 (2011+) Sportsman 500 (-2010) Sportsman 500 (2011+) Sportsman 800 (2011+)		
	03-6600	Center mounting kit - Mounting bracket <b>CF Moto</b> Ø10 mm pins	CFORCE 450/520-L CFORCE 450/520-S CFORCE 550 CFORCE 600 Cobalt / Iron Cobalt / Iron MAX		



VIDEO: [https://www.youtube.com/watch?v=0j4aMb4\\_Pm4](https://www.youtube.com/watch?v=0j4aMb4_Pm4)

# Lawn mower 120 ATV PRO

## Technical data

### PROFESSIONAL SERIES

Rammy Lawn mower 120 ATV PRO is an agile and efficient lawn mower for ATVs. It cuts grass and hay. The mower rises up with a winch, so the transitions are quick.

The mower can be turned into a Brush cutter with Brush cutter kit (optional, 74131291).

The mower can be moved 32 cm on both sides when it is equipped with a side shift kit (included in standard package).

With the adjustable frame, this Lawn mower is suitable for all 4x4 ATV-s. If the [CENTER MOUNTING KIT](#) is on the bottom of your ATV, Rammy can be used with existing fasteners.

Also possible to attach with [LOCK HOOKS 16-19-20 mm](#). (optional).



Width	1,2 m. Cutting width 1,15 m.
Length	0,9 m
Weight	Mower 90 kg Auxiliary device frame 25 kg
Cutting/working principle	6 horizontally rotating blades 4000 rpm. Hinged to fold when an obstacle comes in, which reduces blade wear and damage.
Cutting height	Adjustable with lower roller and front wheels 2-10 cm. With winch 10-30 cm (depends on ATVs front suspension and ground clearance).
Engine	Briggs&Stratton Series 3 Intek 344 cm3. Torque 25 Nm. Fueltank 2,7 L.
Start	Easy pull start.
Consumption	1,5...2 L/h
Attachment on ATV	Mount brackets with holes on dozer blade on ATV, hole Ø10mm adjustable width of mount bracket 240-500mm (outer dimension) and the adjustable length is 750-1250mm.
Lift/decline	Winch of ATV
Remote control	On - Off
Standard equipment	<ul style="list-style-type: none"><li>- Adjustable accessory frame</li><li>- Adjustable roller</li><li>- Remote control</li><li>- Sharp hardened blades</li><li>- Side shift kit</li></ul>
Optional equipment	<ul style="list-style-type: none"><li>- Lock hooks 16...19-20 mm</li></ul>
Capacity	Hay, grass. Normal driving speed approx. 5 km / h.
Warranty	2 years



VIDEO: [https://www.youtube.com/watch?v=0j4aMb4\\_Pm4](https://www.youtube.com/watch?v=0j4aMb4_Pm4)

# Lawn mower 120 ATV PRO

PROFESSIONAL SERIES



## Front-mounted lawn mower.

The Rammy is in front of the ATV, so the visibility and handling is great. Cutting height adjustment 2-10 cm with front wheels and rear roller. Even higher with a winch, up to 40 cm



## Lightweight and compact.

Rammy is lifted with the ATV's winch. Rammy is attached to the ATV with two locking pins, to the centre mounting kit, like the snow plate (center mounting kit, behind the front axle underneath the ATV).



## Briggs&Stratton engine.

B&S 344 cm3 engine and the maintenance-free transmission make the mower an efficient and reliable machine.



## Blades for many uses.

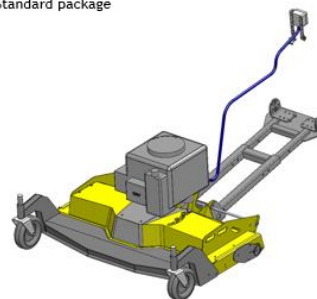
6/12 horizontally rotating blades 4000 rpm. Hinged to fold when an obstacle comes in, which reduces blade wear and damage. Mow grass and hay.



## More possibilities with the side shift kit.

Mower is fitted with a sideshift kit (included), the mower can be moved 32 cm left or right.

Standard package



## Ready-to-use package.

Mower with blades, adjustable accessory frame, remote control. Every unit has been test-driven and inspected. Engine has oil ready in.

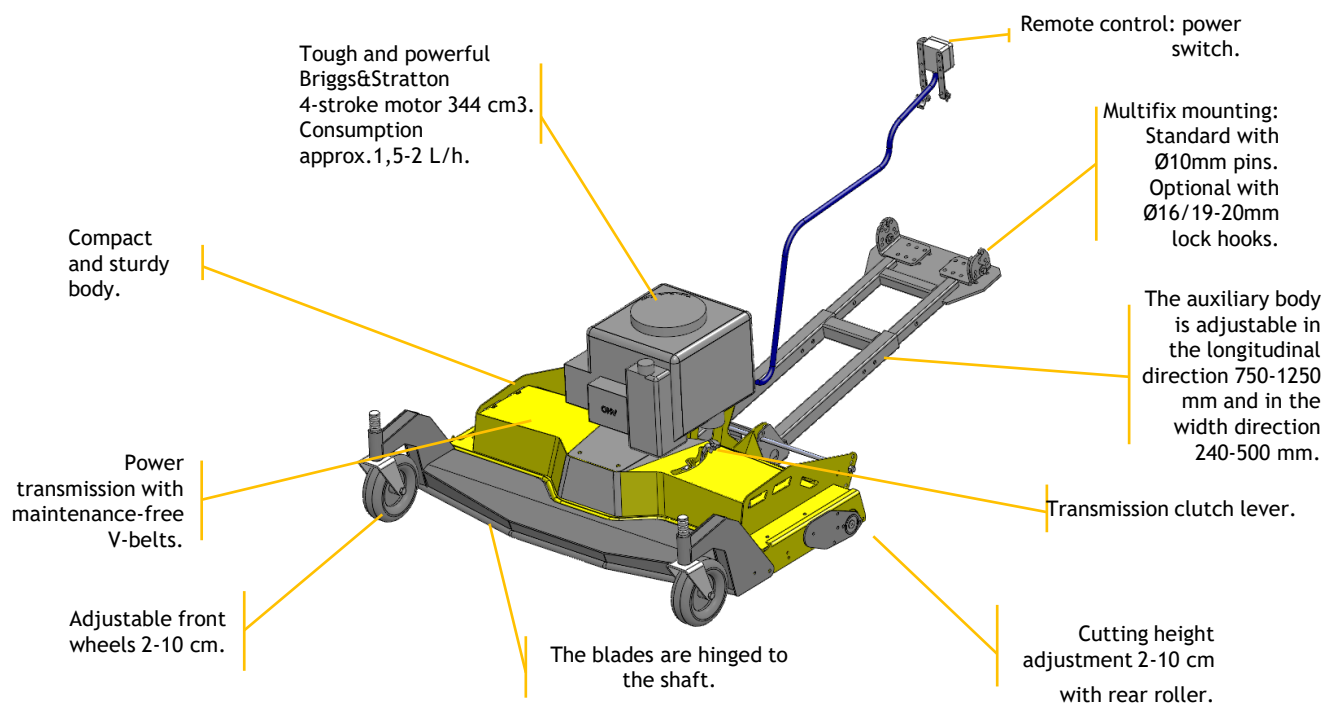




VIDEO: [https://www.youtube.com/watch?v=0j4aMb4\\_Pm4](https://www.youtube.com/watch?v=0j4aMb4_Pm4)

# Lawn mower 120 ATV PRO

PROFESSIONAL SERIES



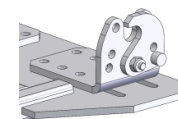
The mower can swing according to the terrain. The rod is in an oval hole. In the picture, the mower is in the up position.

With the side shift kit, the mower can be moved from the center to both sides by 32 cm. Standard equipment.



## Optional accessories:

**Lock hook mounting**  
Arctic-Cat, Can-Am, Polaris ja Click&Go  
Ø16/19/20 mm for pin







VIDEO: [https://www.youtube.com/watch?v=we0w\\_n143JE](https://www.youtube.com/watch?v=we0w_n143JE)

# Brush cutter 120 ATV PRO

PROFESSIONAL SERIES



## Technical data

**Brush cutter 120 ATV PRO** is agile and powerful clearing saw for ATVs. It cuts grass, hay, willow bushes and even trees up to width of 10 cm! Thanks to it's protective roll, clearing saw can be driven against the ground. Roll keeps blades in safety from unwanted obstacles.

It is possible to move the cutter 32cm left or right, if it is fitted with SIDE SHIFT KIT (included in standard package).

The Brush cutter can be turned into a Lawn mower with Lawn mower kit (optional, 74131290).

With the adjustable frame, this Brush cutter is suitable for all 4x4 ATV-s. If the [CENTER MOUNTING KIT](#) is on the bottom of your ATV, Rammy can be used with existing fasteners.

Can also be attached with a [LOCK HOOK 16-19-20 mm](#). (optional).

Width	1,2 m. Cutting width 1,15 m.
Length	0,7 m
Weight	Brush cutter 90 kg Auxiliary device frame 25 kg
Cutting/working principle	6 pieces of blades, rotating horizontally 4000 r/min. Hinged to fold, reduces wear and damage if hitting on small obstacles.
Cutting height	Adjustable from 2 to 7 cm with lower roller. On the winch 7-30 cm (depends on the front suspension and ground clearance of the ATV)
Engine	Briggs&Stratton Series 3 Intek 344 cm3. Torque 25 Nm. Fueltank 2,7 L.
Start	Easy pull start
Consumption	1,5...2 L/h
Attachment on ATV	Mount brackets with holes on dozer blade on ATV, hole Ø10mm adjustable width of mount bracket 240-500mm (outer dimension) and the adjustable length is 750-1250mm.
Lift/decline	Winch of ATV
Remote control	On-Off
Standard equipment	<ul style="list-style-type: none"><li>- Adjustable accessory frame and side shift kit</li><li>- Adjustable roller</li><li>- Remote control</li><li>- Sharp hardened blades</li><li>- Perimeter protection on front</li><li>- Protection buffer (pivoting)</li></ul>
Optional equipment	<ul style="list-style-type: none"><li>- Side shift kit</li><li>- Lock hooks 16...19-20 mm</li></ul>
Capacity	0-10 cm trees Hay, grass, willow, bush. Work speed round 5 km/h
Warranty	2 years





VIDEO: [https://www.youtube.com/watch?v=we0w\\_n143JE](https://www.youtube.com/watch?v=we0w_n143JE)

# Brush cutter 120 ATV PRO

PROFESSIONAL SERIES



## Front mounted cutter.

The Rammy is positioned in front of the ATV, so visibility and manoeuvrability are excellent. Cutting height adjustable from 2 to 7 cm with lower roller. With the winch 7-30 cm.



## Lightweight and compact.

Rammy is lifted with the ATV's winch. Rammy is attached to the ATV with two locking pins, to the centre mounting kit, like the snow plate (center mounting kit, behind the front axle underneath the ATV).



## Briggs&Stratton engine.

B&S 344 cm<sup>3</sup> engine and the maintenance-free transmission make the cutter an efficient and reliable machine.



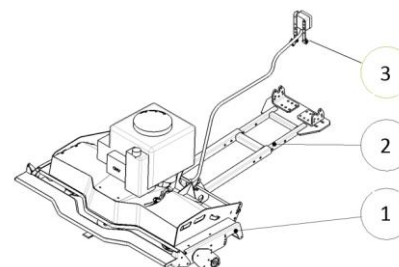
## Blades for multiple use.

6 pieces of blades, rotating horizontally 4000 r/min. Hinged to fold, reduces wear and damage if hitting on small obstacles.



## More possibilities with the side shift kit.

Cutter is fitted with a sideshift kit (included), the cutter can be moved 32 cm left or right.



## Ready-to-use package.

1. cutter with blades, 2. adjustable accessory frame, 3. remote control. Every unit has been test-driven and inspected. Engine has oil ready in.



VIDEO: [https://www.youtube.com/watch?v=we0w\\_n143JE](https://www.youtube.com/watch?v=we0w_n143JE)

# Brush cutter 120 ATV PRO

PROFESSIONAL SERIES



Tough and powerful  
Briggs&Stratton  
4-stroke motor 344 cm<sup>3</sup>.  
Consumption approx. 1,5-2  
L/h.

Compact  
and sturdy  
body.

Power  
transmission with  
maintenance-free  
V-belts.

Swivel front  
guard.

The blades are hinged to  
the shaft.

Remote control:  
power switch.


Multifix mounting:  
Standard with  
Ø10mm pins.  
Optional with  
Ø16/19-20 mm  
lock hooks.

The auxiliary body  
adjusts in the  
longitudinal  
direction from  
750 to 1250 mm  
and in the width  
direction from  
240 to 500 mm.

Transmission clutch lever

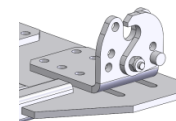
The roller prevents the  
blades from hitting the  
ground. Cutting height  
adjustment  
2-7cm.

Side shift kit: can  
be moved 32cm to  
left or right.  
Included as  
standard.



## Optional accessories:

Lock hook mounting  
Arctic-Cat, Can-Am,  
Polaris ja Click&Go  
Ø16/19/20 mm for pin





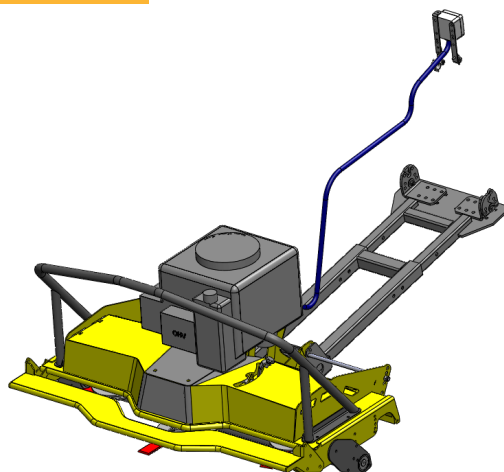
# Rammy Brush cutter (BC) 74130837

Cut grass, hay, willows and trees up to 10 cm. The cut is rougher than with a lawn mower. Always includes a side shift kit.

Same frame, engine and transmission. Front guards and blades are different. One machine, two solutions

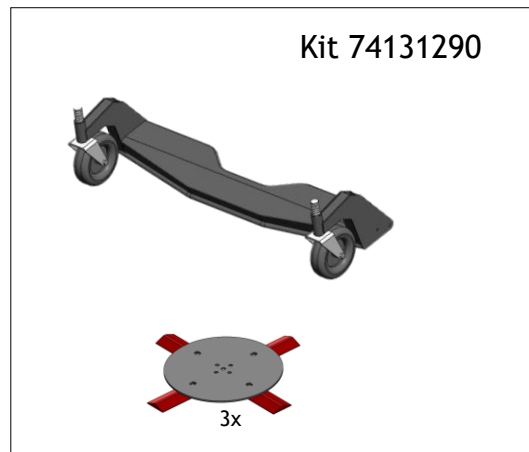
# Rammy Lawn Mower (LM) 74131182

Lawn and hay mowing. Cuts evenly and finished. Always includes a side shift kit

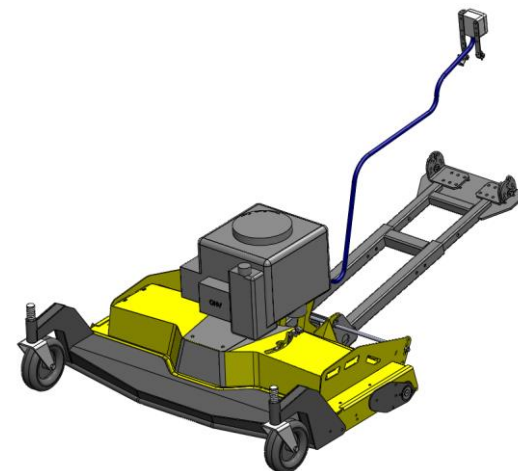


Rammy Brush cutter

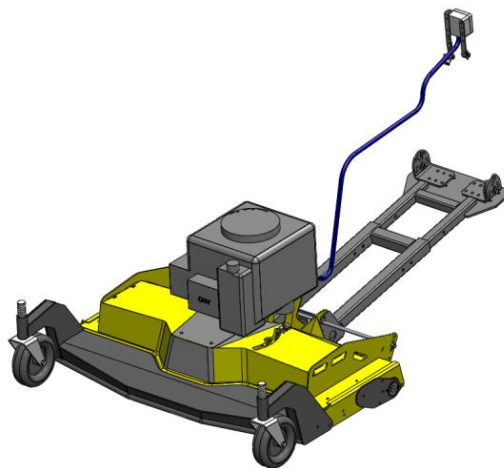
+



=

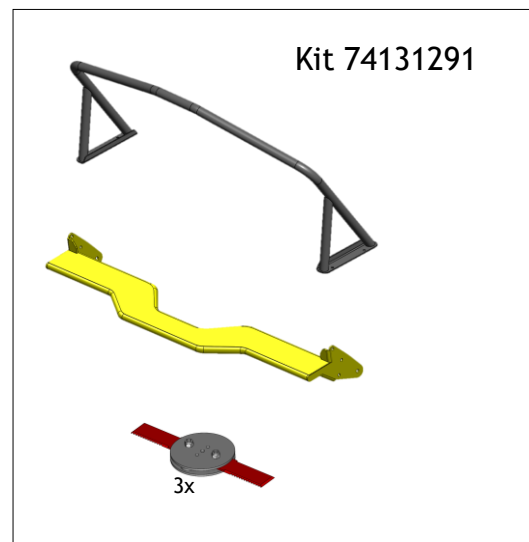


Rammy Lawn Mower

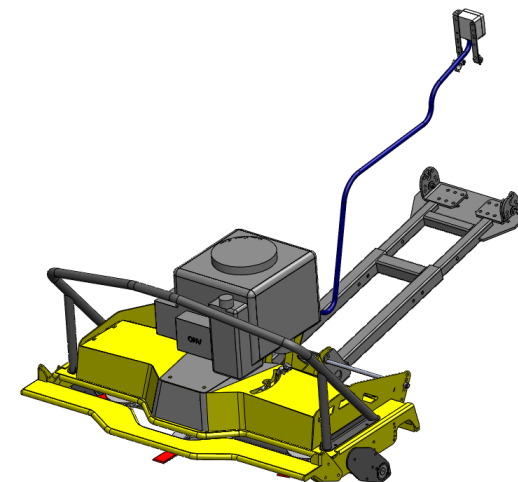


Rammy Lawn Mower

+



=



Rammy Brush cutter





VIDEO: [https://www.youtube.com/watch?v=qUI4TZR2dls&feature=emb\\_logo](https://www.youtube.com/watch?v=qUI4TZR2dls&feature=emb_logo)

# Flail mower 120 ATV

## Flail mower 120 ATV

When a typical lawnmower is not enough!

The **Rammy Flail mower 120 ATV** is an agile mower for cutting hay, meadow grass and small trees. With Rammy's front cutter you can cut grass on lawns, meadows and roadsides, efficiently and effortlessly. The Flail mower has its own engine.

It is possible to move the cutter 37 cm to the left, if it is fitted with a [SIDE SHIFT KIT](#). (optional).

With the adjustable frame, this Flail mower is suitable for almost all 4x4 ATV-s. If the [CENTER MOUNTING KIT](#) is on the bottom of your ATV, Rammy can be used with existing fasteners.

The Flail mower can also be attached with a [LOCK HOOK 16-19-20 mm](#). (optional).



## Technical data

Measure	Width 120 cm Length 79 cm
Cutting width	100 cm
Weight	Mower 95 kg Auxiliary device frame 25 kg.
Engine	Briggs&Stratton 1450. 305 cm3. Power 9 hv
Transmission	The two belts. Neutral position switch
Blades	Y-blades as standard for general use. Optional items hammers the finished cut. The blades give way to rocks, trees, etc. The drum speed 3000 r / min.
Cutting height	2 to 10 cm adjustable tire bicycles. Greater height adjustable winch.
Installation for ATV	The auxiliary device ATV frame mounting kit with two pins.
Lift / decline	ATV winch
Package Contents	Mower, auxiliary device, remote control, mounting plate, owner manual and spare parts manual
Shipping Package	Eur-pallet 80 x 120 x 100 cm. Shipping weight 175 kg.
Warranty	2 year

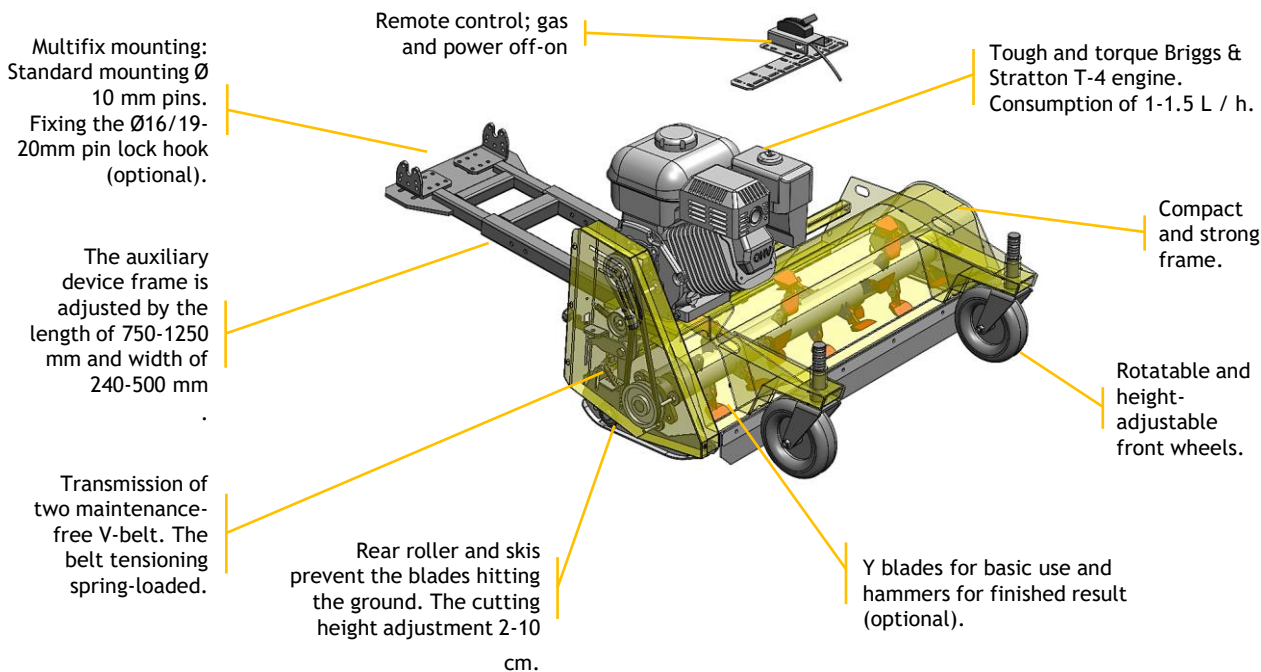


VIDEO: [https://www.youtube.com/watch?v=qUI4TZR2dIs&feature=emb\\_logo](https://www.youtube.com/watch?v=qUI4TZR2dIs&feature=emb_logo)

# Flail mower 120 ATV

## Rammy Flail mower 120 ATV

is an agile mower for cutting hay, meadow grass and small trees. With Rammy's front cutter you can cut grass on lawns, meadows and roadsides, efficiently and effortlessly.



## Optional:



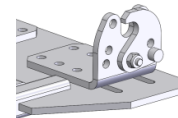
**Side shift kit:** Flail mower can be moved 37cm to left side.



Y-blades standard Hammer blades (optional)



**Lock hook mounting** Arctic-Cat, Can-Am, Polaris ja Click&Go Ø16/19-20 mm for pin





VIDEO: [https://www.youtube.com/watch?v=7nO5gljK1-A&feature=emb\\_logo](https://www.youtube.com/watch?v=7nO5gljK1-A&feature=emb_logo)

## Snowblower 120 ATV EC

Don't let the snow get too high! The Rammy Snowblower 120 ATV is an agile and efficient snowblower for your ATV. With this machine, you can finish all snow works quickly. The snowblower is suitable for small gardens and long driveways. The Rammy ATV snowblower is lightweight and compact, so your ATV manoeuvrability and off-road performance will remain good. The snowblower also works in wet snow. The snowblower has its own engine.

With the adjustable frame, this snowblower is suitable for almost all 4x4 ATV-s. If the [CENTRE INSTALLATION KIT](#) is on the bottom of your ATV, Rammy can be used with existing fasteners.

The snowblower can also be attached with a [LOCK HOOK 16-19-20 mm](#). (optional). Like Can-am, Arctic Cat, Polaris or Click&Go2.



## Technical data (Electric Control, 306 cm<sup>3</sup> engine)

Clearing width	1,18 m
Length	0,5 m
Weight	Snowblower 100 kg Auxiliary device frame 25 kg
Height of loading chute	550 mm
Snow throwing distance	1-10 m
Method of moving/throwing snow	Single-stage double-threaded blower. The impeller uses the MDS (Minimum Distance Space) technique, which provides maximum throwing power. Max rotating speed is 900 r/min. Throwing plate is rigid and flexible rubber that dodge the rocks and other hard objects.
Engine	Briggs&Stratton Snow Series 1450 winter engine. Torque 20 Nm. 306 cm <sup>3</sup> .
Start	Easy pull start Electric start 230 V
Fuel consumption	1...2 L/h
Attachment to ATV	Mount brackets with holes on dozer blade on ATV, hole Ø10mm adjustable width of mount bracket 240-500mm (outer dimension) and the adjustable length is 750-1250mm.
Lift / decline	Winch of ATV
Remote control	Electrical, 3-function, shutdown ON-OFF, turning of discharge chute, control of angle of end of discharge chute
Standard equipment	Accessory frame, Adjustable skis, Remote control, Replaceable and adjustable scraper blade, ice removal tool
Capacity	750 cubic meters / hour. Equivalent to 5km/h of 14 cm of snow at full width.



VIDEO: [https://www.youtube.com/watch?v=diJeRWn3Kmc&feature=emb\\_logo](https://www.youtube.com/watch?v=diJeRWn3Kmc&feature=emb_logo)

## Snowblower 140 ATV EC

Snow removal easily! The Rammy Snowblower 140 ATV is an agile and efficient snowblower for your ATV and side-by-side UTV. With this machine, you can finish all snow works quickly. The Rammy ATV snowblower is compact, so your ATV / UTV manoeuvrability and off-road performance will remain good. The snowblower also works in wet snow. The snowblower has its own engine.

With the adjustable frame, this snowblower is suitable for almost all 4x4 ATV-s. If the [CENTRE INSTALLATION KIT](#) is on the bottom of your ATV, Rammy can be used with existing fasteners.

The snowblower can also be attached with a [LOCK HOOK 16-19-20 mm](#). (optional). Like Can-am, Arctic Cat, Polaris or Click&Go2.



## Technical data (Electric Control, 306 cm<sup>3</sup> engine)

Clearing width	1,4 m
Length	0,65 m
Weight	Snowblower 110 kg Auxiliary device frame 25 kg
Height of loading chute	550 mm
Snow throwing distance	1-10 m
Method of moving/throwing snow	Single-stage double-threaded blower. The impeller uses the MDS (Minimum Distance Space) technique, which provides maximum throwing power. Max rotating speed is 900 r/min. Throwing plate is rigid and flexible rubber that dodge the rocks and other hard objects.
Engine	Briggs&Stratton Snow Series 1450 winter engine. Torque 20 Nm. 306 cm <sup>3</sup> .
Start	Easy pull start Electric start 230 V
Fuel consumption	1...2 L/h
Attachment to ATV	Mount brackets with holes on dozer blade on ATV, hole Ø10mm adjustable width of mount bracket 240-500mm (outer dimension) and the adjustable length is 750-1250mm.
Lift / decline	Winch of ATV
Remote control	Electrical, 3-function, shutdown ON-OFF, turning of discharge chute, control of angle of end of discharge chute
Standard equipment	Accessory frame, Adjustable skis, Remote control, Replaceable and adjustable scraper blade, ice removal tool
Capacity	750 cubic meters / hour. Equivalent to 5km/h of 14 cm of snow at full width.





VIDEO: [https://www.youtube.com/watch?v=7nO5gljK1-A&feature=emb\\_logo](https://www.youtube.com/watch?v=7nO5gljK1-A&feature=emb_logo)

## PROFESSIONAL SERIES



### Snowblower 120 ATV PRO

Lot of power in a compact package! **Rammy Snowblower 120 ATV PRO** is a 120cm wide snowblower from the PROFESSIONAL SERIES with bigger engine 420 cm<sup>3</sup>. The snowblower is suitable for both small gardens and long driveways. The Rammy ATV snowblower is lightweight and compact, so your ATV's or UTV's manoeuvrability and off-road performance will remain good. The snowblower also works in wet snow. The snowblower has bigger 420cm<sup>3</sup> engine with electric start.

With the adjustable frame, this snowblower is suitable for all 4x4 ATV's and UTV's. If the [CENTRE INSTALLATION KIT](#) is on the bottom of your ATV, Rammy can be used with existing fasteners.

The snowblower can also be attached with a [LOCK HOOK 16-19-20 mm.](#) (optional). Like Can-am, Arctic Cat, Polaris or Click&Go2.



### Technical data (Electric control, 420 cm<sup>3</sup> engine)

Clearing width	1,18 m
Length	0,5 m
Weight	Snowblower 110 kg Accessory frame 25 kg
Height of loading chute	550 mm
Snow throwing distance	1-10 m
Method of moving/throwing snow	Single-stage double-threaded blower. The impeller uses the MDS (Minimum Distance Space) technique, which provides maximum throwing power. Throwing plate is rigid and flexible rubber that dodge the rocks and other hard objects.
Engine	Briggs&Stratton Snow Series 2100 winter engine 420 cm <sup>3</sup> . Torque 28,5 Nm.
Start	Easy pull start and electric start 230 V
Fuel consumption	1...2 L/h
Attachment to ATV	Mount brackets with holes on dozer blade on ATV, hole Ø10mm adjustable width of mount bracket 240-500mm (outer dimension) and the adjustable length is 750-1250mm.
Lift/decline	Winch of ATV
Remote control	Electrical, 3-function; shutdown ON-OFF, turning of discharge chute, control of angle of end of discharge chute.
Standard equipment	<ul style="list-style-type: none"><li>- Accessory frame</li><li>- Adjustable skis</li><li>- Remote control</li><li>- Replaceable and adjustable scraper blade</li><li>- Ice removal tool</li></ul>
Kapasiteetti	1100 cubic meters / hour = 5km/h - 20cm of snow at full width.
Warranty	2 years. Engine has own Briggs&Stratton warranty.



VIDEO: [https://www.youtube.com/watch?v=diJeRWn3Kmc&feature=emb\\_logo](https://www.youtube.com/watch?v=diJeRWn3Kmc&feature=emb_logo)

PROFESSIONAL SERIES



## Snowblower 140 ATV PRO

More power! **Rammy Snowblower 140 ATV PRO** is a 140cm wide snowblower from the PROFESSIONAL SERIES with bigger engine 420 cm<sup>3</sup>. The snowblower is suitable for both small gardens and long driveways. The Rammy ATV snowblower is lightweight and compact, so your ATV's or UTV's manoeuvrability and off-road performance will remain good. The snowblower also works in wet snow. The snowblower has bigger 420cm<sup>3</sup> engine with electric start.

With the adjustable frame, this snowblower is suitable for all 4x4 ATV's and UTV's. If the [CENTRE INSTALLATION KIT](#) is on the bottom of your ATV, Rammy can be used with existing fasteners.

The snowblower can also be attached with a [LOCK HOOK 16-19-20 mm.](#) (optional). Like Can-am, Arctic Cat, Polaris or Click&Go2.



## Technical data (Electric control, 420 cm<sup>3</sup> engine)

Clearing width	1,4 m
Length	0,65 m
Weight	Snowblower 120 kg Accessory frame 25 kg
Height of loading chute	550 mm
Snow throwing distance	1-10 m
Method of moving/throwing snow	Single-stage double-threaded blower. The impeller uses the MDS (Minimum Distance Space) technique, which provides maximum throwing power. Throwing plate is rigid and flexible rubber that dodge the rocks and other hard objects.
Engine	Briggs&Stratton Snow Series 2100 winter engine 420 cm <sup>3</sup> . Torque 28,5 Nm.
Start	Easy pull start and electric start 230 V
Fuel consumption	1...2 L/h
Attachment to ATV	Mount brackets with holes on dozer blade on ATV, hole Ø10mm adjustable width of mount bracket 240-500mm (outer dimension) and the adjustable length is 750-1250mm.
Lift/decline	Winch of ATV
Remote control	Electrical, 3-function; shutdown ON-OFF, turning of discharge chute, control of angle of end of discharge chute.
Standard equipment	<ul style="list-style-type: none"><li>- Accessory frame</li><li>- Adjustable skies</li><li>- Remote control</li><li>- Replaceable and adjustable scraper blade</li><li>- Ice removal tool</li></ul>
Capacity	1100 cubic meters / hour = 5km/h - 17cm of snow at full width.
Warranty	2 years. Engine has own Briggs&Stratton warranty.



VIDEO: <https://www.youtube.com/watch?v= 7IAi2KZANo>

**New  
model!**

## Snowblower 155 UTV

Work comfortably! **Rammy Snowblower 155 UTV** is a 155 cm wide snowblower with a 306 cm<sup>3</sup> engine. The snowblower is suitable for both small yards and a long paths. Rammy snowblower is compact, so the agility and off-road capability of your ATV or UTV will remain good. Works also in wet snow.

With the adjustable accessory frame, this snowblower is suitable for almost all 4x4 ATVs and UTVs. If the [CENTRE INSTALLATION KIT](#) is on the bottom of your ATV, Rammy can be used with existing fasteners.

The snowblower can also be attached with a [LOCK HOOK 16-19-20 mm](#). (optional). Like Can-am, Arctic Cat, Polaris or Click&Go2.



## Technical data (Electric Control, 306 cm<sup>3</sup> engine)

Clearing width	1,55 m
Length	0,7 m
Weight	Snowblower 115 kg Accessory frame 25 kg
Height of loading chute	550 mm
Snow throwing distance	1-10 m
Method of moving/throwing snow	Single-stage double-threaded blower. The impeller uses the MDS (Minimum Distance Space) technique, which provides maximum throwing power. Throwing plate is rigid and flexible rubber that dodge the rocks and other hard objects.
Engine	Briggs&Stratton Snow Series 1450 winter engine. Torque 20 Nm. 306 cm <sup>3</sup> .
Start	Easy pull start and electric start 230 V
Fuel consumption	1...2 L/h
Attachment to ATV	Mount brackets with holes on dozer blade on ATV, hole Ø10mm adjustable width of mount bracket 240-500mm (outer dimension) and the adjustable length is 750-1250mm.
Lift/decline	Winch of ATV
Remote control	Electrical, 3-function; shutdown ON-OFF, turning of discharge chute, control of angle of end of discharge chute.
Standard equipment	<ul style="list-style-type: none"> <li>- Accessory frame</li> <li>- Adjustable skies</li> <li>- Remote control</li> <li>- Replaceable and adjustable scraper blade</li> <li>- Ice removal tool</li> </ul>
Capacity	750 cubic meters / hour. Equivalent to 5km/h of 11 cm of snow at full width.
Warranty	2 years



VIDEO: <https://www.youtube.com/watch?v=sCrwLYqLvE>

New  
model!

PROFESSIONAL SERIES

## Snowblower 155 UTV PRO

Comfort and power! **Rammy Snowblower 155 UTV PRO** is a 155 cm wide snowblower from the PROFESSIONAL series with a larger 420 cm<sup>3</sup> motor. The snowblower is suitable for both small yards and a long paths. Rammy snowblower is compact, so the agility and off-road capability of your ATV or UTV will remain good. Works also in wet snow.

With the adjustable accessory frame, this snowblower is suitable for almost all 4x4 ATVs and UTVs. If the [CENTRE INSTALLATION KIT](#) is on the bottom of your ATV, Rammy can be used with existing fasteners.

The snowblower can also be attached with a [LOCK HOOK 16-19-20 mm](#). (optional). Like Can-am, Arctic Cat, Polaris or Click&Go2.



## Technical data (Electric Control, 420 cm<sup>3</sup> engine)

Clearing width	1,55 m
Length	0,7 m
Weight	Snowblower 125 kg Accessory frame 25 kg
Height of loading chute	550 mm
Snow throwing distance	1-10 m
Method of moving/throwing snow	Single-stage double-threaded blower. The impeller uses the MDS (Minimum Distance Space) technique, which provides maximum throwing power. Throwing plate is rigid and flexible rubber that dodge the rocks and other hard objects.
Engine	Briggs&Stratton Snow Series 2100 winter engine. Torque 28,5 Nm. 420 cm <sup>3</sup> .
Start	Easy pull start and electric start 230 V
Fuel consumption	1...2 L/h
Attachment to ATV	Mount brackets with holes on dozer blade on ATV, hole Ø10mm adjustable width of mount bracket 240-500mm (outer dimension) and the adjustable length is 750-1250mm.
Lift/decline	Winch of ATV
Remote control	Electrical, 3-function; shutdown ON-OFF, turning of discharge chute, control of angle of end of discharge chute.
Standard equipment	<ul style="list-style-type: none"> <li>- Accessory frame</li> <li>- Adjustable skies</li> <li>- Remote control</li> <li>- Replaceable and adjustable scraper blade</li> <li>- Ice removal tool</li> </ul>
Capacity	1100 cubic meters / hour. Equivalent to 5km/h of 15 cm of snow at full width.
Warranty	2 years





VIDEO: [https://www.youtube.com/watch?v=7nO5gljK1-A&feature=emb\\_logo](https://www.youtube.com/watch?v=7nO5gljK1-A&feature=emb_logo)

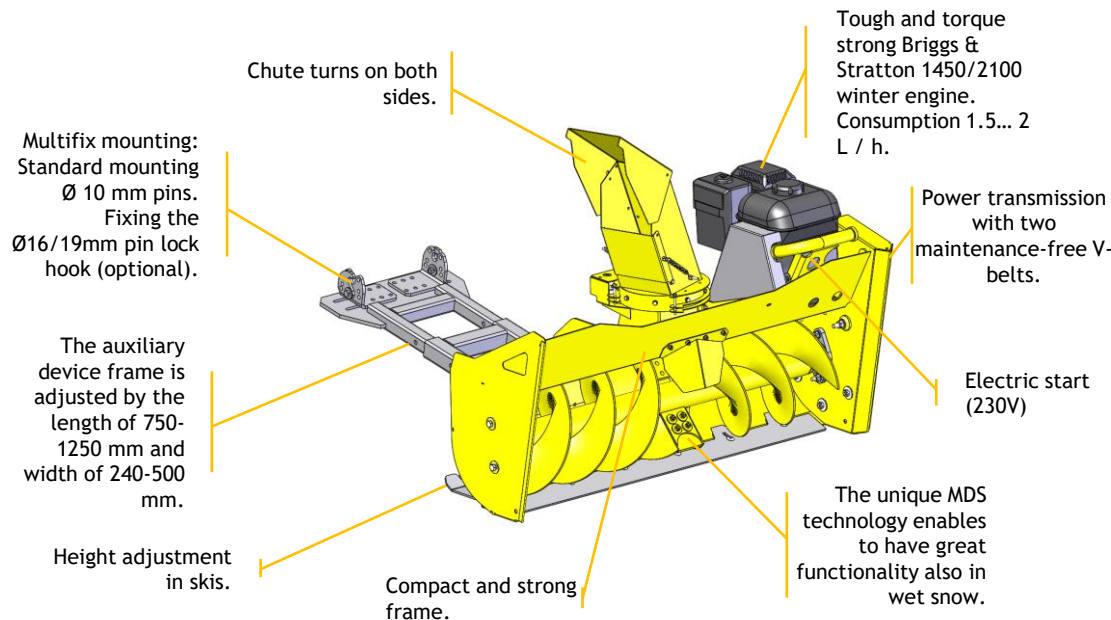
# Snowblower 120/140/155 ATV/UTV EC / PRO

## Rammy Snowblower

120/140/155 ATV/UTV /PRO is an agile and efficient snowblower for ATVs. The snow thrower is suitable for small yards as well as long yards. New, more powerful engines at 306cc / 420cc with electric controls.



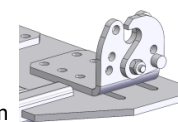
Electric start 230 V and electric remote control as standard.



Engine <u>EC-</u> <u>model</u>	Briggs&Stratt on 1450 SnowSeries	Engine <u>PRO-</u> <u>model</u>	Briggs&Stratt on 2100 SnowSeries
Size	306 cm <sup>3</sup>	Size	420 cm <sup>3</sup>
Torque	20 Nm	Torque	28,5 Nm
Fuel tank	3,0 L	Fuel tank	3,0 L
Start	Pull / electric (230V)	Start	Pull / electric (230V)

## Optional:

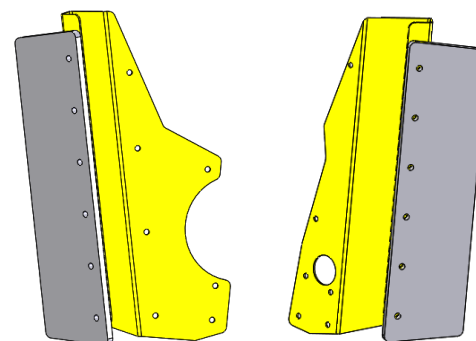
Lock hook mounting  
Arctic-Cat, Can-Am,  
Polaris ja Click&Go  
Ø16/19-20 mm for pin



## Snowblower 140 ATV (120 ATV + wings & rubbers)



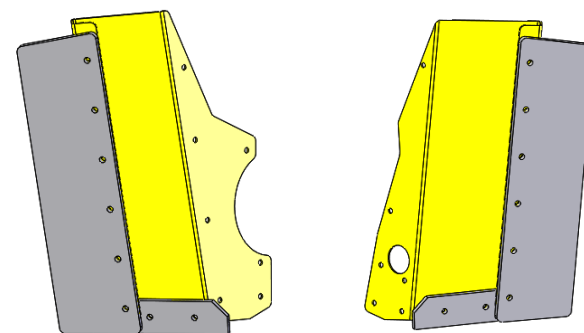
Honda TRX500, 2018 with standard suspension.



140 cm width, wings & rubbers, pair




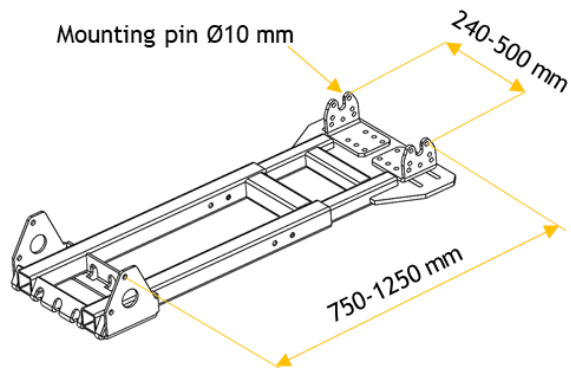
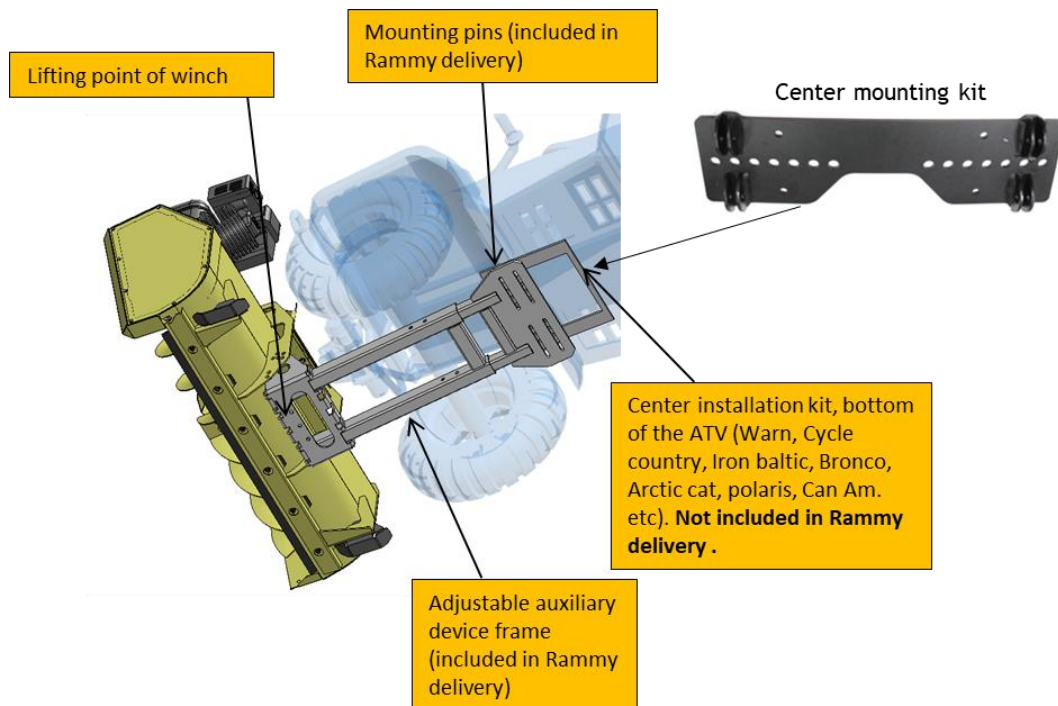
## Snowblower 155 UTV PRO (120 ATV + wings & rubbers)



155 cm width, wings & rubbers, pair

Polaris Ranger 570, 2021 with standard suspension.

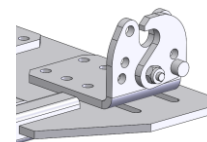
## Mounting on ATV & UTV



The Rammy is positioned as close as possible to the ATV. The front suspension of the ATV will usually weigh down by 3 - 7 cm when the Rammy is lifted to the top position. Pressure is added to the front tyres, and the front suspension is positioned in a more rigid position, which results in a higher ground clearance. If necessary, a counterweight bag could be placed on the rear rack, for example.

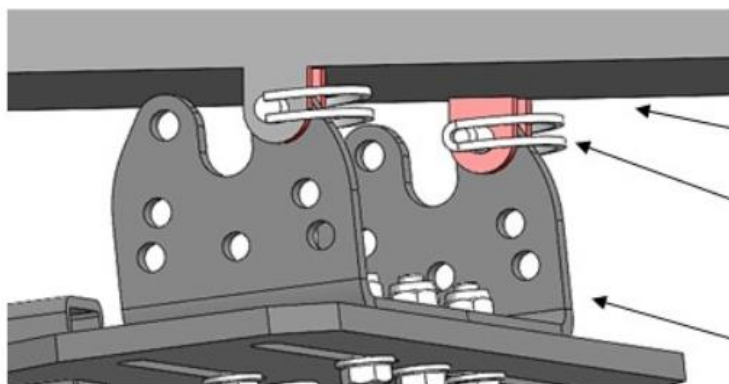


The possibility of Can-Am, Arctic Cat, Click&Go and Polaris mounting  $\varnothing 16/19-20$ mm pin lock hook (optional).



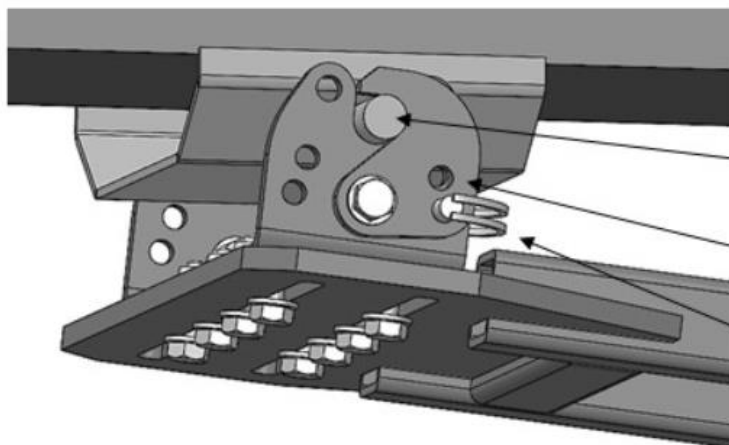


## Mounting on ATV & UTV



### Standard

- Center mounting kit  
ATV model specified, not included rammy packages
- Ø10 mm pin  
included rammy packages
- Adjustable auxiliary device frame  
included rammy packages



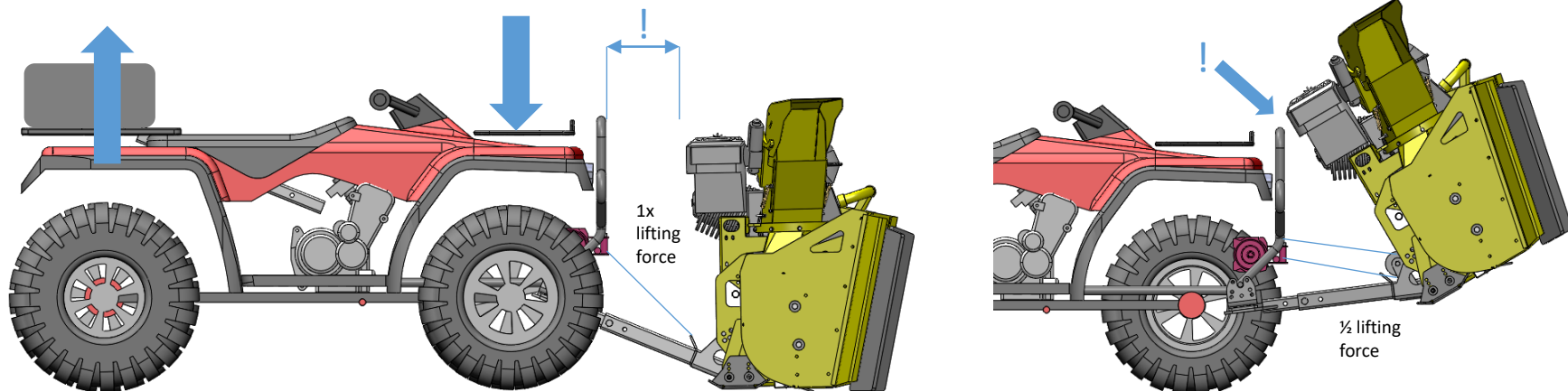
### Lock hook (optional)

- Center mounting kit Ø16-19 mm fix pin  
ATV model specified, not included rammy packages
- Ø16mm Lock hook: Ø10 mm pin position
- Ø19mm Lock hook: Ø10 mm pin position

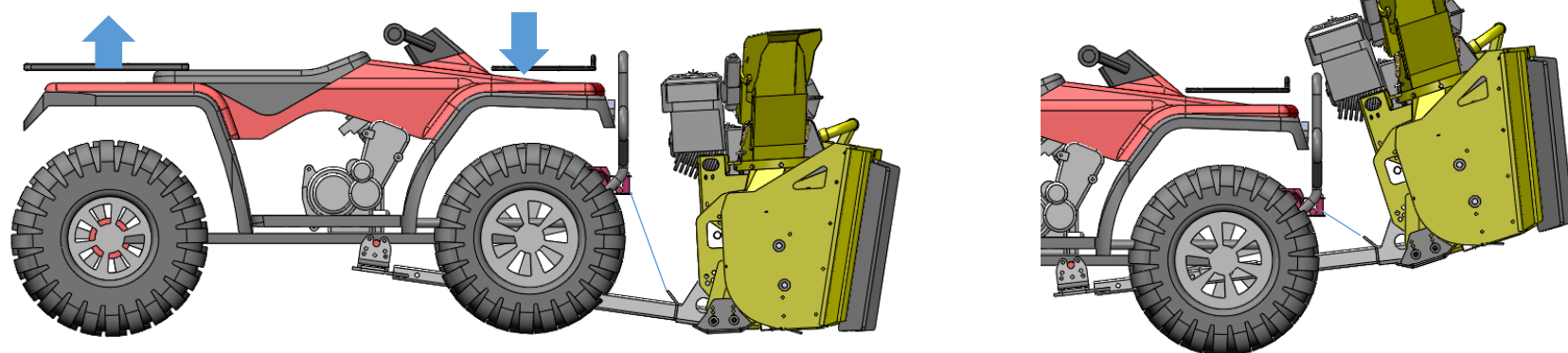


## Adjustable accessory frame with front mounting

**Front mounting is recommended only for UTV.** Front mounting on an ATV is not recommended. Using on UTV (side by side) it is more useful and easier due to the larger weight and length of UTV. The front mount is suitable for Snowblower and Flail mower. To use front mounting, you need adjustable accessory frame 1-pipe (74131234) **Not suitable for Brush cutter or Lawn mower.**



**Front mounting.** Installation is easier. Disadvantages: **1.** Rammy is further away from the ATV, the use is more clumsy. **2.** The engine can hit on the ATV. **3.** The weight of the Rammy lightens the stern more, the runnability and grip deteriorate. **4.** There is no mechanical topper in the upper position, so the winch must be used with care or a stop must be made on the winch. **5.** The lifting force requirement of the winch is approx. 3x higher than with the center mounting. A pulley may be necessary (see next pages).

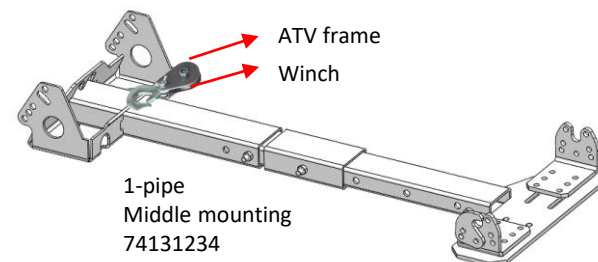
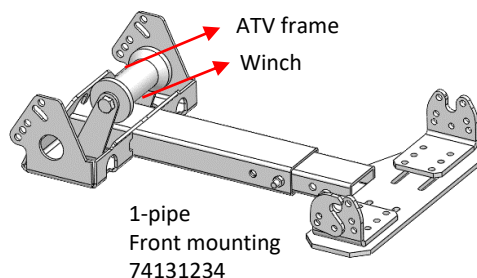
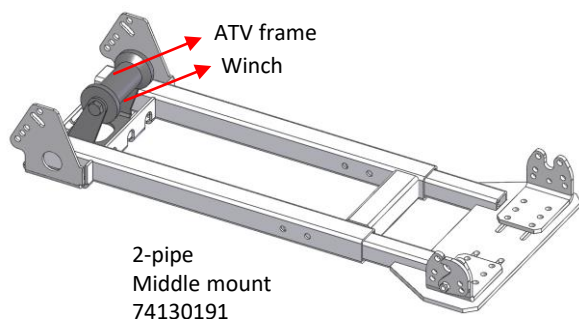


**Traditional center mounting.** Rammy is closer to the ATV. The weight of the Rammy lightens the stern less. Use is more agile. Rammy can be lifted against a mechanical topper (the adjustable accessory frame hits on ATV's frame). Mounting time is a bit longer than in front mounting.

## Adjustable accessory frame and 2x lifting

If the hoist power is insufficient in case of a simple lifting operation or splitting of the hoist speed is required, the auxiliary unit frame can be equipped with a double lift by means of a pulley. There are two different pulleys, for line and for rope. The pulleys are available as accessories.

2-pipe frame comes in standard. If you want 1-pipe frame (for front mounting) and need pulleys, let us or the dealer know when ordering. The price of both is the same (2-pipe center-mounted or 1-pipe front-mounted).



74131281




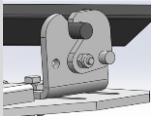
**Pulley for strap (max. width 90 mm).**



74131282

**Pulley for rope (max. Ø6 mm).**

## Optional accessories

	Name	Code	Quantity
	Cover Snowblower 120 Flail mower 120 Brush cutter 120	74131264	1
	Pulley for strap 2x lift	74131281	1
	Pulley for rope 2x lift	74131282	1
	Lock hooks Ø16/19-20mm	74130298	1 pair





## Service

RAMMY product deliveries include a user manual and spare parts catalogue, as well as maintenance instructions. Authorised dealers are in charge of spare parts sales, maintenance works and warranty repairs for RAMMY products.

Always contact Briggs & Stratton directly for service. We do not take care of the engine warranty. Briggs & Stratton always takes care of the engine.

[https://www.briggsandstratton.com/eu/en\\_gb/support/dealer-locator.html](https://www.briggsandstratton.com/eu/en_gb/support/dealer-locator.html)

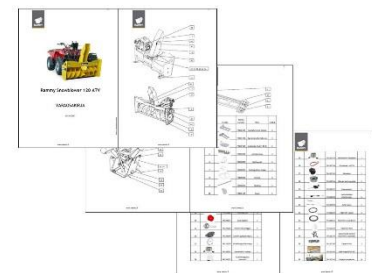
## Sales

RAMMY products are sold by authorised dealers, shown at <https://rammy.fi/en/rammy-dealers/> .

RAMMY products are also sold directly from the factory. Rammy does not compete with its own dealers.

## Delivery

The products are freighted according to a contract of carriage made between RAMMY Oy and DB SCHENKER. The dealer can also take care of the delivery on their own. Rammy products are delivered in EUR pallet containers, measured 80x120x100cm. The weight of the delivery package is 175 kg.





## Rammy Oy / Ltd.

Rammy is a Finnish family company, specialised in finding solutions in delightfully new ways. The company develops, manufactures and sells user-friendly ATV accessories. The most important aspect for us is a satisfied customer who can benefit a lot from their ATV with Rammy products.

The company has the best, AAA credit rating, and is in the lowest risk group.

### Email.

[rammy@rammy.fi](mailto:rammy@rammy.fi)

Tel. + 358 10 212 7272

Business id: 2550304-2

Address:  
Rammy Oy  
Tietäjantie 3  
70900 Toivala  
FINLAND



### ATV accessories in frontline.

Rammy is a Finnish manufacturer of front-mounted ATV accessories.

As a pioneer, we have passionately developed and tested our products to be the best in the world. Quality and functionality are top notch!

We create something new. We do not copy.



Our new plant was commissioned 11/2018 in Toivala, FINLAND.