









TIGHTENING TORQUES



1. General use screws, bolts and nuts

Indica- tion on top of bolt	 4 No-grade or 4T						 7 7T						 9 9T			
Indica- tion on top of nut	  No-grade or 4T												   6T			
Material of oppo- nent part	Ordinariness			Aluminum			Ordinariness			Aluminum			Ordinariness			
	Unit	N · m	kgf · m	lbf · ft	N · m	kgf · m	lbf · ft	N · m	kgf · m	lbf · ft	N · m	kgf · m	lbf · ft	N · m	kgf · m	lbf · ft
	M6	7.9 to 9.3	0.80 to 0.95	5.8 to 6.8	7.9 to 8.8	0.80 to 0.90	5.8 to 6.5	9.81 to 11.2	1.00 to 1.15	7.24 to 8.31	7.9 to 8.8	0.80 to 0.90	5.8 to 6.5	12.3 to 14.2	1.25 to 1.45	9.05 to 10.4
	M8	18 to 20	1.8 to 2.1	13 to 15	17 to 19	1.7 to 2.0	13 to 14	24 to 27	2.4 to 2.8	18 to 20	18 to 20	1.8 to 2.1	13 to 15	30 to 34	3.0 to 3.5	22 to 25
	M10	40 to 45	4.0 to 4.6	29 to 33	32 to 34	3.2 to 3.5	24 to 25	48 to 55	4.9 to 5.7	36 to 41	40 to 44	4.0 to 4.5	29 to 32	61 to 70	6.2 to 7.2	45 to 52
	M12	63 to 72	6.4 to 7.4	47 to 53	—	—	—	78 to 90	7.9 to 9.2	58 to 66	63 to 72	6.4 to 7.4	47 to 53	103 to 117	10.5 to 12.0	76.0 to 86.7
	M14	108 to 125	11.0 to 12.8	79.6 to 92.5	—	—	—	124 to 147	12.6 to 15.0	91.2 to 108	—	—	—	167 to 196	17.0 to 20.0	123 to 144
	M16	167 to 191	17.0 to 19.5	123 to 141	—	—	—	197 to 225	20.0 to 23.0	145 to 166	—	—	—	260 to 304	26.5 to 31.0	192 to 224
	M18	246 to 284	25.0 to 29.0	181 to 209	—	—	—	275 to 318	28.0 to 32.5	203 to 235	—	—	—	344 to 402	35.0 to 41.0	254 to 296
M20	334 to 392	34.0 to 40.0	246 to 289	—	—	—	368 to 431	37.5 to 44.0	272 to 318	—	—	—	491 to 568	50.0 to 58.0	362 to 419	



2. Stud bolts

Material of oppo- nent part	Ordinariness			Aluminum		
Unit	N · m	kgf · m	lbf · ft	N · m	kgf · m	lbf · ft
M8	12 to 15	1.2 to 1.6	8.7 to 11	8.9 to 11	0.90 to 1.2	6.5 to 8.6
M10	25 to 31	2.5 to 3.2	18 to 23	20 to 25	2.0 to 2.6	15 to 18
M12	30 to 49	3.0 to 5.0	22 to 36	31	3.2	23
M14	62 to 73	6.3 to 7.5	46 to 54	—	—	—
M16	98.1 to 112	10.0 to 11.5	72.4 to 83.1	—	—	—
M18	172 to 201	17.5 to 20.5	127 to 148	—	—	—

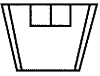
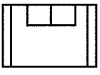
3. Metric screws, bolts and nuts

Grade	 Property class 8.8			 Property class 10.9		
Unit	N · m	kgf · m	lbf · ft	N · m	kgf · m	lbf · ft
M8	24 to 27	2.4 to 2.8	18 to 20	30 to 34	3.0 to 3.5	22 to 25
M10	48 to 55	4.9 to 5.7	36 to 41	61 to 70	6.2 to 7.2	45 to 52
M12	78 to 90	7.9 to 9.2	58 to 66	103 to 117	10.5 to 12.0	76.0 to 86.7
M14	124 to 147	12.6 to 15.0	91.2 to 108	167 to 196	17.0 to 20.0	123 to 144
M16	197 to 225	20.0 to 23.0	145 to 166	260 to 304	26.5 to 31.0	192 to 224

4. American standard screws, bolts and nuts with UNC or UNF threads

Grade	 SAE GR.5			 SAE GR.8		
Unit	N · m	kgf · m	lbf · ft	N · m	kgf · m	lbf · ft
1/4	11.7 to 15.7	1.20 to 1.60	8.63 to 11.5	16.3 to 19.7	1.67 to 2.00	12.0 to 14.6
5/16	23.1 to 27.7	2.36 to 2.82	17.0 to 20.5	33 to 39	3.4 to 3.9	25 to 28
3/8	48 to 56	4.9 to 5.7	36 to 41	61 to 73	6.3 to 7.4	45 to 53
1/2	110 to 130	11.3 to 13.2	81.2 to 95.8	150 to 178	15.3 to 18.1	111 to 131
9/16	150 to 178	15.3 to 18.1	111 to 131	217 to 260	22.2 to 26.5	160 to 191
5/8	204 to 244	20.8 to 24.8	151 to 179	299 to 357	30.5 to 36.4	221 to 263

5. Plugs

Shape	Size	Material of opponent part					
		Ordinariness			Aluminum		
		N · m	kgf · m	lbf · ft	N · m	kgf · m	lbf · ft
Tapered screw 	R1/8	13 to 21	1.3 to 2.2	9.4 to 15	13 to 19	1.3 to 2.0	9.4 to 14
	R1/4	25 to 44	2.5 to 4.5	18 to 32	25 to 34	2.5 to 3.5	18 to 25
	R3/8	49 to 88	5.0 to 9.0	37 to 65	49 to 58	5.0 to 6.0	37 to 43
	R1/2	58.9 to 107	6.00 to 11.0	43.4 to 79.5	59 to 78	6.0 to 8.0	44 to 57
Straight screw 	G1/4	25 to 34	2.5 to 3.5	18 to 25	—	—	—
	G3/8	62 to 82	6.3 to 8.4	46 to 60	—	—	—
	G1/2	49 to 88	5.0 to 9.0	37 to 65	—	—	—