

Aftermarket Parts Catalog

Little Miami Trading Company is not affiliated with John Deere® or Yanmar®
Prices subject to change without notice-Please call or email for current prices

Payment: We accept Visa and MasterCard or pre-payment by check. If you need other arrangements please contact us.

Freight policy: Title to the product and risk of loss transfers to the customer upon shipment from our warehouse. Claims for product damages or lost in transit are the responsibility of the buyer and should be filed with the carrier immediately.

Returned goods: All returns must be authorized by LMTC and must be in good condition. An RGA number will be issued for any cores or other parts to be returned. Used or installed parts will not be accepted. Parts and cores must be returned within 30 days of purchase and must be returned with freight PREPAID. Returned goods are subject to 20% restocking charge. Returns, including cores, must be completely assembled. Cores must be in condition to be rebuilt. Electrical parts may be returned for exchange only.

Email is our preferred order method, primarily because we can work on orders after hours from email that we print out. It is the simplest way to avoid communication error. You can send it when you are available and we can read it when we are available. Late day (sometimes including evening) email orders will often be processed that evening for shipping the next business day. Price inquiries or other questions sent by email will normally be answered within 24 hours on business days.

Fax orders will be processed in a manner similar to email orders. If absolutely necessary to send a handwritten fax, please make sure it is legible and contains a contact name and phone number.

Phone orders are always welcome, but email never gets a busy signal. We may ask for a fax or email for confirmation of large telephone orders.

This parts catalog is offered by Little Miami Trading Company. We have been involved in the business of importing used tractors from Japan, repairing/processing them here in the U. S., and reselling them for 15+ years. This parts catalog has been developed in conjunction with these ventures over the last ten years, initially to source parts for the Yanmar tractors we sell. These parts come from varied suppliers who have proven their quality and consistency over time. If a part or supplier proves to be unacceptable, we find another. The majority of these parts have been tested over time and used on hundreds (and more) of Yanmar and JD tractors. We stand behind these parts. If you have a problem with one of our parts that you believe is due to quality, let us know; we want to take care of it.

Little Miami Trading Company
8581 Bindley Mounts Rd Blanchester, OH 45107
513-877-3000 efax 1-786-358-8629 LMTC@tds.net
www.LMTCompany.com or www.OhioTractors.com

NOTE: OEM part numbers are for reference and match-up only. The parts in this catalog are not OEM parts, and the part numbers we use for pricing and invoicing will reflect this.

Table of contents

Other Tractors - Iseki & Kubota-----	3
Yanmar	
Electrical -----	4
Engine & Cooling -----	12
Thermostart Plug -----	50
Front Axle & Steering -----	55
Transmission & PTO -----	98
Rear Axle & Brakes-----	123
Body & Seats -----	144
3 Point Parts -----	157
Tiller -----	167
Bearings & Seals -----	172
Miscellaneous -----	178

See our JD-specific catalog (LMTC JD Catalog 2010-Index-Prices.pdf) for easiest selection of parts to fit John Deere ® compact tractors.

Little Miami Trading Company (LMTC) is an independent distributor of new and used agricultural equipment, implements, and parts. LMTC has no affiliation with Deere and Company of Moline, Illinois, Yanmar America Corporation of Adairsville, Georgia, or Yanmar Co., Ltd. of Osaka, Japan.

John Deere® is the registered trademark of Deere and Company of Moline, Illinois
Yanmar ® is the registered trademark of Yanmar Co., Ltd of Osaka, Japan

Parts for Iseki

FF-3262 Fuel filter TS1610, TS1910
Repl. 1415-102-0110-0

Parts for Kubota

SC-1550 Steering column L1500, L1501, L1511,
L1801, L1802, L2000, L2001, L2002, L2010,
L2201, L2202, L2210 Repl. 34150-16200
(bearings not included)

SB-750 Steering column bearing **(B)**
Repl. 34150-16220

26x38x7TC Steering box horizontal shaft seal L1500,
L2000 Repl. 09500-26387

AS-1610 Rear axle seal L1500, L2000
Repl. 34150-27560

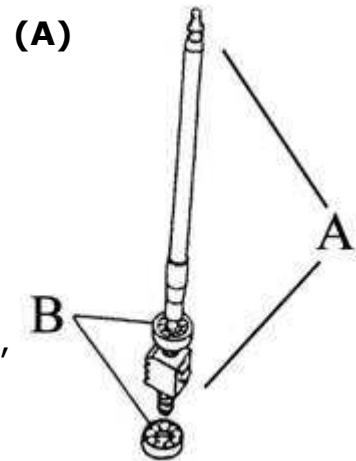
GP-778 Glow plug L175, L185, L225, L245, L285, L295,
L305, L345, L1500, L1501, L1801, L2000, L2200,
L2201, L2600, L2601, L3001, M4000, M4500
Repl. 15221-65513 & 15221-65954

FF-3507 Fuel filter L235, L275, L2250DT & F, L2550DT & F,
L2602, L2802, L2850DT & F, L2900DT & F, L2950DT & F
Repl. 15521-43160

FF-3263 Fuel filter – 3.49" tall
Repl. 16271-43560

AF-2276 Air filter w/fin L2550DT & F, L2550DT & F
Repl. 70000-11081

AF-6270 Air filter w/fin L1500, L2000, L2201, L2050
Repl. 70000-11221



Group 1 - Yanmar

Electrical

Light Bulbs



LB-4151 Head light bulb, 12v, 25w/25w
Repl.194151-55810

LB-4550 Head light bulb, 12v, 35w F18, FX18, F20, FX20, F24, FX24, FX26, FX28, FX32, F37D, FX42, F46D, F255, FX255, FX285, FX305, 2020, 2202, 2220, 2402, 2420, 2620, 2820, 3220, 4220 Repl. 194550-55810



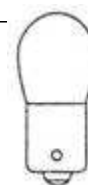
LB-4520 Head light bulb, 12v, 25/25w F14, F15, F16, FX26, FX28, FX175,1602, 1702, 1720, 1802, 1820, 2002
Repl. 194520-55810



LB-4155 Head light bulb, 12v-35/25w, 195, 240, 276, 330, 1500, 1700, 2000, 2001, 2010, 2210, 2210B, 2301, 2310, 2500, 2610, 3000, 3810, 4300, 4500
Repl. 194155-55810 (old # 194190-55810)



LB-4262 Head light bulb, 12v, 25w, 135, 140, 147, 155, 165, 169, 180, 186, 220, 226, 250, 1100, 1110, 1300, 1301, 1401, 1502, 1510, 1601, 1610, 1810, 2200
Repl. 194262-53080



LB-97 Turn signal light bulb, 12v
Repl. 194081-55820; 2210 Repl. 194080-55820

LB-55 Dash light bulb, 12v, 1.7w, 195, 240, 1500, 1700, 2000, 2210, 2500, 2610, 3000
Repl. 194155-55820

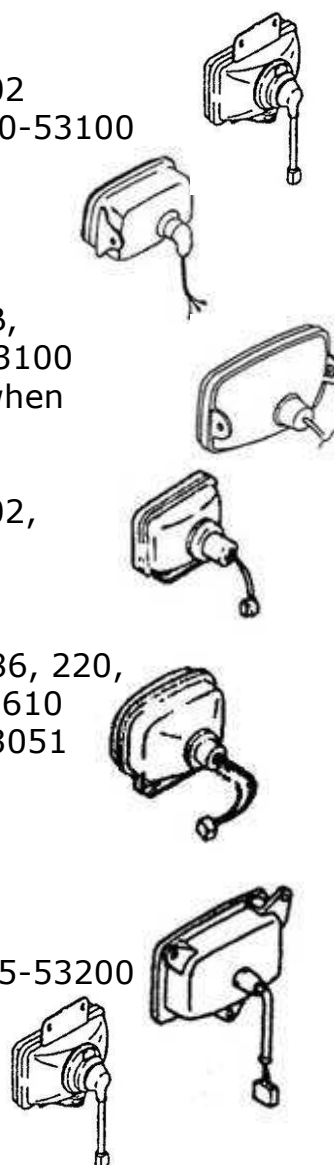
LB-97

LB-55

LB-161 Dashboard light bulb for F, FX and 20 series
Repl. 194555-55820 (old # 194155-55820)

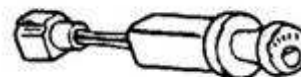
Head Lights

- HL-4550** Head light assembly 2020, 2202, 2220, 2402
2420, 2620, 2820, 3220, 4220 Repl. 194550-53100
- HL-4190** Head light assembly 1500
Repl. 194190-53100
- HL-4155** Head light assembly 195, 240, 1700, 1700B,
2000, 2000B, 2210, 2210B Repl. 194155-53100
Will fit 1600, 1900 (Repl. 794081-53100) when
replaced as complete light
- HL-4520** Head light assembly 1602, 1702, 1720, 1802,
1820, 2002, F14, F15, F16, F17, FX175
Repl. 194520-53100
- HL-4201** Head light assembly 140, 147, 169, 180, 186, 220,
226, 250, 1301, 1401, 1502, 1510, 1601, 1610
YMG1800, 1810, YMG2000 Repl. 194201-53051
- HL-4262** Head light assembly 155, 165, 1300
Repl. 194262-53051
- HL-4145** Head light assembly 276, 330, 2500, 2610,
3000, 3110, 3810, 4300, 4500 Repl. 194145-53200
- HL-4312** Head light assembly 2001, 2010,
2301, 2310 Repl. 194312-53100
- HL-4555** Head light assembly F18, F20, FX20, F22,
FX22, F24, FX24, FX26, FX28, FX32, FX42, F215, FX215,
F255, FX255, FX285, FX305, FX335, FX435 Repl. 194555-53100



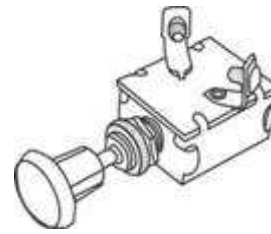
Head Light Switches

- LS-4130** Light switch 155, 165, 195, 240, 1100,
1300, 1500, 1600, 1700, 1900, 2000, 2200,
2210, 2500, 2610, 3000, 3810 Repl. 194130-52121
- LS-4420** Light switch 140, 147, 169, 220, 226, 250, 276,
1301, 1401, 1502, 1510, 1601, 1602,
1610, 1702, 1720, YMG1800, 1802, 1810, 1820,
YMG2000, 2001, 2002, 2010, 2020, 2202, 2210B,
2220, 2301, 2310, 2402, 2420, 2620, 2820, 3220, 4220
Repl. 194420-52120 (old # 194440-52120)



Light Switches

PPS-42200 Push-pull switch, 15 amp

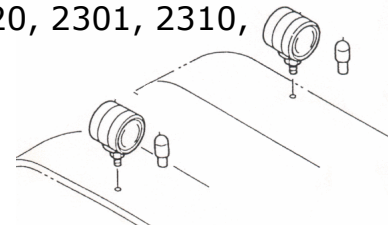


Fender Lights

FL-4150 Fender light, two bolt mount for 195, 240, 1500, 1600, 1700, 1900, 2000, 2210, 2210B, 2500 Repl. 794150-53400



FL-4440 Fender light, post mount for 1301, 1401, 1510, 1601, 1602, 1610, 1702, 1720, YMG 1800, 1802, 1810, 1820 YMG 2000, 2001, 2002, 2010, 2020, 2202, 2220, 2301, 2310, 2402, 2420, F14, F15, F16, FF145D, FF155D Repl. 194440-53400 (**approx. 2-1/4" dia.**)



FL-6012 Fender light, post mount for 330, 2500, 2610, 2620, 2820, 3000 Repl. 194242-53400 (old #194320-53400 & 194145-53400) (**approx. 3-1/4" dia.**)

TSS-4080 Turn Signal Switch 195, 240, 330, 1100, 1110, 1300, 1500, 1600, 1700, 1900, 2000, 2210, 2500, 2610, 2620, 2820, 3000, 3810 Repl. 194080-52132




TSS-4080 Turn signal switch 1401, 1510, 1601, 1602, 1610, 1702, 1720, YMG1800, 1802, 1810, 1820, YMG2000, 2001, 2002, 2010, 2020, 2202, 2210B, 2220, 2301, 2310, 2402, 2420, 2620, 2820, 3220, 4220, 4300
Repl. 194440-52130 by changing wire terminal ends

F-552 Flasher, 2 prong, 12V Common to many models
Repl. 194555-57200 (old # 194080-57202)

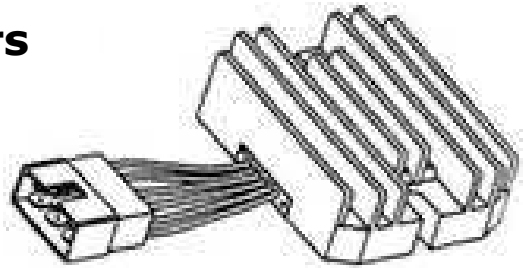
WH-455 Fusible link 1702, 1720, 1802, 1810, 1820, 2001, 2002, 2010, 2020, 2202, 2220, 2301, 2310, 2402, 2420, 2620, 2820, 3220, 4220, 4300, FX26D, FX28D, FX32, F37D, FX42D, F46D, F235, FX235, F255, FX255, FX265D, FX285, FX305, FX335, FX435
Repl. 194550-51220 (old # 194312-51220)

Voltage Regulators

From this
Mechanical VR

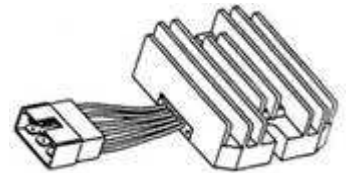


to this **SOLID
STATE** version



VR-550 Voltage regulator – Our **NEW** solid state regulator replaces the old mechanical type. 195, 240, 330, 336, 1700, 2000, 2200, 2210, 2500, 2610, 2700, 3000, 3110, 3810, 4300 Repl. 124550-77710

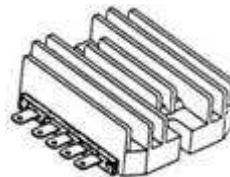
VR-522 Voltage regulator, **6-plug**, 180, 186, 187, 220, 1601, 1610, 1702, 1720, YMG1800, 1802, 1810, 1820, YMG2000, 2001, 2002, 2010, 2020, 2202, 2220, 2301, 2310, 2402, 2420 Repl. 121522-77790, 121450-77710, 121450-77790 (**122, 126, 140, 142, 146, 147, 226, 1510, F14, F15** Repl. 121450-77711)



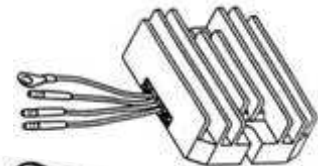
WH-522 Wiring harness used with VR-522 if originally equipped with 4 wire plug



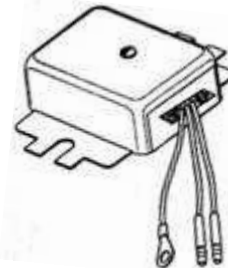
VR-150 Voltage regulator – F series F37D, F49D, F215 Repl. 129150-77710



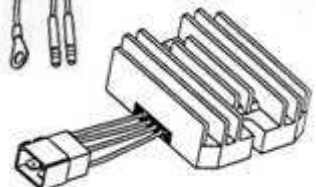
VR-160 Voltage regulator –**4 wire**, 1100, **1300, 1500** Repl. 124160-77710



VR-660 Voltage Regulator – 3 wire, 135, 155, 165, 169, 1110, 1300, 1500 (typically with diodes) Repl. 124660-77710



VR-462 Voltage regulator, **4-plug**, 1301, 1401 Repl. 121462-77710



Alternators


AL-1235 Alternator, 12V – 35Amp, 195, 240, 330, 3361600, 1700, 1900, 2000, 2210, 2500, 2610, 3000, 3110, 3810, 4300 Repl. 124756-77200 & 124756-77210 (LT115-52)



AL-1220 Alternator 12V – 40Amp 2620, 2820, 3220, 4220 Repl. 121400-77201 (**built in regulator**)

Starters (*Specify New or Rebuilt)

SM-1277* Starter motor – 12v – 15 tooth drive, 220, 226, 250, 276, 330, 336, YMG1800, 1802, 1810, 1820, YMG2000, 2001, 2002, 2010, 2020, 2200, 2202, 2210, 2220, 2301, 2310, 2402, 2420, 2500, 2610, 2620, 2700, 2820, 3000, 3110, 3220, 3810, 4220, FX26, FX28, FX32, FX42 **Hitachi S12-77** Repl. 124250-77012



SM-203 Starter motor – 12v – 11 tooth drive, 1100, 1300, **1500**, Repl. **S114-203**

SM-219* Starter motor – 12v – 11 tooth drive, 1300, 1301, 1401, **1500**, 135, 155, 165, 169 **Hitachi S114-219**, S114-230 Repl. 124070-77010 & 124060-77010

SM-235* Starter motor – 12V – 11 tooth drive, 140, 142, 146, 147, 180, 186, 187, 1510, 1601, 1610, FF145D, FF155D Hitachi S114-235 Repl. 121450-77010 **YM1702 & YM1720 with S114-235**

SM-146* Starter motor – 12v – 15 tooth drive, 1600, 1700, 1900, 2000 F16, **195, 240** Repl. 124450-77010 Hitachi S114-146 – **1702 & 1720 with S114-146**

Starter Drives

SD-502 Starter drive – **15 tooth** - fits S114-146 starter F16, 195, 240, 1600, 1700, 1900, 2000 Repl. X211445002

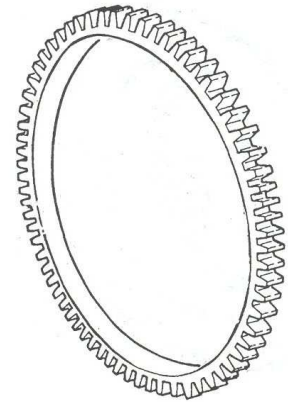
SD-511 Starter drive – **11 tooth** - fits S114-203, S114-219, S114-230, S114-235 140, 142, 146, 147, 155, 165, 1100, 1500, 1702, 1720, F14, F15, FF145D, FF155D Repl. X2114-55003 (Old # 947704-49307)



SD-515 Starter drive – **15 tooth** – 220, 250, 330, YMG1800, 1802, YMG2000 2001, 2002, 2010, 2020, 2202, 2210, 2220, 2240, 2301, 2310, 2402, 2610, 2620, 2820, 3000, 3220, 4220, FX26, FX28, FX32, FX42 For Hitachi S12-77 starters Repl. 121254-77660 (old # 124250-77210 & X212045001)


Flywheel Ring Gear

FWRG-550 Flywheel ring gear F18, FX18, F20, FX20, F22, FX22, FX26, FX28, FX32, F37D, FX42, F47D, F255, FX255, FX285, FX305, FX335, FX435, 195, 240, 336, 1600, 1700, 1900, 2000, 2200, 2202, 2220, 2402, 2420, 2500, 2610, 2620, 2700, 2820, 3000, 3110, 4300 Repl.124550-21600




Solenoid Switch

SS-502 Solenoid (**4mm bolt**) – 12v, 3-terminal, fits **S114-146** starter 220, 226, 250, 330, 336, YMG1800, 1802, 1810, YMG2000, 2001, 2002, 2010, 2020, 2200, 2202, 2210, 2220, 2301, 2310, 2402, 2420 2500, 2610, 2620, 2700, 2820, 3000, 3110, 3220, 4220, FX26, FX28 Repl. 124250-77310 (old # X212037002)




SS-688 Solenoid (**6 mm bolt**) - 12v, 3-terminal fits **S12-77** starter. Same applications as above.

SS-511 Solenoid – 12v, 3-terminal, fits S114-146, S114-219, S114-235 starters – 140, 142, 146, 147, 165, 169, 186, 195, 240, 1100, 1500, 1600, 1700, 1702, 1720, 1900, 2000, F14, F15, F18, FX18, F20, FX20, F24, FX24, F235, F255, FX255, FF145D, FF155D Repl. 171008-77531 & 124060-77300 (Old # X211497004 & X211447007)



SS-888 Solenoid – 12v, 3-terminal, Fits S12-52 starters (large rect. hole)

SS-762 Solenoid w/ hex end for Hitachi DD starters 12v – 3 terminal, used on S12-24, S12-41A, S12-59, S13-06A Optional on YM195 & YM240



Armature

SA-511 Starter armature for S12-77, 12v – CW rotation 12 spline, 330, 2001, 2220, 2301, 2420, 2620, 2820, 3220, 4220 Repl. 124250-77500 (old # X21207100)

SA-502 Starter armature for S114-146, S114-219, S114-235, S114-235, 12v – CW rotation Repl. X211491001

SA-203 Starter armature for S114-203 Repl. X211421002

BP-502 Brush plate for S114-146, S114-203, S114-219 Repl. X21141360

BF-502 Field brush (insulated) for BP-502 plate (2 req'd)



Hour Meter Cable

HMC-4167 Hour meter cable 140, 147, 169, 186, 1301, 1401, 1502, 1510, 1601, 1602, 1610, 1702, 1720, YMG1800, 1802, 1810, 1820, YMG2000, 2000B, 2002, 2210B, F17, F18, F20, F22, F24, FX24 Repl 194167-56900 (Old # 194440-56900) Approx. 48" long



HMC-1400 Hour meter cable 180, 195, 220, 226, 240, 250, 1300, 1500, 1600, 1700, 1900, 2000, 2001, 2010, 2301, 2310, F14, F15, F16, FF145D, FF155D Repl. 121400-91140

HMC-1400 Hour meter cable 165, 2001, 2010, 2020, 2202, 2220, 2301, 2310, 2402, 2420 (Approx. 42" long) Repl. 194190-56900


HMC-4150 Hour meter cable 2210 Repl. 794150-56900 approx. 45-1/4" long

HMC-4275 Hour meter cable 276, 330, 2500, 2610, 2620, 2820, 3000, 3110, 3220, 3810, 4220, 4300, FX26, FX28, FX32, FX42 Repl. 194275-56900 (old # 194145-56901) Approx. 54-1/2" long

HMC-2200 Hour meter cable 2200, 2700 Repl. 794100-56900

Ignition Switch

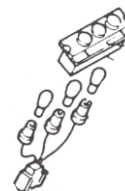
IS-52110 Ignition Switch 140, 147, 155, 165, 169, 180, 186, 195, 226, 220, 226, 240, 250, 276, 1300, 1510, 1601, 1702, 1720, YMG1800, 1802, 1810, 1820, YMG2000, 2001, 2002, 2010, 2020, 2202, 2210, 2220, 2301, 2310, 2402, 2420, 2500, 2610, 2620, 2820, 3110, 3220, 4220, 4300, FF145D, FF155D Repl. 194322-52110 (old # 194155-52110)



IK-5216 Flat steel key for ignition switch Repl. 194155-52160


Indicator Lamp Assembly

ILA-4151 Indicator lamp assembly 195, 240, 330, 1700, 2000, 2210, 2500, 2610, 3000, 3810 Repl. 194151-55100



Fuse Box

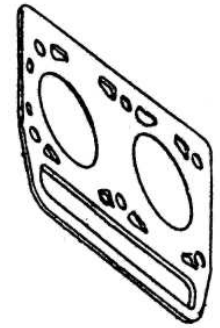
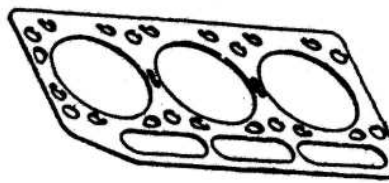
FBC-524 Fuse box cover 140, 147, 155, 169, 1401, 1510, 1610, 2620, F16, F18, FX18, F20, FX20, F22, FX22, FX32 Repl. 194440-52420



Group 2

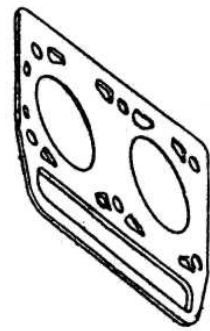
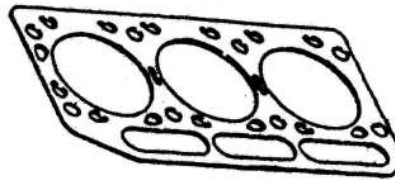
Engine & Cooling

Head Gaskets



Our number	Model number	Replaces	Engine	# Cyls.
HG-1300	1300 / 155 / 165	124060-01330	2TR13	2 Cyl.
HG-1415	1401 / 169 / 180	121000-01330	3T72SB	3 Cyl.
HG-1415	1410 / 186 / 187	121000-01330	3T72SB	3 Cyl.
HG-160	1500	124160-01330	2TR15	2 Cyl.
HG-1415	1502	121000-01330	3T72SA-B	3 Cyl.
HG-1415	1510	121000-01330	3T72SA	3 Cyl.
HG-1700	1600	124450-01331	2TR16	2 Cyl.
HG-470	1601/1602	121470-01332	3T75U	3 Cyl.
HG-470	1610	121470-01332	3T75U	3 Cyl.
HG-1700	1700 Red	124450-01331	2TR17	2 Cyl.
HG-1700	1700 Green	124450-01331	2TR17	2 Cyl.
HG-470	1702	121470-01332	3T75U-NA	3 Cyl.
HG-470	1720	121470-01332	3T75U-NA	3 Cyl.
HG-567	1802	121567-01330	3T80U-NB	3 Cyl.
HG-1810	220 / 250/1810 / 226	121550-01331	3T75H	3 Cyl.
HG-567	1820	121567-01330	3T80U-NB	3 Cyl.
HG-2000	195 / 2000 Red / 240	124763-01331	2TR20A	2 Cyl.
HG-772	1900 / 2000 Grn	124772-01330	2TR20	2 Cyl.
HG-351	2001	129351-01330	3T82B	3 Cyl.
HG-567	2002	121567-01330	3T80U-NA	3 Cyl.
HG-351	2010	129351-01330	3T82B	3 Cyl.
HG-351	2020	129351-01330	3T82B-N	3 Cyl.
HG-550	2200	124550-01330	2TGR22	2 Cyl.
HG-322	2202 / 276	129322-01330	3T84H-NB	3 Cyl.
HG-2000	2210 / 2210B	124763-01330	2T90	2 Cyl.
HG-322	2220	129322-01330	3T84H-NB	3 Cyl.
HG-322	2301	129322-01330	3T84H-S	3 Cyl.
HG-322	2310	129322-01330	3T84H-S	3 Cyl.
HG-322	2402	129322-01330	3T84H-NA	3 Cyl.
HG-322	2420	129322-01330	3T84H-NA	3 Cyl.
HG-150	2500	121150-01330	3T80	3 Cyl.
HG-150	2610	121150-01330	3T80	3 Cyl.
HG-250	2620	121250-01331	3T84	3 Cyl.
HG-550	2700	124550-01330	2TR27L	2 Cyl.
HG-250	2820	121250-01331	3T84-NB	3 Cyl.
HG-250	3000 / 330 / 336	121250-01331	3TR84	3 Cyl.
HG-250	3110	121250-01331	3T84D	3 Cyl.
HG-250	3220 / 4220	121250-01331	3T84-NA	3 Cyl.
HG-250	3810	121250-01331	3T84T	3 Cyl.
HG-567	YMG1800	121520-01331	3T80U-SB	3 Cyl.
HG-567	YMG2000	121520-01331	3T80U-SA	3 Cyl.
HG-1300	155 / 165	124060-01330	2TR13	2 Cyl.
HG-950	4300	121423-01331	3T90T	3 Cyl.
HG-250	330 / 336	121250-01331	3T84A-N	3 Cyl.
HG-865	F17 / FX17	119865-01331	3TN75U-A	3 Cyl.
HG-553	FX26 / FX28	129553-01350	4TNA78U	4 Cyl.
HG-553	FX32 / FX42	129553-01350	4TNA78U	4 Cyl.
HG-553	FX285 / FX305	129553-01350	4TNA78U	4 Cyl.
HG-157	F235 / FX235	129157-01332	3TNB84-RB	3 Cyl.
HG-553	FX335 / FX435	129553-01350	4TNA78-RN	4 Cyl.

Continued on next page



HG-157	F255 / FX255	129157-01333	3TNB84-RA	3 Cyl.
HG-9155	F18 / FX18 / F195	129155-01332	3TNB80U	3 Cyl.
HG-1415	F15	121000-01330	3T72H-N	3 Cyl.
HG-470	F16	121470-01332	3T75U-NC	3 Cyl.
HG-156	F20 / FX20 / F215	129156-01333	3TN82U	3 Cyl.
HG-157	F22 / F265/ FX265	129157-01333	3TN84U-B	3 Cyl.
HG-157	F22 / F24 / FX24	129157-01333	3TN84U-B	3 Cyl.

Head Bolt

HB-9150 Head bolt F18, F20, F22, F24, FX26, FX28, FX32, FX42, F195, F215, F235, F255, F265, FX285, FX305, FX335, FX435
Repl. 129150-01200

Valve Cover Gaskets

VCG-1150 Valve cover gasket 2500, 2610 Repl. 121150-11350

VCG-1250 Valve cover gasket 330, 336, 3000, 3110, 3220, 3810, 4220 Repl. 121250-11350 (Old # 121370-11310)

VCG-1310 Valve cover gasket 186, 1301, 1401, 1502, 1510, 1601, 1602, 1610, 1702, 1720, F15, F16 Repl. 121450-11310

VCG-1450 Valve cover gasket 276, 2001, 2010, 2020, 2202, 2220, 2301, 2310, 2402, 2420 Repl. 129350-11310

VCG-1550 Valve cover gasket 220, 226, 250, YMG1800, 1802, 1810, YMG2000, 2002 Repl. 121550-11310

VCG-4060 Valve cover gasket 135, 155, 165, 1300 Repl. 124060-11311

VCG-4160 Valve cover gasket 1500 Repl. 124160-11310


VCG-4450 Valve cover gasket 195, 240, 1600, 1700, 1900, 2000, 2210, 2210B Repl. 124450-11310

VCG-9150 Valve cover gasket F18, F20, F22, F24, FX24, F215, F235, F255, F265 Repl. 129150-11310

VCG-9550 Valve cover gasket FX26, FX28, FX32, FX42, FX285, FX305, FX335, FX435 Repl. 129550-11310

VCG-2700 Valve cover gasket 2200, 2700 Repl. 124550-11310

VCB-4460 Nut, valve cover 195, 240, 336, 1700, 2000, 3000
Repl. 124460-11360

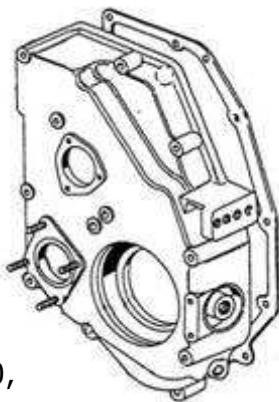


Front Cover Gasket

FCG-4450 Front cover gasket 195, 240, 330, 336, 1500, 1600, 1700, 1900, 2000, 2210, 2210B, 2500, 2610, 2620, 2820, 3000, 3110, 3220, 3810, 4220, 4300
Repl. 124450-01512 (Old # 124450-01510 & 124450-01511)

FCG-1450 Front cover gasket 142, 146, 169, 186, 187, 220, 226, 250, 276, 1301, 1401, 1502, 1510, 1601, 1602, 1610, 1702, 1720, YMG1800, 1810, 1820, YMG2000, 2002, 2010, 2020, 2202, 2220, 2310, 2402, 2420, F14, F15, F16 Repl. 121450-01511

FCG-9150 Front cover gasket FX26, FX28, FX32, FX42



Main Bearing Housing Gasket

MBHG-4160 Main brg housing gasket 1500, 2500, 2610
Repl. 124160-02150

MBHG-4460 Main brg housing gasket 195, 240, 330, 336, 1600, 1700, 1900, 2000, 2210, 2210B, 2620, 2820, 3000, 3110, 3220, 3810, 4220, 4300, 4500 Repl. 124460-02150 (Old # 124450-02050)

MBHG-9150 Main brg housing gasket F22, FX22, F24, FX24, FX26, FX28, FX32, FX42, F235, FX235 Repl. 129150-01660



Oil Pan Gaskets

OPG-1150 Oil pan gasket 2500, 2610 Repl. 121150-01751

OPG-1250 Oil pan gasket 330, 336, 2620, 2820, 3000, 3110, 3220, 4220, 4300 Repl. 121250-01751

OPG-1575 Oil pan gasket 220, 226, 250, 276, YMG1800, 1802, 1810, 1820, YMG2000, 2002, 2010, 2020, 2202, 2220, 2310, 2402, 2420 Repl. 121575-01750

OPG-1751 Oil pan gasket 169, 180, 186, 187, 1401, 1502, 1510, 1601, 1602, 1610, 1702, 1720, F14, F15, F16 Repl. 121000-01751 (old # 121450-01751)

OPG-4250 Oil pan gasket 2200, 2700 Repl. 124250-01730

OPG-4450 Oil pan gasket 1600, 1700 **Green**, 1900, 2000 **Green** Repl. 124450-01751

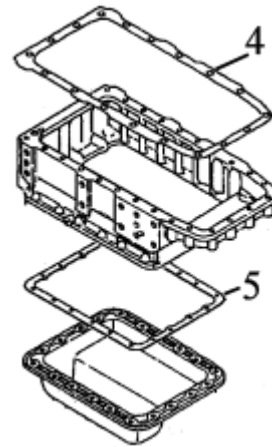
OPG-4465 Oil pan gasket 195, 240, 1700 **Red**, 2000 **Red**, 2210, 2210B Repl. 124465-01751

OPG-4160 Oil pan gasket 1500 Repl. 124160-01742

OPG-4060 Oil pan gasket 135, 155, 165, 1100, 1300 Repl. 124060-01742

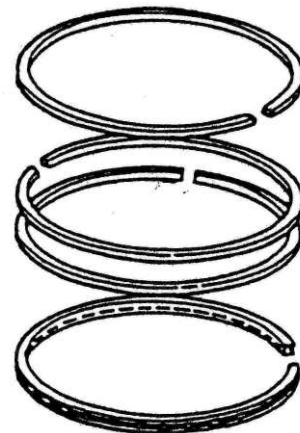
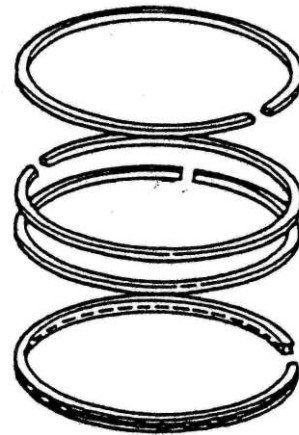
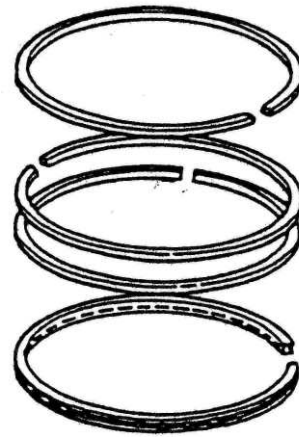
OPG-1730 Oil pan gasket (**UPPER**) FX26, FX28, (4) FX32, FX42

OPG-9550 Oil pan gasket (**LOWER**) FX26, FX28, (5) FX32, FX42 Repl. 129550-01730



Piston Ring Sets

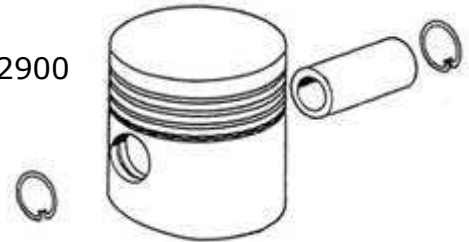
MODEL	Part #	Replaces
1100 / 135	RS-660	724660-22500
1300/155 /165	RS-400	724066-22501 / 705400-22503
1401/169/180	RS-450	721450-22500
1500		704300-22502
	RS-300	
1502	RS-450	721450-22500
1510 / 186	RS-450	721450-22500
1600	RS-1700	724450-22500
1601/1602/146	RS-575	721575-22500 / 705311-22501
1610 / 140/ 147	RS-575	721575-22500 / 705311-22501
1700	RS-1700	724450-22500
1702 / 142	RS-575	721575-22500
1720 / 226 /F16	RS-575	721575-22500 / 705311-22501
1802 / F18	RS-520	721520-22500 / 729158-22500
1810 / 220 /250	RS-575	721575-22500
1820 /F195/F220	RS-520	721520-22500 / 729158-22500
1900	RS-750	724750-22500
2000 Green	RS-750	724750-22500
2000 Red / 240	RS-763	724763-22500
2001 / F37D	RS-351	729351-22500
2002 / FX195	RS-520	721520-22500
2010	RS-351	729351-22500
2020	RS-351	729351-22500
2200	RS-550	724550-22501
2210 / 4500	RS-763	724763-22500
2202 / 2220	RS-350	729350-22501
2301 / 276	RS-350	729350-22501
2310	RS-350	729350-22501
2402	RS-350	729350-22501
2420	RS-350	729350-22501
2500	RS-300	704300-22502
2610	RS-300	704300-22502
2620	RS-262	(3 ring) 721262-22500
2700	RS-550	724550-22501
2820	RS-262	(3 ring) 721262-22500
3000 / 195 / 336	RS-252	(4 ring) 721252-22500
3110 /3810/330	RS-252	(4 ring) 721252-22500
3220 / 4220	RS-262	(3 ring) 721262-22500
F14, F15	RS-450	721450-22500
F22, F24, FX255	RS-350	129105-22500 / 729157-22500
F20 F42D F215	RS-351	729402-22500 / 729151-22500
F20, F42D	RS-351A	0.25mm OS 729156-22950
YMG1800 /	RS-520	721520-22500 / 729158-22500
YMG2000/ F18		/ 729150-22500
F235 / F255	RS-350	729157-22501



Piston w/ pin & clips

(NOTE: Order rings separate except as noted)

- EP-1252** Piston w/ pin & clips 195, 330, 336, 3000, 3110, 3810 (**4 rings**) Repl. 121252-22090, 121250-22090 & 721250-22750 (**84mm**) 2620, 2820, 3220, 4220 (**3 rings**) Repl. 121262-22090 (**Use RS-252 ring set with this piston**)
- EP-1450** Piston w/pin & clips 169, 180, 186, 187, 1401, 1502, 1510, F15 Repl. 121450-22091 (old # 721450-22721) (72mm)
- EP-1467** Piston w/ pin & clips 140, 142, 146, 147, 1601, 1602, 1610, 1702, 1720, F16 Repl. 121467-22090 (75mm)
- RS-575** Ring set – STD. (75mm) Repl. 721575-22500
- EP-1467A** 0.25mm OS piston w/ pin & clips Repl. 721467-22900
- RS-575A** 0.25mm OS ring set Repl. 721467-22540
- EP-1467B** 0.50mm OS piston w/ pin & clips
- RS-575B** 0.50mm OS ring set
- EP-1575** Piston w/pin 220, 226, 250, 1810 Repl 121575-22090
- EP-1567** Piston w/ pin & clips 1802, 1820, 2002 Repl. 121567-22090
YMG1800, YMG2000 Repl. 121520-22090 (80mm)
- RS-520** Ring set – STD. Repl. 721520-22500 (80mm)
- EP-1567A** 0.25mm OS piston w/ pin & clips
- RS-520A** 0.25mm OS ring set Repl. 721520-22540
- EP-1567B** 0.50mm OS piston w/ pin & clips
- RS-520B** 0.50mm OS ring set
- EP-4060** Piston w/ pin (75mm) 155, 165, 1300 Repl. 724060-22722
- EP-4160** Piston w/ pin & clips 1500, 2500, 2610 Repl. 124160-22090 (80mm)
- EP-4450** Piston w/ pin & clips 1600, 1700 Repl. 124450-22090 (85mm)
- EP-4660** Piston w/ pin & clips (73mm) 135, 1100 Repl. 724660-22720
- EP-4763** Piston w/ pin & clips 240, 2000 **RED**, 2210 Repl. 124763-22090 (90mm)
- EP-4750** Piston w/ pin & clips 1900, 2000 **Green** Repl. 124750-22090 (88mm)
- EP-2200** Piston w/ pin & clips 2200, 2700 Repl. 124550-22251



Continued on next page

Continued from previous page

- EP-9367** Piston w/ pin & clips 276, 2202, 2220, 2301, 2310, 2402, 2420 Repl. 129367-22090 (Old # 129350-22090) (84mm)
- EP-9369** Piston w/ pin & clips 2001, 2010, 2020 Repl. 129369-22090 (82mm) (Old # 129351-22090)
- EP-9158** Piston w/ pin & clips F18, FX18 Repl. 129158-22090 (80mm)
- RS-520** Ring set – Standard Repl. 721520-22500
- EP-9158A** 0.25mm OS Piston w/ pin & clips F18, FX18
- RS-520A** 0.25mm OS ring set Repl. 721520-22540
- EP-9158B** 0.50mm OS Piston w/ pin & clips F18, FX18
- RS-520B** 0.50mm OS ring set Repl. 721520-22540
- EP-9156** Piston w/ pin & clips F20, FX20 (82mm) Repl. 129156-22090
- RS-351** Ring set – STD Repl. 729151-2250
- EP-9156A** 0.25mm OS Piston w/pin & clips F20, FX20 Repl. 729156-22900
- RS-351A** Ring set – 0.25OS Repl. 729156-22950
- EP-9156B** 0.50mm OS Piston w/pin & clips F20, FX20
- RS-351B** Ring set – 0.50OS
- EP-2224** Piston w/pin & clips (**STD.**) F22, F24 Repl. 129157-22090 (84mm)
- RS-350** Ring set – STD Repl. 729350-22501
- EP-2224A** Piston w/pin & clips 0.25mm oversize for above
- RS-350A** 0.25mm OS ring set Repl. 729157-22951
- EP-2224B** Piston w/pin & clips 0.50mm oversize for above
- RS-350B** 0.50mm OS ring set Repl. 129105-22970
- EP-9555** Piston w/pin & clips (**STD.**) FX26, FX28, FX32, FX42 FX335, FX435 Repl.129555-22080(**78mm**)
- RS-403** Ring set (**STD**) FX26, FX28, FX32, FX42, FX335, FX435 Repl. 729403-22500 (old # 729550-22500) (78mm)
- EP-9555A** Piston w/pin & clips **0.25mm** oversize Repl. 729555-22900
- RS-403A** Ring set **0.25mm** Same as above Repl. 729550-22950
- EP-9555B** Piston w/pin & clips **0.50mm** oversize Repl. 129500-22920
- RS-403B** Ring set **0.50mm** Same as above Repl. 129100-22970

Continued on next page

Continued from previous page

EP-9157 Std. Piston w/**rings** 3TN84 Industrial,
Repl. 129105-22090 (cupped or dished piston) (84MM)

EP-9157A 0.25mm Oversize piston w/**rings** 3TN84 Industrial
engine (cupped or dished piston) Repl. 729105-22910

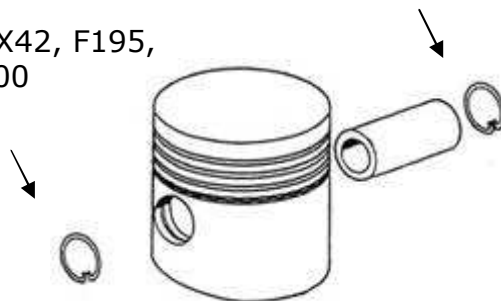


Piston Pin Clips

PPC-1100 Piston pin **clip** F18, F20, F24, FX24, FX32, FX42, F195,
F255, FX255, 2202, 2402 Repl. 121100-22400

PPC-3338 Piston pin **clip** 276, 1500, 2001, 2301,
2310, 2500, 2610 Repl. 103338-22400

PPC-4600 Piston pin **clip** 195, 240, 330, 1600, 1700,
1900, 2000, 2620, 2820, 3000, 4300 Repl. 104600-22400



Piston Pin Bushing

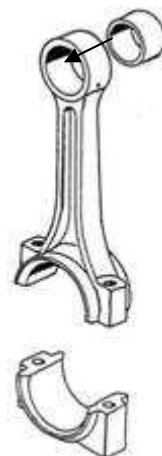
PPB-4060 Piston pin bushing 135, 155, 165, 220, 1100, 1300, 1802,
1810, 2002 Repl. 124060-23910 (old # 124060-23100)

PPB-4160 Piston pin bushing 1500, 2500, 2610 Repl. 124160-23100

PPB-4450 Piston pin bushing 195, 240, 330, 1600, 1700,
1900, 2000, 2210, 2620, 2820, 3000, 3220, 4220, 4300
Repl. 124450-23910 (Old # 124450-23100)

PPB-5225 Piston pin bushing 142, 146, 169, 180, 186, 187, 1401, 1502,
1510, 1601, 1602, 1610, 1702, 1720
Repl. 105225-23180 (old # 105225-23100)

PPB-9100 Piston pin bushing 276, 2202, 2220, 2310, 2402, 24020,
F18, F20, F22, F24, FX24, FX26, FX28,
F37D, F195, F215, FX215, F255, FX255, FX335, FX435
Repl. 129100-23910 (Old # 129100-23100 & 129350-23100)



Sleeves Wet and Dry

WS-73 Wet sleeve w/o-rings 135, 1100
Repl. 724660-01900 (2T73A)

WS-75 Wet sleeve w/o-rings 155, 165, 1300
Repl. 724060-01900 (2TR13A)

WS-80 Wet sleeve w/o-rings 1500, 2500, 2610
Repl. 721120-01900 (old # 724160-01900)

OR-1300 O-ring for WS-80 Repl. 124160-01300

WS-84 Wet sleeve w/o-rings 195, 330, 336, 2620,
2820, 3000, 3110, 3220, 3810, 4220
Repl. 721250-01900

WS-85 Wet sleeve w/o-rings 1600, 1700
Repl. 724450-01900

WS-88 Wet sleeve w/o-rings 1900, 2000 **Green**,
Repl. 724750-01900

WS-90 Wet sleeve w/o-rings 240, 2000 **Red**, 2210,
2210B Repl. 721420-01900 (Old # 724763-01900)

OR-1000 O-ring for WS-84, WS-85, WS-88 & WS-90
Repl. 24321-001000 & 124550-01300

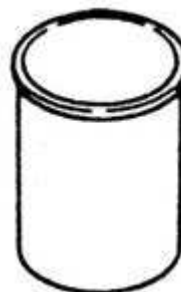
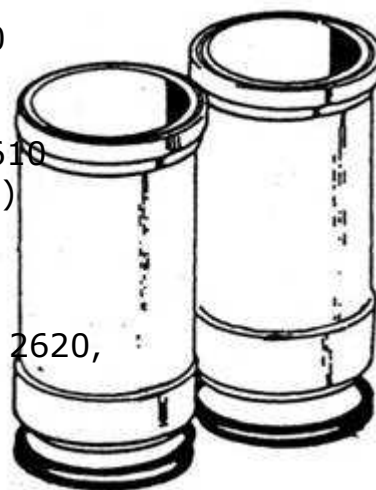
WS-2200 Wet sleeve w/o-rings 2200, 2700
Repl. 724550-01900

DS-72 **Dry sleeve** 169, 180, 186, 187, 1401,
1502, 1510, F15 Repl. 121450-01100

DS-75 **Dry sleeve** 220, 226, 250, 1810
Repl. 121551-01100

DS-82 **Dry sleeve** 2001, 2010, 2020
Repl. 129351-01100

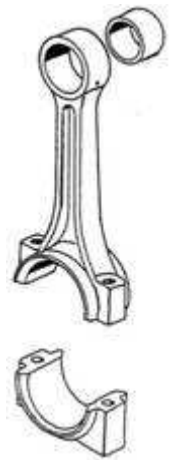
DS-84 **Dry sleeve** 276, 2202, 2220, 2301,
2310, 2402, 2420 Repl. 129350-01100



Connecting Rod

W/ bushing

- CR-213** Connecting rod w/ bushing 135, 155, 165, 1100, 1300
Repl. 724660-23100 (old # 724060-23101)
- CR-215** Connecting rod w/ bushing 1500, 2500, 2610 Repl. 724160-23100
- CR-372** Connecting rod w/ bushing 142, 146, 169, 186, 187, 1301, 1401,
1502, 1510, 1601, 1602, 1610, 1702, 1720, F14, F15
Repl. 728171-23100 (old # 705225-23100 & 705311-23100)
- CR-375** Connecting rod w/ bushing 220, 226, 250, YMG1800,
1802, 1810, YMG2000, 2002 Repl. 721550-23100 & 721520-23100
- CR-382** Connecting rod w/ bushing 180, 276, 2001, 2010, 2020,
2202, 2220, 2301, 2310, 2402, 2420 Repl. 729350-23100
- CR-384** Connecting rod w/ bushing 195, 240, 330, 336, 1600,
1700, 1900, 2000 Red or Green, 2210, 2210B, 2620, 2820,
3000, 3110, 3220, 3810, 4220, 4300 Repl. 724450-23100
- CR-9150** Connecting rod w/ bushing F18, F20, F22, F24, FX24, F37D,
F195, FX195, F2115, FX215, F235, FX235, F255, FX255, F265,
FX265 Repl. 729402-23100 (Old # 729150-23701)
- CR-478** Connecting rod w/bushing FX26, FX28, FX32, FX42,
FX335, FX435 Repl. 729550-23700



Connecting Rod Bolt

- CRB-225** Connecting rod **BOLT** 142, 146, 169, 180, 186, 187,
269, 1301, 1401, 1502, 1510, 1601, 1602, 1610, 1702,
1720, F14, F15, F16 Repl. 105225-23200
- CRB-450** Connecting rod **BOLT** 195, 240, 330, 336, 1700, 2000,
2620, 2820, 3000, 3220, 4220, 4300 Repl. 124450-23200
- CRB-500** Connecting rod **BOLT** 122, 126, 135, 155, 165, 276,
1100, 1300, 1500, 2001, 2010, 2202, 2301, 2310, 2402,
2500, 2610 Repl. 104500-23201 (old # 124060-23201)
- CRB-550** Connecting rod **BOLT** 220, 226, 1802, 1810, 2002,
F18, F20, F22, F24, FX26, FX28, F37D, F195,
F255, FX255 Repl. 121550-23200





Engine Bearings

Model	Part # Standard	Replaces Standard	Part # .010	Replaces .25 under	
135, 155, 165, 1100, 1300					
Front Main	MB-555	121550-02110	MB-555A	124064-02130	MB-555C
Rear Main	MB-555	121550-02110	MB-555A	124064-02130	MB-555C
Rod Bearing	RB-6	124060-23300	RB-6A	724064-23610	RB-6C
YM 1500					
Front main	MB-516	124160-02101	MB-516A	124160-02130	MB-516C
Rear main	MB-516	124160-02101	MB-516A	124160-02130	MB-516C
Rod bearing	RB-16	124160-23600	RB-16A	124160-23380	RB-16C
169/180/186/187/1301/1401/1502/1510/1601/1602/1610/1702/1720/F14/F15/F16					
Front main 140/147	MB-145	121450-02100	MB-145A	121450-02310	MB-145C
2nd main	MB-245	121450-02170	MB-245A	121450-02380	MB-245C
3rd main- flanged 146	MB-345	121450-02160	MB-345A	121450-02370	MB-345C
Rear main 140/147	MB-445	121450-02110	MB-445A	121450-02320	MB-445C
Rod bearing 140/147	RB-31	705311-23600	RB-31A	105311-23380	RB-31C
195/240/1600/1700/1900/2000/2210					
Front main	MB-525	121250-02101	MB-525A	124764-02130	MB-525C
Rear main	MB-525	121250-02101	MB-525A	124764-02130	MB-525C
Rod bearing YM 4500	RB-45	124450-23600	RB-45A	124764-23380	RB-45C
2500/2610					
Front main	MB-516	124160-02101	MB-516A	124160-02130	MB-516C
2nd main	MB-315	121150-02800	MB-315A	121150-02370	MB-315C
3rd main – flanged	MB-215	121150-02810	MB-215A	121150-02380	MB-215C
Rear main	MB-516	124160-02101	MB-516A	124160-02130	MB-516C
Rod bearing	RB-16	124160-23600	RB-16A	124160-23380	RB-16C
330/336/2620/2820/3000/3110/3220/3810/4220/4300					
Front main 4500	MB-525	121250-02101	MB-525A	124764-02130	MB-525C
2nd main	MB-225	121250-02810	MB-225A	121254-02380	MB-225C
3rd main – flanged	MB-325	121250-02800	MB-325A	121254-02370	MB-325C
Rear main	MB-425	121250-02111	MB-425A	121254-02140	MB-425C
Rod bearing 4500	RB-45	124450-23600	RB-45A	124450-23350	RB-45C
276/2001/2010/2301/2310/2020/2202/2220/2402/2420					
Front main	MB-135	129350-02100	MB-135A	129350-02310	MB-135C
2nd main	MB-235	729350-02810	MB-235A	129350-02350	MB-235C
3rd main – flanged	MB-335	729350-02800	MB-335A	129350-02330	MB-335C
Rear main	MB-555	121550-02110	MB-555A	121550-02320	MB-555C
Rod bearing	RB-6	124060-23300	RB-6A	724064-23610	RB-6C
220/226/1802/1810/1820/2002/YMG1800/YMG2000					
Front main	MB-152	121520-02100	MB-152A	121520-02310	MB-152C
2nd main	MB-255	721550-02810	MB-255A	121550-02350	MB-255C
3rd main – flanged	MB-355	721550-02800	MB-355A	121550-02330	MB-355C
Rear main	MB-555	121550-02110	MB-555A	121550-02320	MB-555C
Rod bearing	RB-55	721550-23600	RB-55A	121550-23380	RB-55C

RB-9150 Rod brg., Std F18, F20, F22, F24, FX24, FX26, FX28, FX32, F37D, FX42, F195, FX195, F215, FX215, F235, FX235, F255, FX255, F265, FX265, FX285, FX305, FX335, FX435
Repl. 129150-23600 (old # 729150-23600)



RB-9150A Rod brg., .010 (.25 mm) Same application as RB-9150
Repl. 129150-23610

RB-9150C Rod brg., .030 (.75 mm) Same application as RB-9150

MB-9150 Main brg., Std F18, F20, F22, F24, FX24, FX26, FX28, FX32, F37D, FX42, F195, FX195, F215, FX215, F235, FX235, F255, FX255, F265, FX265, FX285, FX305, FX335, FX435
Repl. 129150-02800 (old # 729150-02800)



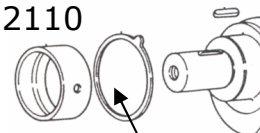
MB-9150A Main brg., .010 (.25 mm) Same application as MB-9150
Repl. 129150-02870

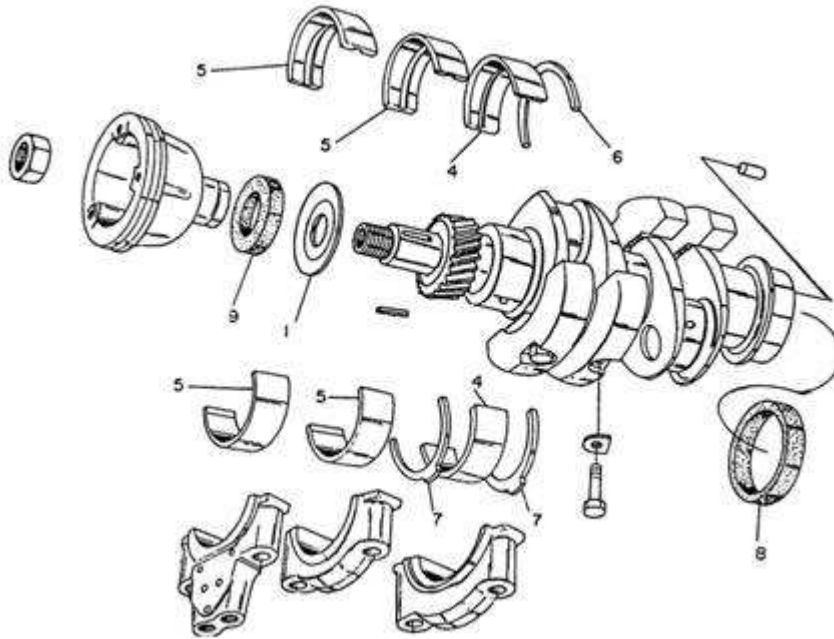
MB-9150C Main brg., .030 (.75 mm) Same application as MB-9150

TB-150 Thrust bearing kit (2 pc) F18, F20, F22, F24, FX24, FX26, FX28, FX32, F37D, FX42, F195, F215, F255, FX255, FX285, FX305
Repl 129150-02940 (Old # 729150-02930)

TB-4060 Thrust bearing 135, 155, 165, 1300 Repl. 124060-02110

TB-4450 Thrust bearing (2 req'd) 195, 240, **1500**, 1600, 1900, 2210B Repl. 124450-02110





Engine Parts for YM2200 and YM2700

- OSD-4160** Oil shield disc 195, 240, 1500, 1700, 2000, 2200, 2500, 2610, 2620, 2700, 2820, 3000 (1)
Repl. 124160-21700
- MB-210** Front & center main bearing STD 2200, 2700 (5)
Repl. 124550-02100
- MB-210A** Front & center main bearing .25mm (.010) 2200, 2700 (5)
- MB-212** Rear main bearing STD 2200, 2700 Repl. 124550-02120 (4)
- MB-212A** Rear main bearing .25mm (.010) 2200, 2700 (4)
- TW-215** Thrust washer 2200, 2700 Repl. 124550-02150 (6)
- TW-27** Thrust washer, tabbed (2 required) 2200, 2700 (7)
Repl. 124550-02160
- CS-1800** Seal, front crank 2200 2700 Repl. 124250-01800 (9)
- CS-1250** Seal, rear crankshaft 2200, 2700 (8)
Repl. 121250-02220 & 124250-01810
- RB-27** Rod bearing, STD 2200, 2700 Repl. 124550-23300
- RB-27A** Rod bearing, .25mm (.010) 2200, 2700

Crankshaft Parts

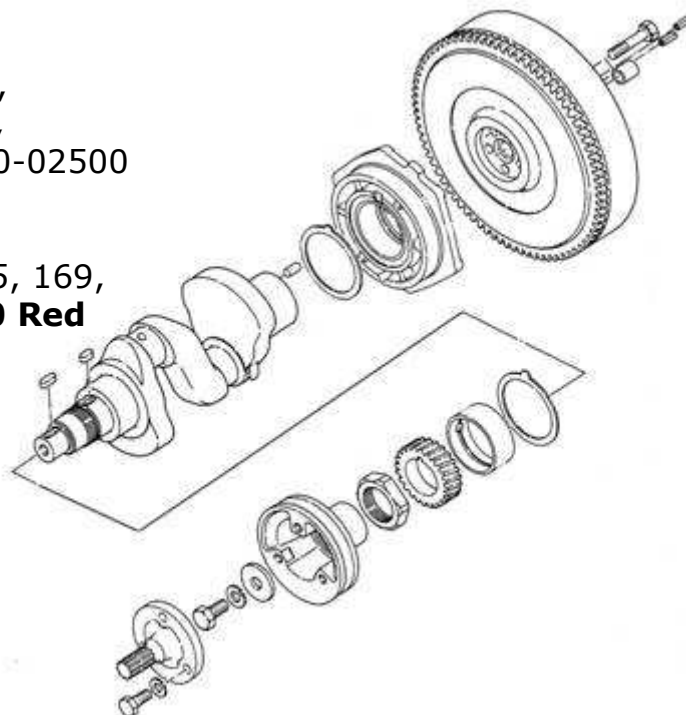
CS-2000 Crankshaft 195, 240, 1600, 1700, 1900, 2000, 2210
Repl. 724450-21702 & 724764-21700

MBH-1720 Main bearing housing 195, 240, 1700,
2000, 2210 Repl. 724465-02500

MBH-4160 Main bearing housing 1500, 2500, 2610
Repl. 724160-02500

MBH-1250 Main bearing housing 330, 336,
2620, 2820, 3000, 3110, 3220,
3810, 4220, 4300 Repl. 721250-02500

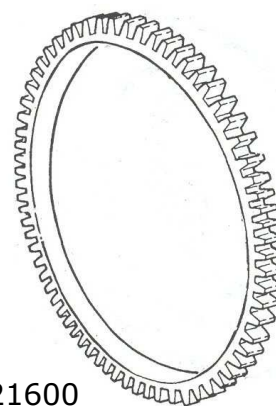
PTO-4060 Front mount PTO 135, 155, 165, 169,
1100, 1110, **optional on 1300 Red**
Repl. 124060-21680



FWB-1250 Flywheel **bolt** 3000, 3110 Repl. 121250-21500;
3220, 3810, 4220 Repl. 124220-21130

FWB-4160 Flywheel **bolt** 1500, 2500, F215, F255 Repl. 124160-21500

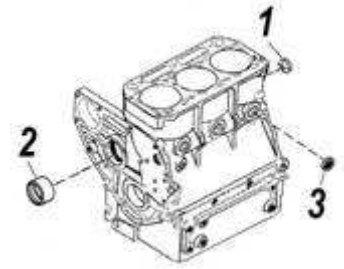
FWRG-550 Flywheel **ring gear** F18, FX18, F20, FX20, F22,
FX22, FX26, FX28, FX32, FX42, F47D, F215, F255,
FX255, FX285, FX305, FX335, FX435, 195, 240, 1600,
1700, 1900, 2000, 2200, 2202, 2220, 2402, 2420, 2500,
2610, 2620, 2700, 2820, 3000, 3110, 4300 Repl. 124550-21600



Continued on next page

Continued from previous page

CSB-9795 Camshaft bushing F17, FX17, F18, FX18, F20, FX20, (2)
F22, FX22, F24, FX24, FX26, FX28, FX32, FX42, F195,
F215, F235, FX235, F255, FX255, FX285, FX305, FX335,
FX435 Repl. 129795-02411



FP-40 Camshaft plug 195, 240, 336, 1600, 1700, 1900, 2000, (1)
2210, 2620, 2820, 3000, 3110, 3220, 3810, 4220, 4300
Repl. 27233-400000 (old # 27231-400000)

FP-45 Camshaft plug 1500, 2500, 2610 (1)
Repl. 27233-450000 (old 27231-450000)

FP-50 Camshaft plug F17, F18, F20, F22, F24, FX26, FX28, (1)
FX32, FX42, F215, F235, F255, F265, FX285, FX305, FX335,
FX435 Repl. 27233-500000 (Repl. 27231-500000)

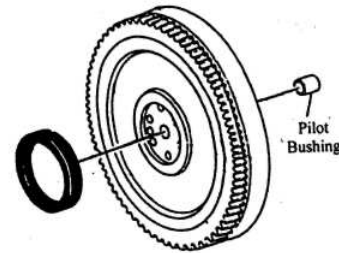
FP-30 Freeze plug, engine block 135, 155, 186, 187, 276, 336, 1300, (3)
1301, 1401, 1502, 1510, 1601, 1602, 1610, 1700, 1702, 1720,
YMG1800, 1802, 1810, 1820, 2000, YMG2000, 2001, 2002,
2010, 2020, 2202, 2210, 2220, 2301, 2310, 2402, 2420, 2500, 2610,
2620, 2820, 3110, 3220, 3810, 4220, 4300, F14, F15, F16, F17,
F18, F20, F22, F24, FX26, FX28, FX32, FX42, FF145D, FF155D,
F195, F215, F235, F255, F265, FX285, FX305, FX335, FX435
Repl. 27243-300000 (old # 27241-300000)

Pilot Bushings and Bearings

PB-4450 135, 140, 147, 155, 195, 220, 226, 240, 250, 276, 330, 336, 1100, 1300, 1500, 1600, 1700, YMG1800, 1802, 1820, 1900, 2000, YMG2000, 2001, 2002, 2010, 2020, 2202, 2210, 2220, 2301, 2310, 2402, 2420, 2500, 2610, 2620, 2820, 3000, 3110, 3220, 3810, 4220, F18, F20, F22, FX22, F24, FX24, FF145D, FF155D, F195, F215, F235, F255, FX255, F265, FX265
Replaces 124450-21230

PB-4950 142, 146, 180, 186, 187, 1110, 1301, 1401, 1502, 1510, 1601, 1602, 1610, 1702, 1720, F14, F15, F16, F17, FF145D, FF155D, F165 Repl. 124950-21230

6203-2RS Pilot Bearing FX26, FX28, FX32, FX42 Repl. 121820-21690; 4300 Repl. 24104-062034; 4500 Repl. 24107-062034



Front Crankshaft Seals

CS-3154 135, 155, 165, 195, 240, 330, 336, 1100, 1300, 1500, 1600, 1700, 1900, 2000, 2210, 2500, 2610, 2620, 2820, 3000, 3110, 3220, 3810, 4220, 4300, 4500 Repl. 124450-01800

CS-1450 140, 142, 146, 147, 169, 180, 186, 187, 220, 226, 250, 276, 1301, 1401, 1502, 1510, 1601, 1602, 1610, 1702, 1720, **YMG1800**, 1802, 1810, 1820, **YMG2000**, 2001, 2002, 2010, 2020, 2202, 2220, 2301, 2310, 2402, 2420, F14, F15, F16 Repl. 121450-01801 & 121450-01800

CS-9795 F17, F18, F20, FX20, F22, FX22, F24, FX24, FX26, FX28, FX32, F37D, FX42, F165D, F195, FX195, F215, FX215, F235, FX235, F255, FX255, F265, FX265, FX285, FX305, FX335, FX435 Repl. 129795-01800

CS-1800 2200, 2700 Repl. 124250-01800

Rear Crankshaft Seals

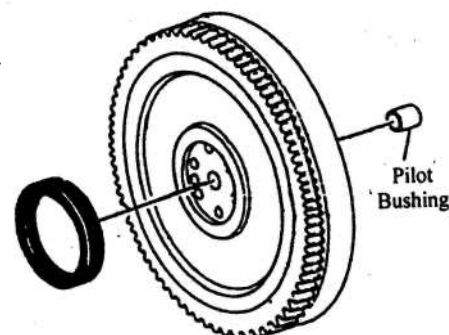
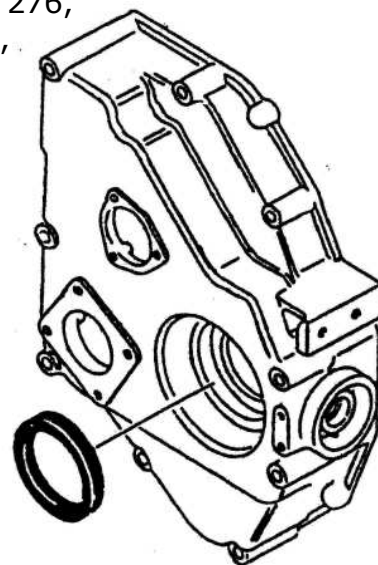
CS-1250 330, 336, 2200, 2620, 2700, 2820, 3000, 3110, 3220, 3810, 4220, 4300, 4500 Repl. 121250-02220

CS-1551 135, 155, 165, 220, 226, 250, 276, 1100, 1300, 1802, 1810, 1820, 2001, 2002, 2010, 2020, 2202, 2220, 2301, 2310, 2402, 2420, **YMG1800**, **YMG2000**, Repl. 121551-02220 & 124060-02220

CS-4085 140, 142, 146, 147, 169, 180, 186, 187, 195, 240, 1110, 1301, 1401, 1502, 1510, 1600, 1601, 1602, 1610, 1700, 1702, 1720, 1900, 2000, 2210, F14, F15, F16, FF145D, FF155D Repl. 124085-02220 (old # 124450-02220)

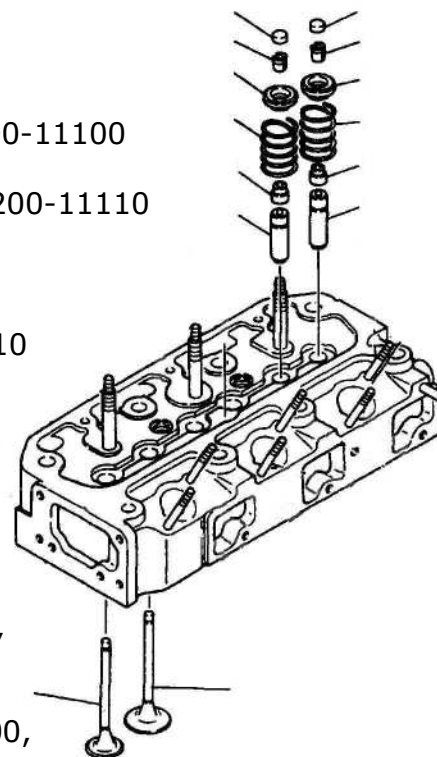
CS-9120 F18, F20, F22, FX24, FX26, FX28, FX32, F37D, FX42, F195, FX195, F215, FX215, F235, FX235, F255, FX255, F265, FX265, FX285, FX305, FX335, FX435 Repl. 129120-01780 (old # 129795-01780)

CS-4160 1500, 2500, 2610 Repl. 124160-02220



Valves

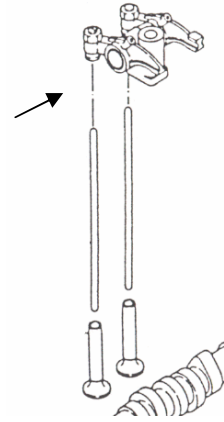
- IV-1300** Intake valve 135, 155, 165, 1100, 1300 Repl. 104200-11100
- EV-1300** Exhaust valve 135, 155, 165, 1100, 1300 Repl. 104200-11110
- IV-1218** Valve, intake 1500, 2500, 2610 Repl. 101218-11100
- EV-1218** Valve, exhaust 1500, 2500, 2610 Repl. 101218-11110
- IV-1422** Intake valve 3810, 4300 Repl. 121422-11100
(old # 121400-11101 & 121400-11103)
- EV-1422** Exhaust valve 3810, 4300
Repl. 121422-11110 (old # 121400-11110)
- IV-4600** Valve, intake 195, 240, 330, 336, 1600, 1700, 1900,
2000, 2210, 3000, 3110, 4500 Repl. 104600-11100
- EV-4600** Valve, exhaust 195, 240, 330, 336, 1600, 1700, 1900,
2000, 2210, 3000, 3110, 4500 Repl. 104600-11110
- IV-5225** Valve, intake 142, 146, 187, 1301, 1401, 1502, 1510,
1601, 1602, 1610, 1702, 1720, F14, F15 Repl. 105225-11100
- EV-5225** Valve, exhaust 142, 146, 187, 1301, 1401, 1502, 1510,
1601, 1602, 1610, 1702, 1720, F14, F15 Repl. 105225-11110
- IV-9100** Valve, intake F18, F20, FX20, F22, FX22, F24, FX24, FX26,
FX28, FX32, F37D, FX42, F215, FX215, F255, FX255,
FX285, FX305 Repl. 129100-11100 (old # 129150-11100)
- EV-9100** Valve, exhaust F18, F20, FX20, F22, FX22, F24, FX24, FX26,
FX28, FX32, F37D, FX42, F215, FX215, F255, FX255,
FX285, FX305 Repl. 129100-11110 (old # 129152-11110)
- IV-9350** Intake valve 276, 2001, 2010, 2020, 2202, 2220, 2301, 2310,
2402, 2420 Repl. 129350-11100
- EV-9350** Exhaust valve 276, 2001, 2010, 2020, 2202, 2220, 2301, 2310,
2402, 2420 Repl. 129350-11110



Push Rods

PR-4450 Push rod 195, 240, 1600, 1700, 1900, 2000, 2210, 2620, 2820, 3000, 3110, 3220, 4220, 4300
Repl. 124450-14400

PR-9171 Push rod F18, FX18, F20, FX20, FX22, FX24, F215, FX215, F255, FX255 Repl. 119171-14400
(old # 129150-14400); FX26, FX28, F37D, F42D, FX285, FX305, FX335, FX435 Repl. 129550-14400



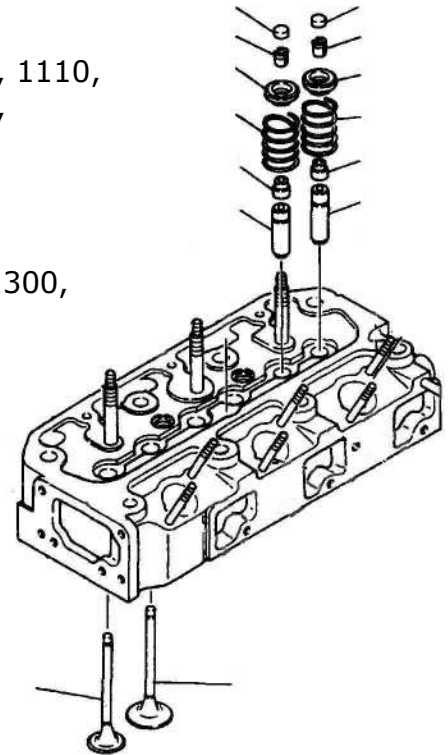
Valve Guides

IG-1180 Guide, intake 142, 146, 165, 187, 220, 250, 1100, 1110, 1300, 1301, 1401, 1502, 1510, 1601, 1602, 1610, YMG1800, YMG2000, F14, F15, F16
Repl. 124060-11800 (Old # 124060-11160)
Intake & Exhaust F17, FX17 Repl. 119810-11160

EG-1181 Guide, exhaust 165, 187, 220, 250, 1100, 1110, 1300, 1301, 1401, 1502, 1510, 1601, 1602, 1610, YMG1800, YMG2000, F14, F15, F16
Repl. 124060-11810 (Old # 124060-11170)

IG-4160 Guide, intake 1500, 2500, 2610
Repl. 124160-11161

EG-4160 Guide, exhaust 1500, 2500, 2610
Repl. 124160-11810 (Old # 124160-11171)

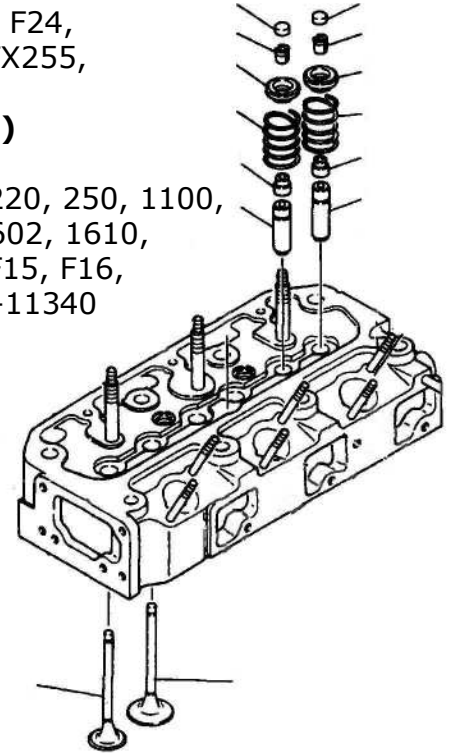


IG-4450 Guide, intake 195, 240, 276, 330, 336, 1600, 1700, 1900, 2000, 2001, 2010, 2020, 2202, 2210, 2301, 2310, 2402, 2620, 2820, 3000, 3110, 3220, 3810, 4220, 4300, F20, FX20, F24, F37D, F215, FX215, F255, FX255
Repl. 120130-11860 (old # 120130-11160 & 124450-11161)
F18, F22, FX32, FX42 Repl. 129150-11160

EG-4450 Guide, exhaust 195, 240, 276, 330, 336, 1600, 1700, 1900, 2000, 2001, 2010, 2020, 2202, 2210, 2301, 2310, 2402, 2620, 2820, 3000, 3110, 3220, 3810, 4220, 4300, F18, F22, F24, FX32, F37D, FX42, F215, FX215, F255, FX255
Repl. 129150-11810 (old # 129150-11170 & 124450-11810)

Valve Train Parts

- VS-4460** Valve stem seal 195, 240, 276, 330, 336, 1600, 1700, 1900, 2000, 2001, 2010, 2020, 2202, 2210, 2220, 2301, 2310, 2402, 2420, 2620, 2820, 3000, 3110, 3220, 4220, 4300, (F20, F22, F24, FX26, FX28, FX32, FX42, F215, FX215, F255, FX255, X285 & FX305 **intake**) Repl. 124460-11340
- VS-1400** Exhaust valve stem seal 4500, F20, FX20, F22, FX22, F24, FX24, FX26, FX28, FX32, FX42, F215, FX215, F255, FX255, F265, FX265, FX285, FX305, FX335, FX435
Repl. 121400-11340 (**Intake & Exhaust F18, FX18**)
- VS-4160** Valve stem seal 135, 142, 146, 155, 165, 186, 187, 220, 250, 1100, 1110, 1300, 1301, 1401, 1500, 1502, 1510, 1601, 1602, 1610, YMG1800, 1802, YMG2000, 2002, 2500, 2610, F14, F15, F16, F17, FF145D, FF155D Repl. 124950-11340 & 124160-11340
- VS-4211** Valve spring 1500, 2500, 2610 Repl. 104211-11120
- VS-4060** Valve spring 135, 142, 146, 155, 165, 187, 220, 250, 1100 w/ 2T73, 1110, 1300, 1301, 1401, 1502, 1510, 1601, 1602, 1610, 2002, F14, F15, F16
Repl. 124060-11120
- VS-4511** Valve spring 276, 330, 336, 2001, 2010, 2020, 2202, 2301, 2310, 2402, 2620, 2820, 3000, 3220, 3810, 4220, 4300 Repl. 104511-11120
- VS-4450** Valve spring 195, 240, 1600, 1700, 1900, 2000, 2210 Repl. 124450-11120
- VS-9795** Valve spring F18, F20, F24, FX26, FX28, F37D, F215, F235, F255
Repl. 129795-11120

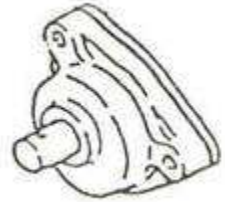


Continued on next page

Continued from previous page

- VR-1158** Valve keeper (1 pair) 135, 155, 165, 187, 220, 250, 1100, 1110, 1300, 1301, 1401, 1500, 1502, 1510, 1601, 1610, 2002, 2500, 2610, F14, F15, F17, FF145D, FF155D Repl. 27310-070001 (Old # 101158-11190)
- SR-8000** Valve keeper (1 pair) 195, 240, 276, 330, 336, 1600, 1700, 1900, 2000, 2001, 2010, 2020, 2202, 2301, 2310, 2402, 2620, 2820, 3000, 3810, 4300, F18, F20, FX20, FX24, FX26, FX28, F37D, F255, FX255 Repl. 27310-080001 (old #103338-11190)
- SR-4200** Valve spring retainer 135, 155, 165, 187, 1100, 1110, 1300, 1301, 1401, 1502, 1510, 1601, 1602, 1610, 2002, F14, F15 Repl. 104200-11180
- SR-3338** Valve spring retainer 195, 240, 276, 330, 336, 1600, 1700, 1900, 2000, 2001, 2010, 2020, 2301, 2310, 2620, 2820, 3000, 3110, 3220, 3810, 4220, 4300, F215, FX215 Repl. 103338-11180
- SR-4160** Valve spring retainer 1500, 2500, 2610 Repl. 124160-11180
- SR-9795** Valve spring retainer F18, F20, F24, FX26, FX28, F37D, F215 Repl. 129795-11180

Oil Pump



OP-1423 Oil pump 330, 336, 2500, 2610, 2620, 2820, 3000, 3110, 3220, 3810, 4220, 4300
Repl. 721423-32100 (old # 721390-32100 & 721252-32100)

CHECK for ANGLE or STRAIGHT tooth gear before ordering

OP-4790 Oil pump (**angle tooth gear**) 195, 240, 1700, 2000, 2210, 2210B Repl. 124790-32001
(Old # 124465-32000 & 724460-32700)

OP-4450 Oil pump (**straight tooth gear**) 1500 Red or Green, 1600, 1900
Repl. 724450-32700, **2000 Green**

OPG-3202 Oil pump gasket for **OP-1423, OP-4450 & OP-4790**
applications Repl. 124450-32020



OP-9350 Oil pump 140, 142, 146, 147, 169, 180, 186, 187, 220, 226, 250, 276, 1301, 1401, 1502, 1510, 1601, 1602, 1610, 1702, 1720, YMG1800, 1802, 1810, 1820, YMG2000, 2001, 2002, 2010, 2020, 2202, 2220, 2301, 2310, 2402, 2420, F14, F15, F16
Repl. 729350-32100(old #129350-32090 & 121450-32090)

OPG-1450 Gasket for **OP-9350** oil pump Repl. 121450-32021

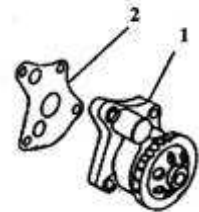


OP-4060 Oil pump 135, 155, 165, 1100, 1300
Repl. 724060-32701 & 124060-32011

OPG-1300 Gasket for **OP-4060** Repl. 124060-32092 & 124060-32091

OP-9553 Oil pump F18, F20, F22, F24, FX26, FX28, FX32, F37D, FX42, F46D, F195, F215, F235, F255, F265, FX285, FX305, FX335, FX435
Repl. 129553-32000 (old # 129150-32000 & 129418-32000)

OPG-9150 Gasket for OP-9553 Repl. 129150-32020



Oil Filters and Oil Lines

OF-1334 Oil filter, spin-on – **3.19" tall** F20, F175, 135, 155, 195, 240, 1300, 1301, 1400, 1500, F18 Repl. 119660-35150, 129150-35150 & 129150-35151



OF-4085 Oil filter, spin-on – **3.75" tall** 2500, 3000, F215, F22 Repl. 124085-35112 & 124085-35111
FX26, FX28 Repl. 129150-35150



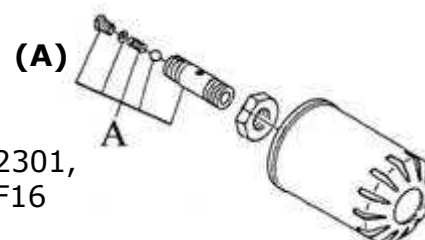
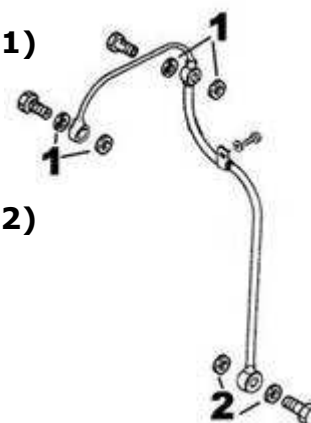
OP-39450 Oil pressure sending switch F18, FX18, F20, FX20, F24, FX24, FX32, FX42, F255, 187, 330, 1500, 1700, 2000, 2500, 2610, 2620, 2820, 3000, 3110, 3220, 4220, 4300 Repl. 121252-39450 & 124160-39450

FLP-800 Copper packing, oil line 187, 195, 240, 276, 336, 1110, **(1)** 1401, 1600, 1610, 1700, YMG1800, 1900, 2000, YMG2000, 2202, 2220, 2402, 2420, 2500, 2610, 3000, F16, F18, F20, FX20, F255, FX255 Repl. 23414-080000

FLP-1000 Copper packing, oil line 187, 195, 240, 276, 336, 1110, **(2)** 1401, 1610, 1700, YMG1800, 2000, YMG2000, 2220, 2420, 2610, F16, F18, F20, FX20, F255, FX255 Repl. 23414-100000

FLP-120 Copper packing, oil line 135, 155, 240, 1110 Repl. 23414-120000

FV-4085 Oil filter valve assby 135, 155, 165, 186, 195, 220, 226, 240, 250, 336, 1110, 1300, 1401, 1510, 1601, 1602, 1610, 1700, 1802, 2000, 2001, 2002, 2202, 2220, 2301, 2402, 2420, 2500, 2610, 2620, 2820, 3000, 4300, F16 Repl. 124085-35300 (old # 121250-35300)



Hydraulic Filters

HF-1120 Hydraulic filter, spin-on – for '02 & '20 series F14, F15, F20, F22, F24, F215 Repl. 194250-48310



Oil Level Dipstick

DS-1250 Oil level dipstick 195, 240, 1700, 2000, 2210, (1)
2210B, 3000, 3110, 3810, 4300 Repl. 121250-01791

OR-420 O-ring for dipstick Repl. 121420-01760 (2)

DS-4550 Oil level dipstick 2200, 2700 Repl. 124550-34800 (3)

DS-4160 Oil level dipstick 1500, 2000 Green (3)
Repl. 124160-34800

DS-3480 Oil level dipstick 220 Repl. 121520-34800 (3)



3



Drain Plugs

DP-110 Drain plug – M10 Repl. 129350-49120

DP-112 Drain plug – M12, 1401 oil pan drain
Repl. 23491-120002 (old # 124060-01640)



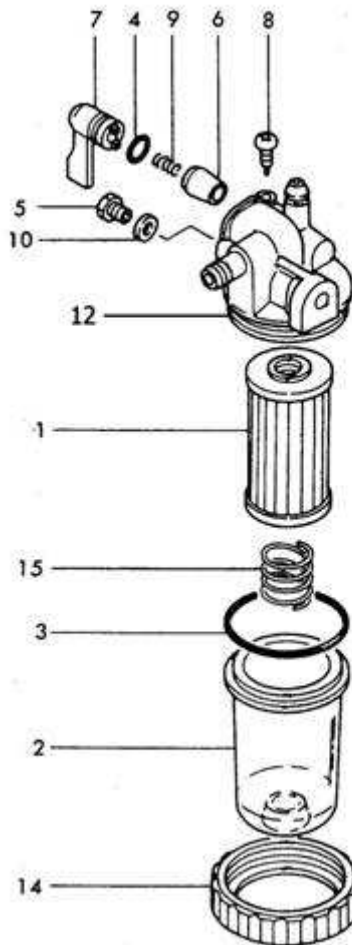
OR-112 O-ring for DP-110 & DP-112 Repl. 24311-000140

DP-114 Drain plug – M14 Repl. 23491-140002

OR-160 O-ring for DP-114 drain plug Repl. 24311-000160

Fuel System Parts

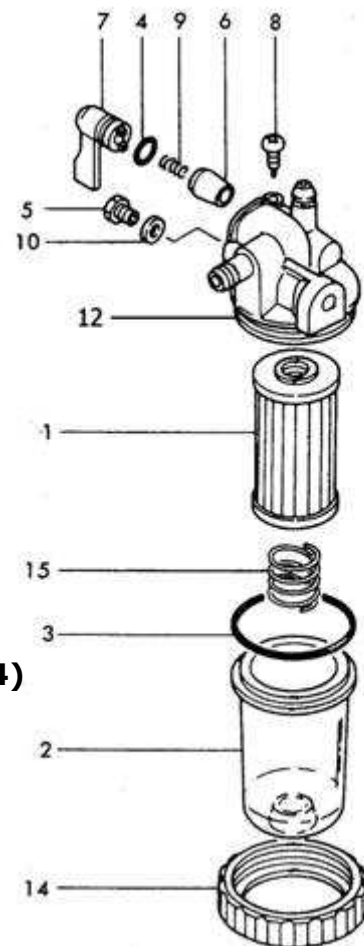
- P-4060** Fuel bleeder plug 187, 226, 1500, 1510, 1600, 1900, 2500, 3000 **(5)**
Repl. 124060-59380 (old # 101720-55750)
- PG-3418** Gasket for P-4060 Repl. 23418-060000 **(10)**
- FB-1** Fuel bowl 122, 126, 135, 140, 142, 146, 147, 155, **(2)**
165, 195, 240, 1500, 1510, 1700, 2000,
2210, F16, FX16 Repl. 124064-55510
- OR-4321** O-ring for FB-1 fuel bowl 195, 226, 240, 336 **(3)**
1500, 1700, 2000 Repl. 102103-55520
- FF-3262** Fuel filter, **2.717" tall, 1.378" OD** 122, 126, **(1)**
142, 146, 165, 169, 1100, 1110, 1300, 1500, 1700,
2000, 2210, F16, FX16, F175 Repl. 104500-55710
- FF-3263** Fuel filter, **3.49" tall, 1.378" OD** F22, **(1)**
F24, FX26, FX28, FX32, FX42, 220, 250, 255, 276,
330, 336, YMG1800, 1802, 1820, YMG2000, 2001,
2002, 2020, 2202, 2220, 2301, 2402, 2420, 2610,
2620, 2820, 3220, 3810, 4220, 4300
Repl. 124450-55700 & 124550-55700
- FF-3507** Fuel filter, **3.50" tall, 1.969" OD** F18, F20, **(1)**
F22, F24, FX26, FX28, FX32, F37D, FX42,
F46D, FX285, FX305 Repl. 124550-55700,
129100-55650 & 129155-55700



Continued on next page

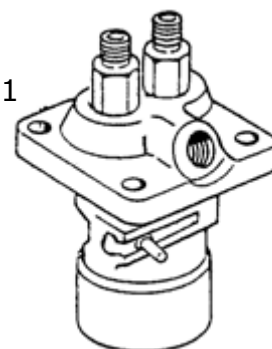
Continued from previous page

- FB-9155** Fuel bowl F18, F24, FX24, FX26, FX28, **(2)**
FX32, F37D, FX42, F46D Repl. 129155-55680
FX285, FX305 Repl. 129100-55680
- OR-650** O-ring for FB-9155 fuel bowl **(3)**
Repl. 24321-000650 & 24321-00651
- TV-4200** Taper valve for fuel shutoff 226, 336, **(6)**
1510, 1600, 1900 Repl. 104200-55321
- H-5534** Fuel shutoff handle 336, 1500, 1700, 2000 **(7)**
Repl. 104200-55341
- TVS-553** Taper valve spring 226, 336, 1510, 1600, **(9)**
1900 Repl. 104200-55330
- OR-240** O-ring for H-5534 handle Repl. 24311-240100 **(4)**
- FBH-552** Fuel bowl head 1500, 1700, 2000 **(12)**
Repl. 724160-55200
- FBR-250** Fuel bowl retainer ring for FBH-552 fuel bowl head
Repl. 110250-55610 **(14)**
- FBR-556** Fuel bowl retainer ring for FB-9155 fuel bowl **(14)**
Repl. 129100-55690



Injector Pump WITH STRAIGHT FITTINGS AS SHOWN

- IP-200** Injector pump 1500, 1700 Green Repl. 724160-51701;
1600 Repl. 724450-51700; 1700 Repl. 724460-51701;
195, 240, 2000, 2200, 2210, 2210B Repl. 724761-51701
NEW – No core to return



Injector Repair Parts

IPG-1250 Injector pump shim 330, 2500, 2610, 2620, 2820, 3000, 3110, 4300 Repl. 121250-01950

IPG-1450 Injector pump shim 187, 220, 226, 250, 1301, 1401, 1502, 1510, 1601, 1610, 1702, YMG1800, 1802, 1810, YMG2000, 2001, 2002, 2020, 2202, 2220, 2240, 2301, 2310, 2402, F14, F15 Repl. 121450-01951



IA-4060 Injector assembly 155, 220, 226, 250, 1300, YMG1800, 1802, 1810, 1820, YMG2000, 2002 Repl. 724060-53101 **(1)**

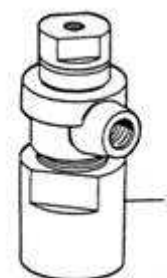
IA-4085 Injector assembly 180, 186, 187, 1301, 1401, **(1)** 1601, 1602, 1610, 1702, 1720 Repl. 724085-53100 (old # 724950-53100)

IA-4160 Injector assembly 1500, 2500, 2610 **(1)** Repl. 724160-53101 (old # 721150-53100)

IA-4571 Injector assembly 276, 2001, 2010, 2020, 2202, 2220, **(1)** 2301, 2310, 2402, 2420 Repl. 704571-53100

IA-4770 Injector assembly 195, 240, 330, 336, 1600, **(1)** 1700, 1900, 2000, 2210, 2620, 2820, 3000, 3110, 3220, 3810, 4220, 4300, 4500 Repl. 724770-53100

IA-9158 Injector assembly F18, F20, F22, F24, FX26, FX32, **(1)** FX42 Repl. 729158-53700



Continued on next page

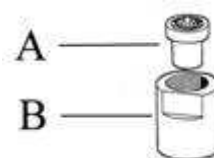
Continued from previous page

IN-2100 Injector nozzle 135, 142, 146, 155, 165, 169, 180, 195, 226, 240, 276, 330, 336, 1110, 1300, 1500, 1510, 1600, 1700, YMG1800, 1802, 1810, 1820, 1900, 2000, YMG2000, 2001, 2002, 2010, 2020, 2202, 2210, 2220, 2301, 2310, 2402, 2420, 2500, 2610, 2620, 2820, 3000, 3110, 3220, 3810, 4220, 4300, 4500, F14, F15, F16, F17, F18, FX18, F20, FX20, F22, FX22, F24, FX24, FX26, FX28, FX32, FX42, F165, (A)
Repl. 172100-53000



IN-4770 Injector nozzle 180, 186, 187, 1301, 1401, 1601, 1602, 1610, (A)
1702, 1720 Repl. 124770-53000

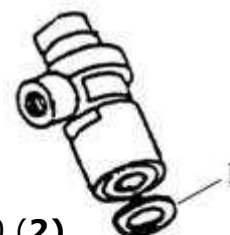
IN-4900 Injector nut 195, 240, 330, 336, 1600, 1700, 1900, 2000, (B)
2620, 2820, 3000, 3110, 3220, 3810, 4220, 4300
Repl. 104900-53080



IN-4300 Injector nut 1500, 2500, 2610 Repl. 104300-53080 (B)

IW-1147 Fuel Injection Valve Insulator 187, 1401, 1502, 1510, (1)
1601, 1602, 1610, F14, F15 Repl. 101147-11490

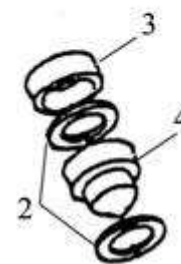
IW-3854 Fuel Injection Valve Insulator 135, 155, 195, 220, (1)
240, 276, 336, 1100, 1300, 1500, 1600, 1700, YMG1800, 1810, 1900, 2000, YMG2000, 2001, 2010, 2202, 2210, 2220, 2301, 2310, 2402, 2420, 2500, 2610, 2620, 2820, 3000, 3110, 3220, 3810, 4300
Repl. 103854-11490



GW-3288 Chamber gasket 1500, 2500, 2610 Repl. 103288-11450 (2)

GW-4900 Chamber gasket 195, 240, 336, 1600, 1700, 1900 (2)
2000, 2210, 2620, 2820, 3000, 3110, 3220, 3810
Repl. 104900-11450

GW-4950 Chamber gasket 187, 1401, 1502, 1510, 1601, (2)
1602, 1610, F14, F15, F16 Repl. 124950-11450



GW-1704 Chamber gasket 276, 2001, 2010, 2202, 2220, (2)
2310, 2402, 2420 Repl. 101704-11450

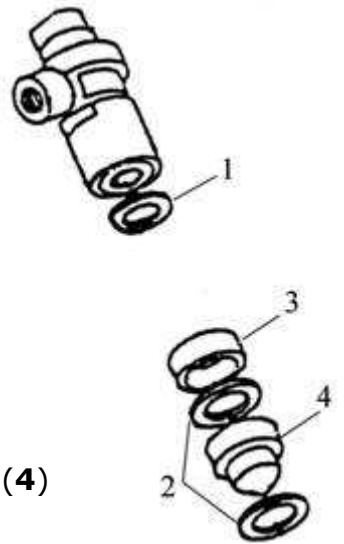
GW-1550 Chamber gasket YMG1800, YMG2000 Repl. 121550-11451 (2)

FLP-9795 Injector seal F18, F20, F22, F24, FX26, FX28, FX32, FX42 (2)
Repl. 129795-11460 (1 per injector)

Continued on next page

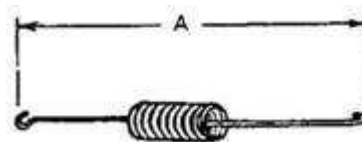
Continued from previous page

- IC-1141** Injector chamber, rear 195, 240, 336, 1600, 1700, 1900, (3)
2000, 2210, 2620, 2820 3000, 3110, 3220, 3810, 4220,
4500 Repl. 124450-11410 (old # 104900-11410)
- IC-4450** Injector chamber, front 195, 240, 336, 1600, 1700, (4)
1900, 2000, 2620, 2820, 3000, 3110, 3220, 4220
Repl. 124450-11401 (old # 124450-11420)
2210 Repl. 124770-11420; 4500 Repl. 124750-11420
- IC-4400** Inj. chamber, rear 1500, 2500, 2610
Repl. 104400-11410 (3)
- IC-4160** Inj. chamber, front 1500, 2500, 2610 (4)
Repl. 124160-11401 (old # 124160-11420)
- IC-4950** Inj. chamber, rear 1301, 1401, 1601, 1602, 1610, (3)
1702, 1720 Repl. 124950-11410
- IC-5311** Inj. chamber, front 1301, 1601, 1610 Repl. 105311-11420 (4)
1401 Repl. 121450-11420
- IC-9350** Inj. chamber, rear 2001, 2010, 2020, 2202, 2220, 2301, (3)
2310, 2402, 2420 Repl. 129350-11410
- IC-1140** Inj. chamber, front 2010, 2202, 2220, 2310, 2402, 2420 (4)
Repl. 129350-11400



Governor Springs

- GS-4465** Governor spring 195, 240, 1700
Repl. 124465-66010
A = 241mm
- GS-1250** Governor spring 336, 3000
Repl. 121250-66010
- GS-1150** Governor spring **2000, 2210** Repl. 124768-66011 (old # 124765-66010)
2500 Repl. 121150-66010. A = 173mm

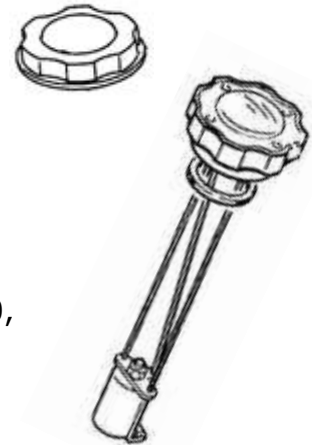


Fuel Tank Cap

TC-155 Fuel cap w/ sealing washer (Red plastic) 1110, 1300, 1401, 1500, 1510, 1600, 1700, 1900, 2000, 2500, 2610, 3000 Repl. 194155-04120



TC-5504 Fuel tank cap (Metal) 1601, 1610, 1700B, 1702, 1720, YMG1800, 1802, 1810, 1820, YMG2000, 2000B, 2002, 2010, 2020, 2200, 2202, 2210B, 2220, 2301, 2310, 2402, 2420, 2620, 2700, 2820, 4300, F14, F16, F18, F20, F22, FX22, F24, FX24, FX26, FX28, FF145D, FF155D, Repl. 101504-55041 (Old # 101504-55040)
F17, F255, FX255 Repl. 194555-04390



TC-4145 Fuel tank cap w/ gauge 140, 147, 186, 180, 187, 226, 330, 336, 2210, 2500, 2610, 3000, 3810 Repl. 194145-04302

Fuel Tank

FT-22 Fuel tank – plastic 195, 240, 1500, 1600, 1700, 1900, 2000, 2210 Repl. 194151-04111

FT-32 Fuel tank – plastic 336, 2500, 3000, 3110, 3810 Repl. 194145-04112

FLP-120 Copper packing (fuel) 240, 1600, 1700, (5) 1900, 2000, F255, FX255 Repl. 23414-120000 (old # 23415-120000) (12mm)

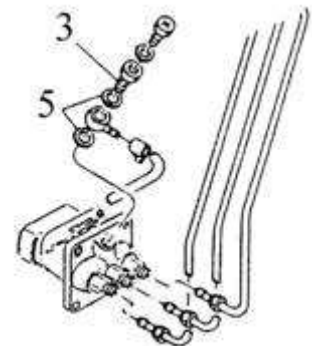
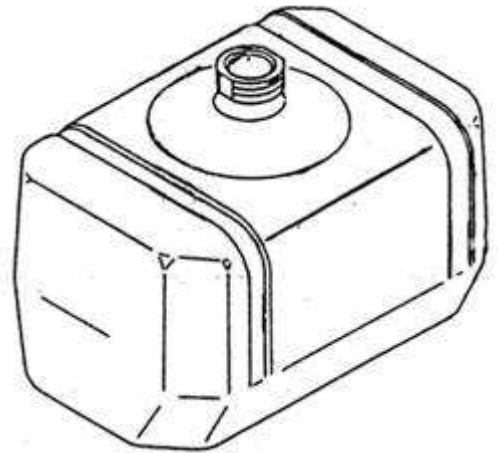
FLP-800 Copper packing (fuel) 1110, 1600, 1610, 1700, 1900, 2000 Repl. 23414-080000 (8mm)

FLP-4200 Copper packing (fuel) F18, FX18, F255, FX255, (5) 135, 155, 195, 226, 240, 1110, 1300, 1610, YMG1800, YMG2000, 2610, 2620, 2820, 3110 Repl. 104200-59170

FLP-414 Copper packing (fuel) 187, YMG1800, YMG2000, 2202, 2220, 2402, 2420, 2610 Repl. 23414-080012

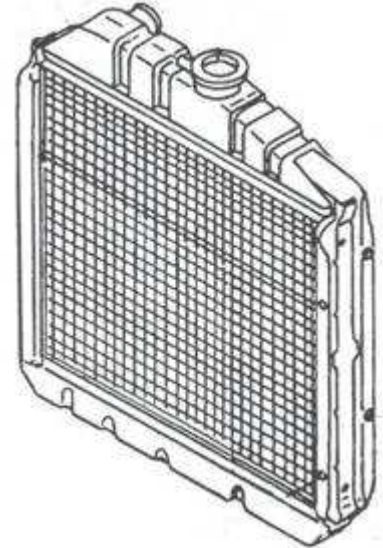
FLP-1000 Copper packing (fuel) YMG1800, YMG2000, 2210, 2620, 2820 Repl. 23414-100000 (10mm)

BB-3854 Banjo bolt 1500, 1700, 2000, 2500, 2610, 3000, 3110 Repl. 103854-59191 (old # 124060-59391) (3)



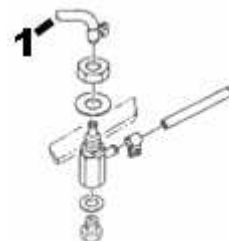
Radiators

- RA-4060** Radiator w/cap 135, 155, 165, 1100, 1300
Repl. 124064-44500 & 124064-44500
- RA-1462** Radiator w/cap 1301, 1401, 1502, 1510 Repl. 121462-44500
- RA-1468** Radiator w/cap 1601, 1602, 1610, 1702, 1720
Repl. 121468-44500 & 121470-44500;
1810 Repl. 121551-44500
YMG1800, 1802, 1820, YMG2000, 2002
Repl. 121567-44500
- RA-4160** Radiator w/cap 1500 Red Repl. 124160-44501
(note: lower mounting nuts on 8-3/4" centers)
- RA-4460** Radiator w/cap 240, 1700 Red, 2000 Red
Repl. 124460-44501
- RA-1247** Radiator w/cap 2210, 2210B Repl. 124768-44500
w/round overflow bottle
- RA-4768** **2000B** Repl. (w/rectangular overflow bottle)
- RA-9350** Radiator w/cap 2001, 2010, 2020, 2202, 2220,
2301, 2310, 2402, 2420 Repl. 129350-44500
- RA-1250** Radiator **2500** Repl. 121250-44500;
2610 Repl. 121150-44500
- RA-4450** Radiator 3000, 3110
- RA-9157** Radiator F & FX20, F & FX22, F & FX24 Repl. 129157-44500



Radiator Drain Cock Assembly

- RD-1250** Drain cock (3 way) assembly 2000 Red, 2000B, 2210,
2500, 2610, 3000, 3110, 3810, 4300, 4500
Repl. 121250-49100
- RD-4460** Drain cock assembly 1500, 1700 Red & Green, 2000 Green
Repl. 124460-49100
- RH-4915** Drain cock hose 1700, 2000, 2210 **(1)**
Repl. 124460-49150



Water Pumps and Gaskets

WPC-1700 Water pump kit for 1700. Includes water pump, BP-2000 back plate, 4 – M6x38 & 2 – M8x70 bolts, belt pulley, WP gasket, back plate gasket, lower radiator hose, bypass hose.

FM-1700 Fan mount YM 1700 Repl. 129460-44600

WP-2200 Water pump (NEW) 270, 2200, 2700 Repl. 724550-42700

WP-2000 Water pump (NEW) 330, 336, 1700B, 1900, 2000, 2000B, 2500, 2610, 3000, 3110, 3810, 4300
240 (2" hub or fan mount) (check bolt pattern)
Repl. 121250-42011 & 721250-42700

WP-2210 Water pump (NEW) **195, 2210 (2-1/4" hub or fan mount) 240 (2-1/4" hub) (check bolt pattern),**
Repl. 724768-42700

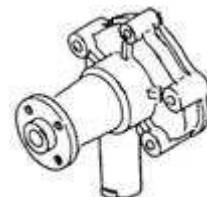
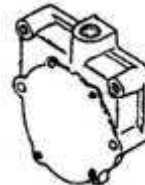
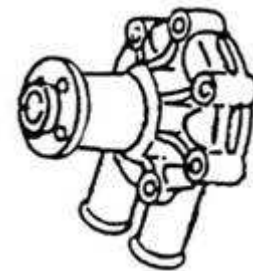
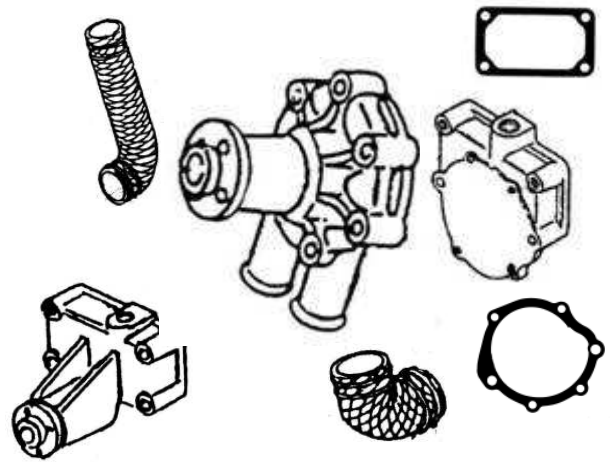
WPG-2000 Gasket water pump to back plate 195, 240, 330, 336, 1900, 2000, 2210, 2500, 2610, 2620, 2820, 3000, 3110, 3220, 3810, 4220
Repl. 124750-42051 (old # 124750-42050)

BP-2000 Water pump mount or back plate 330, 240, 2000, 2210, 2500, 2610, 3000 Repl. 121250-42120

WPG-4450 Gasket, back plate to head 1600, 1700, 1900, 2000, 2210, 2500, 2610, 2620, 2820, 3000, 3110, 3220, 3810, 4220 Repl. 124450-44410

WP-4201 Water pump (NEW) 169, 180, 186, 187, 220, 226, 250, 276, 1301, 1401, 1502, 1510, 1601, 1602, 1610, 1702, 1720, 1802, 1810, 1820, 2001, 2002, 2010, 2020, 2202, 2220, 2301, 2310, 2402, 2420,
YMG1800, YMG2000, F14, F15 Repl. 121023-42100, 121450-42010 & 129350-42010

Continued on next page



Continued from Previous Page

WPG-9150 Gasket, water pump F17, F18, F20, F22, F24, FX26, FX28, FX32, F37D, FX42, F165D, F195, F215, F235, F255, F265
Repl. 129150-42020 & 129486-42050

WPG-1450 Gasket, water pump to back plate for WP-4201
Repl. 121450-42050 (old # 121023-42051)

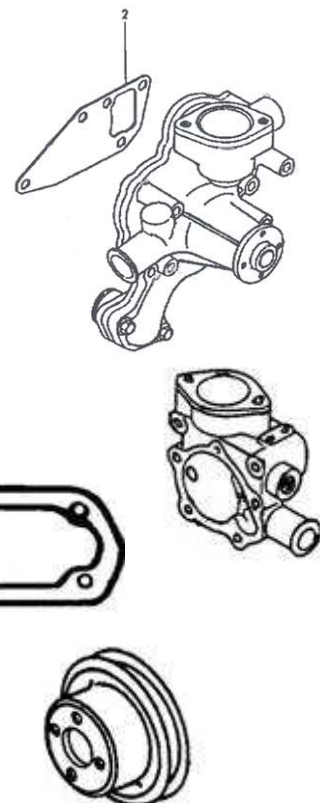
BP-9350 Water pump mount or back plate 2001, 2010, 2202, 2220, 2301, 2310, 2402, 2420 Repl. 129350-42120

WPG-4441 Gasket, back plate to head 186, 226, 276, 1502, 1510, 1601, 1602, 1610, 1702, 1720, 1802, 2002, 2002, 2002, 2002
Repl. 121450-44410

WPG-9350 Gasket, back plate to head 2010, 2202, 2220, 2310, 2402, 2420 Repl. 129350-44410

WPP-4235 Water pump pulley 330, 336, 2000, 2500, 2610, 3000, 3110, 3810, 4300 Repl. 124750-42350

WPP-1450 Water pump pulley 1301, 1401, 1502, 1510, 1601, 1602, 1610, 1702, 1720, YMG1800, 1802, 1810, 1820, YMG2000, 2001, 2002, 2010, 2020, 2202, 2220, 2301, 2310, 2402, 2420, 3220, 4220, F14, F15
Repl. 121450-42350



Radiator Hoses

RH-9011 **Upper** radiator hose 2500, 3000, 3110
Repl. 121250-49011; **2610** Repl. 121150-49010
2000B Repl. 124768-49010; **330** Repl. 121254-49010


RH-1254 **Lower** radiator hose 186, 220, 330, 2500, 2610
Repl. 121254-49020 (Old # 121150-49020)

RH-1150 **Bypass** hose 2500, 2610 Repl. 121150-49030

RH-4460 **Upper** radiator hose 195, 240, 1500, 1700, 2000, 2210, 2210B
Repl. 124460-49010 & 124768-49010
135, 155, 165, 1300 Repl. 124060-49010

RH-4465 **Lower** radiator hose **135, 155, 165, 1300** Repl. 124060-49020
1500 Repl. 124160-49020, **1700** Repl. **124465-49020**

Continued on next page



Continued from previous page

RH-4761 Lower radiator hose 195, 240, 1900, 2000, 2210, 2210B, 3000, 3110 Repl. 124761-49020 & 121250-49020; **1700B, 2000B** Repl. 124768-49020

RH-1250 Bypass hose 195, 240, 330, 2000, **2000B**, 2210, 2210B, 2620, 2820, 3000, 3110, 3220, 4220 Repl. 121250-49030

RH-1267 Upper hose 2620, 2820, 3220, 4220 Repl. 121267-49010

RH-2620 Lower hose 2620, 2820, 3220, 4220 Repl. 121262-49020

RH-4915 Drain cock hose 1700, 2000, 2210 Repl. 124460-49150

RH-1291 Upper radiator hose F18, F20, F22, F24, FX24, F195, F215, FX215, F235, FX235, F255, FX255 Repl. 129150-49010 (old # 121950-49010)

RH-9150 Lower radiator hose F18, F20, F22, F24, FX24, F195, F215, F235, F255, F265 Repl. 129150-49020 (old # 121950-49020)

RH-2200 Upper radiator hose 2200, 2700 Repl. 124550-49010

RH-2700 Lower radiator hose 2200, 2700 Repl 124550-49030

RH-4550 Bypass hose 2200, 2700 Repl. 124550-49020

RH-4901 Upper radiator hose 187, 220, 226, 250, 276, 1301, 1401, 1502, 1510, 1601, 1602, 1610, 1702, 1720, YMG1800, 1820, YMG2000, 2010, 2020, 2220, 2310, 2420 Repl. 121450-49010(Also Repl. 129350-49010, upper hose on 169, 180, 186, some 276, 1802, 1810, 2001, 2002, 2202, 2301, 2402 models)

RH-4902 Lower radiator hose 169, 180, 186, 187, 220, 226, 250, 276, 1301, 1401, 1502, 1510, 1601, 1602, 1610, 1702, 1720, YMG1800, 1802, 1810, 1820, YMG2000, 2001, 2002, 2010, 2020, 2202, 2220, 2301, 2310, 2402, 2420 Repl. 121450-49020 (Old # 129350-49020)

RH-4903 Bypass hose 142, 146, 155, 169, 180, 186, 187, 220, 226, 250, 276, 1301, 1401, 1502, 1510, 1601, 1602, 1610, 1702, 1720, YMG1800, 1802, 1810, 1820, YMG2000, 2001, 2002, 2010, 2020, 2202, 2220, 2301, 2310, 2402, 2420, F14, F15, F16 Repl. 121450-49030

Continued on next page



Continued from previous page

RH-336 **Upper** radiator hose 336, 3810, 4300
Repl. 121422-49011, 121252-49010 & 121120-49010

RH-3810 **Lower** radiator hose 336 Repl. 121253-49020; 3810 Repl. 121252-49020

RH-1252 **Bypass** hose 336, 3810, 4300 Repl. 121252-49030

Fan Belts

FB-27 Fan belt some model 1300s Repl. 125112-002700 (old # 124936-44290)

FB-28 Fan belt 135, 155, 165, some 1100s, some 1300s Repl. 25112-002800

FB-30 Fan belt some 1100s Repl. 124060-44290 & 124064-44290

FB-31 Fan belt 1510 Repl. 121023-42290

FB-32 Fan belt 1500 Repl. 124160-77290

FB-34 Fan belt Repl. 25112-003400

FB-35 Fan belt Repl. 25132-003500 & 25112-003501

FB-33 Fan belt 142, 146, 169, 180, 187, 220, 226, 250, 1301, 1401, 1502, 1601, 1602, 1610, 1702, 1720, YMG1800, 1802, 1810, 1820, 2002, YMG2000, 2010, F14, F15 Repl. 25112-003300; **2202, 2402** Repl. 121456-42290

FB-36 Fan belt 2500, 2610 Repl. 25112-003601 (old # 121150-42290)

FB-37 Fan belt 1700, 2000, 2000B, 2620, 2820, 3000, 3110 Repl. 25112-003700
227, 276, 330 Repl. 25132-003700

FB-38 276 W/ 3T84HA-S engine, **3220, 4220** Repl. 121492-42290
195, 240, 2210 Repl. 25112-003801


FB-39 Fan belt F18, FX18, F20, FX20, F22, FX22, F24, FX24, FX26, FX28, FX32, FX42, 2620, 2820 Repl. 25132-003900

FB-40 Fan belt 1600, 1900, 2200, 2700, 3810 Repl. 25132-004000;
336, 3810 Repl. 121252-42290 ;
F215, FX215, F255, FX255, FX285, FX305 Repl. 124722-42290



Radiator Cooling Fan

- CF-1300** Fan 140, 147, 1300, 1900 Repl. 124750-44740
- CF-4474** Fan 165, 1500, 1600, 1700, 2000, FF145D, FF155D Repl. 124450-44740
- CF-4474** Fan 186, 220, 226, 1301, 1401, 1502, 1510, 1601, 1602, 1610, 1702, 1720, YMG1800, 1802, 1810, 1820, YMG2000, 2002 Repl. 121450-44740
- CF-4474** Fan 195, 240, 2020, 2202, 2210, 2210B, 2220, 2402, 2420, 2620, 2820 Repl. 124768-44740
- CF-4474** Fan 2001, 2010, 2301, 2310 Repl. 129350-44740
- CF-2500** Fan 2200, 2500, 2610 Repl. 124251-44740
- CF-9120** Fan 3220, 4220, FX26, FX28, FX32, FX42, FX285, FX305, FX335, FX435 Repl. 129120-44741 (old # 121267-44741)
- CF-9354** Fan 3810, F20, F22, F24, F37D, F255 Repl. 129354-44740 (old # 121252-44740)



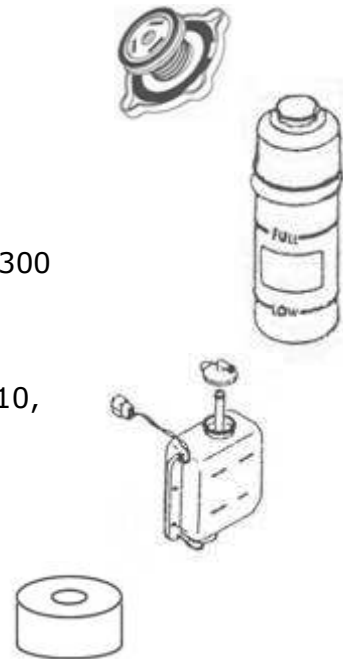
Thermostat and Related Parts

- HT-9350** Thermostat 160 degrees 140, 142, 146, 147, 169, 180, 187, 226, 276, 336, YMG1800, 1802, 1810, YMG2000, 2002, 2010, 2310, 2620, 2820, 4220, 4300 Repl. 129350-49800
- HT-9150** Thermostat F17, F20, F22, F24 Repl. 129150-49800
- HT-9155** Thermostat F18, FX26, FX28, F37D, FX42, F195, FX195, F215, FX215, F255, FX255, FX285, FX305 Repl. 129155-49800
- TG-9350** Thermostat **gasket** 336, YMG1800, 1802, YMG2000, 2001, 2002, 2220, 2301, 2310, 2420, F17, F20, F22, F24, FX26, FX28, FX32, FX42 Repl. 129350-49541 & 124736-49540
- TG-9795** Thermostat **gasket** F18, FX26, F37D, F195, F215, F255, FX285, FX305 Repl. 129795-49550
- THC-9350** Thermostat hsg cover YMG1800, 1802, 1810, YMG2000, 2001, 2010, 2220, 2301, 2310, 2420, F17, F18, FX26, FX28, FX32, FX42, F195, FX195, F215, FX215, F255, FX255 Repl. 129350-49530
- BH-4732** Thermostat by pass hose 2620, 2820, 3810 Repl. 124732-49251



Radiator Parts

- RC-28** Radiator cap, common to many models
- RC-65** Radiator cap F255, FX255, FX285, FX305
(65mm dia) Repl. 129107-44590 / 129171-44630
- OFT-4450** Round over-flow tank 122, 126, 142, 146,
220, 250, 1500, 1510, 1600, 1700, 1900, 2000, 4300
Repl. 124450-44510
- OFT-1470** Rect. Over-flow tank 1602, 1610, 1702, 1720,
YMG1800, 1802, 1810, YMG2000, 2001, 2002, 2010,
2020, 2202, 2220, 2301, 2310, 2402, 2420,
2620, 2820, F24, FX24 Repl. 121470-44510
- RSA-446** Radiator shock absorber 1700, 2000
Repl. 121400-44640 (old # 124450-44650)
- RSA-550** Radiator shock absorber F18, FX18, F24,
FX24, FX32, FX42, F195, F255, FX255
Repl. 129550-44660



Temperature Sending Switch

- TS-44901** Temp sending switch for tractors w/warning light 122, 126,
140, 142, 146, 147, 169, 186, 195, 220, 240, 276, 330, 336
1100, 1500, 1502, 1510, 1600, 1700, 1900, 2000, 2210,
2500, 2610, 3000, 3110, 3810 Repl. 121250-44901;
155, 1300 Repl. 124450-44902
- TS-1470** Temp sending switch for tractors with gauge
1601, 1602, 1610, 1702, 1720, 1802,
1820, 2002, 2202, 2220, 2402, 2620, 2820, 3220, 4220,
F16 Repl. 121470-44900
- TS-44901** Temp sending switch YMG1800, 1810, 2000B, YMG2000,
2001, 2010, 2020, 2301, 2310, 2420, F18, FX18, F20, FX20,
F24, FX24, FX32, F37D, FX42, FF145D, FF155D, F215, FX215,
F255, FX255, FX335, FX435 Repl. 124250-4935



Thermostart Plugs and Related Parts

TE-1520 Thermostart plug 140, 147, 1502, 1802, 1820, 2002, 2020, 2202, 2220, 2402, 2420, 3110, F16 Repl. 121520-77910



TE-4450 Thermostart plug 135, 140, 147, 155, (1) 165, 169, 186, 187, 220, 226, 250, 276, 336, 1100, 1110, 1300, 1401, 1500, 1510, 1600, 1601, 1610, 1700, 1900, 2000, 2210, 2500, 2610, 3000, 3110, 3810, 4300, 4500
Repl. 124450-77910 & 121023-77910



TE-766 Adaptor for TE-4450 Repl. 124460-77660 (2)


TE-9350 Thermostart plug YMG1800, 1810, YMG2000, 2001, 2010, 2301, 2310, 2620, 2820, 3220, 4220
Repl. 129350-77910



HT-4460 Thermostart tank assembly 135, 155, 165, 1110, 1500, 1700, 2000, 2210, 2500, 3000 Repl. 124460-77802



HT-1750 Thermostart tank assembly 140, 147, 187, 220, 226, 250, 336, 1401, 1502, 1510, 1610, 1702, 1720, YMG1800, 1802, 1810, 1820, YMG2000, 2001, 2002, 2010, 2020, 2202, 2220, 2301, 2310, 2402, 2420, 2620, 2820, 3220, 3810, 4220, 4300, F16 Repl. 121750-77800



Glow Plugs

GP-778 Glow plug for Yanmar "F" series, KE2D, KE3A, KE3D, KE4A, KE4D Repl. 129155-77801



GP-2200 Glow plug 2200, 2700 Repl. 124250-11500

Muffler

MA-250 Muffler with elbow, mounting flange and pipe
195, 240, 330, 336, 1300, 1401, 1500, 1600, 1700, 1802,
1900, 2000, 2001, 2002, 2202, 2210, 2220, 2301, 2310,
2402, 2420, 3000, 3110, 3220, 3810, 4220, 4500
Repl. 721250-13700

ME-22 Muffler spacer extension - extends muffler from
exhaust manifold by 22 mm (used on 1401, 1601, 1610,
1702, 1720 & others)

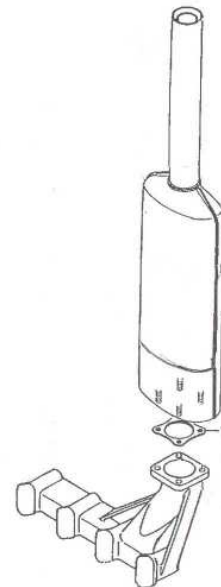
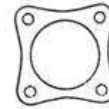
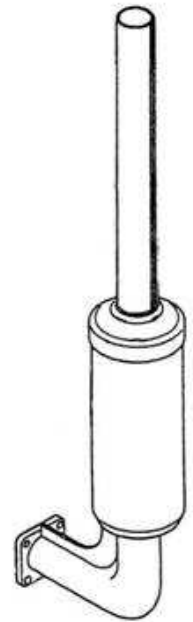
MG-1450 Muffler to manifold gasket 195, 220, 226, 240, 250, (1)
276, 330, 336, 1300, 1401, 1500, 1502, 1510,
1601, 1602, 1610, 1700, 1702, 1720,
YMG1800, 1802, 1820, 1900, YMG2000, 2000, 2210,
2202, 2220, 2301, 2310, 2402, 2420, 2610, 2500,
3000, 3110, 3220, 3810, 4220, 4500, F18, F20, F22,
F24, FX26, FX28, FX32, F36D, F47D, FX42
Repl. 124701-11911
(old # 121450-13201 & 124450-11900)

MG-2700 Gasket, manifold to head 2200, 2700 (2)
(2 required) Repl. 124550-13200

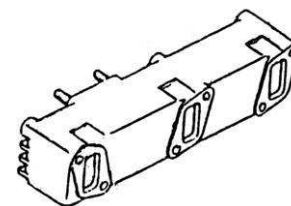
MG-2200 Gasket, Manifold to muffler 2200, 2700 (3)
Repl. 124250-13210

MA-134 Muffler & pipe F18, FX18, F20, FX20, F22, FX22,
F24, FX24, FX26, FX28, FX32, F36D, FX42, F47D
Repl. 121855-13491 & 129155-13491
(old # 129550-13491)

WC-3 Weather cap for 1-3/4" pipe
Fits **MA-134** and **MA-250**



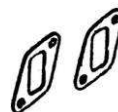
Manifolds and Gaskets



EM-1158 Exhaust Manifold 2500, 2610 Repl. 721158-13500

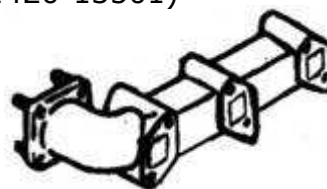
MG-150 Manifold to head **gasket**, 2500, 2610
Repl. 121150-13520 (3 required)

MG-1250 Manifold to head **gasket**, 330, 336, 2620,
2820, 3000, 3110, 3810, 4300
Replaces 121250-13520 (3 required)



EM-1258 Exhaust Manifold 336, 3000, 3110
Repl. 721258-13500 (Old #'s 721250-13500 & 721420-13501)

EM-1551 Exhaust Manifold 220, 226, 250,
YMG1800, 1802, 1810, YMG2000, 2002
Repl. 721551-13500



MG-1550 **Gasket**, manifold to head, 220, 226, 250, YMG1800,
1802, 1810, YMG2000, 2002 Repl. 121550-13521

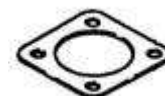
EM-9350 Exhaust Manifold 2001, 2010, 2020, 2202,
2220, 2301, 2310, 2402, 2420 Repl. 729350-13500



EM-4160 Exhaust manifold 1500 Repl. 124160-13510

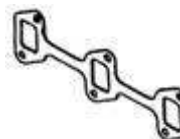
EM-4460 Exhaust manifold 195, 1700, 2000, 2210 Repl. 124460-13510

MG-1450 Manifold to head **gasket** 195, 240, 1500, 1601, 1700, 2000,
2210, 2220, 2420, 2500, 2620, 2820, F20, FX20, F24, FX24
Repl. 124701-11911 (old # 121450-13201 & 124450-11900)



MG-1325 Manifold to head **gasket** 186, 187, 1401, 1502, 1510, 1601,
1602, 1610, 1702, 1720, F14, F15, F16 Repl. 121450-13251

MG-9322 Manifold to head **gasket** 276, 2001, 2010,
2020, 2202, 2220, 2301, 2310, 2402, 2420
Repl. 129322-13521 (old # 129350-13250)



MG-9150 Manifold to head **gasket** F18, F20, FX20, F22,
FX22, F24, FX24, F215, FX215, F235, FX235,
F255, FX255 Repl. 129150-13110



MG-9550 Manifold to head **gasket** (4 Cyl.) FX26, FX28, FX32,
F37D, FX42, FX285, FX305, FX335, FX435 Repl. 129550-13110

Continued on next page

Continued from previous page

IMG-1250 Intake manifold gasket 330, 336, 3000
Repl. 121250-12710

IMG-1150 Intake manifold gasket 2500, 2610
Repl. 121150-12710

IMG-1551 Intake manifold gasket YMG1800, 1802,
1820, YMG2000, 2002 Repl. 121551-12710



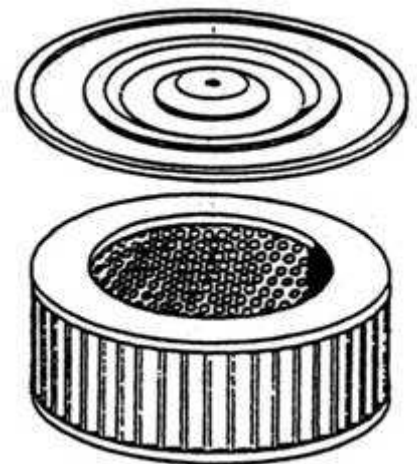
Air Filters

AC-4450 Air filter canister w/o filter Repl. 124450-124451
Repl. 124763-12500

AC-4451 Top cover w/ rubber seal.

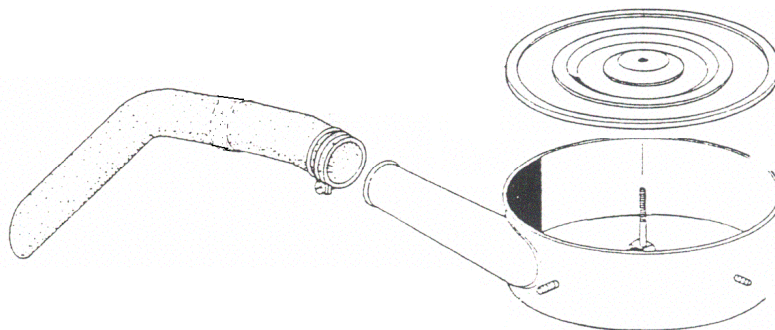
BS-250 Seal, air cleaner collar for tractors using
AF-6022M air filter element

AF-6022M Air Filter – Metal Frame like OEM 195, 240,
1500, 1600, 1700, 1900, 2000, 2500, 3000
Repl. 124295-12560 (old # 124763-12510)
(approx. 7.44" OD)



ABH-4160 Air breather hose 1500 Repl. 124160-12550

ABH-4460 Air breather hose 195, 240, 1700, 2000 Repl. 124460-12551



Continued on next page

Continued from previous page

AF-2710 Air filter, **5.50" OD 1100**, 1300
135, 155 Repl. 124060-12510

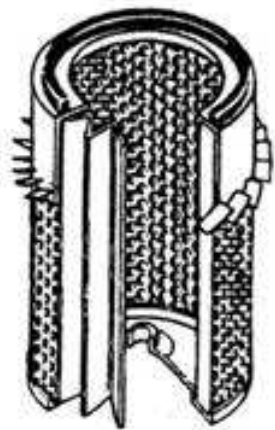
AF-2276 Air filter w/fin (**10.375"** tall) 276, 330, 336, 2610, 2620,
2810, 2820, 3110, 3220, 3810, 4300, F18, F20,
FX20, F22, FX22, F24, FX24, FX26, FX28,
FX32, F37D, FX42, F195, F255, FX285, FX305,
FX335 Repl. 121120-12901,
121253-12510, 121256-12510, 129150-12510

AF-6262 Air filter w/fin (**7.90"** tall) 2001, 2010, 2020, 2202,
2210, 2210B, 2220, 2301, 2310, 2402, 2420
Repl. 129350-12900 & 124756-12510

AF-6270 Air filter w/fin (**7.25"** tall) 122, 126, 140, 142,
146, 147, 165, 169, 180, 187, 220, 226, 250, 255, 1301,
1401, 1502, 1510, 1601, 1602, 1610, 1702, 1720, YMG1800,
1802, 1810, 1820, YMG2000, 2002, F14, F15, F16
Repl. 121465-12510, 124066-12510 & 171022-12530
**For 135 & 155 w/precleaner, 186 & 226 remove
plastic cover and fins. Repl. 124064-12510**

AFS-100 Air filter cap clip (clip only)

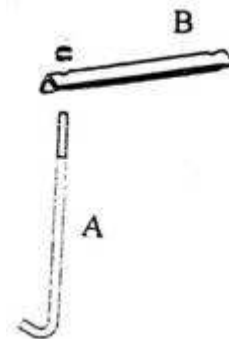
AFC-9350 Air filter cap (Repl. 129350-12530) & cover (Repl.129350-12540)
2 pc set for 2001, 2010, 2020, 2202, 2220, 2301,
2310, 2402, 2420 Clips included



Battery Hold Down

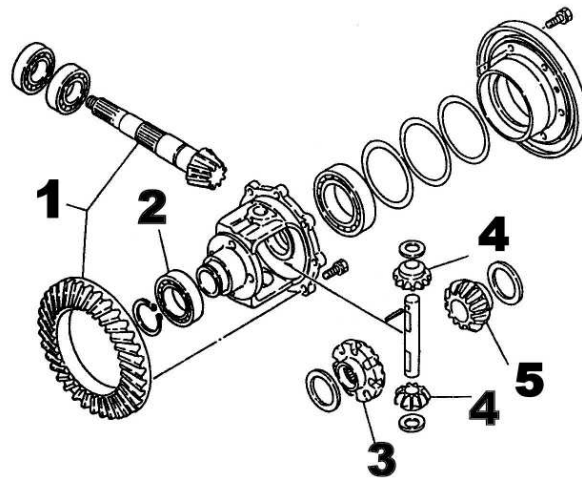
BR-617 Battery hold down rod w/nut. 4" threaded area. **(A)**
Replaces 194190-61740

BH-515 Battery hold down Repl 194190-61750 **(B)**



Group 3

Front Axle & Steering



Steering Wheels and Parts

SW-150 Steering wheel w/cap, **keyed**, 1500, 1600, 1700, 1900, 2000, 2200, 2210, 2210B, 2500, 2700, 3000
Repl. 194145-15710, 194150-15710, 194130-15710

WK-519 Woodruff key for SW-150 steering wheel Repl. 22522-050190

SW-420 Steering wheel w/cap, **fine spline**, 187, 220, 226, 1300, 1601, 1610, 1700B, 1702, 1720, YMG1800, 1802, 1820, 2000B, YMG2000, 2002, 2010, 2020, 2202, 2220, 2301, 2310, 2402, 2420, 2610, 2620, 2820, 3110, 3220, **F17, FX17**
Repl. 194420-15700, 194420-15710

SW-440 Steering wheel w/cap, **coarse spline**, F14, F15, F16, 140, 147, 165, 169, 1100, 1300, 1301, 1401, 1502, 1510, 1602 Repl. 194440-15700, 194440-15800

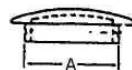
SW-555 Steering wheel w/cap, **fine spline**, F18, FX18, F20, FX20, F22, FX22, F24, FX24, FX26, FX28, FX32, F37, FX42, F46 FX285, FX305 Repl. 194555-15700

SWN-120 Steering wheel nut 140, 147, 226, 1100, 1110, 1301, 1401, 1502, 1510, 1601, 1602, 1610, 1700B, 1702, 1720, 1802, 1810, 1820, 2000B, 2002, 2010, 2020, 2202, 2220, 2301, 2310, 2402, 2610, 4300, F18, F20, F22, F24
Repl. 26776-120002, 26356-120002 & 26777-120002

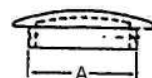
SWN-4130 Steering wheel nut 1500, 1600, 1700, 2000, 2200, 2210, 2210B, 2500, 2700, 3000 Repl. 194130-15530

SWN-6716 Steering wheel nut 1300 Repl. 26716-120000 (old # 26717-120002)

SW-4930 Steering wheel center cap, common to many models. A = 49.30mm



SW-6320 Steering wheel center cap, common to many models. A = 63.20mm



Steering Column and Related Parts

SC-1550 Steering shaft w/ worm gear 195, 240, 1500, 1600, 1700, 1900 (A)
2000, 2200, 2700 Repl. 794130-15500 (**Brgs not included**)(keyed)

SC-2500 Steering shaft w/worm gear 330, 2500, 3000
Repl. 194145-15500 (**Brgs not included**)(keyed)
2610, 3110 Repl. 194330-15500 (A)
(**Req. purchase of SW-150 strg wheel**)

WK-519 Woodruff key for SC-1550 & SC-2500 strg column
Repl. 22522-050190

SC-4166 Steering shaft w/worm gear (2-pc) 1601, 1610, YMG1800, (A)
1802, 1810, 1820, YMG2000, 2001, 2002, 2010, 2020, 2202,
2220, 2301, 2310, 2402, 2420 Repl. 194166-15500; (Splined)
Purchase of SW-420 required for 2210, 2210B
Repl. 194310-15500 (Brgs not included)(Splined)

SC-4440 Steering shaft w/worm gear (2-pc) 140, 147, old 186, 1401, 1510, F175
Repl. 194440-15500 (**Brgs not included**) (Splined) (A)

SC-4340 Steering shaft w/worm gear 1100, 1300 Red (A)
15.5 mm diameter shaft (Splined) **Brgs not included**

SB-750 Steering column brg. (2 per column) 155 w/**19mm** shaft, 165, 169,
180, New 186, 187, 195, 220, 226, 240, 250, 1500, 1600, 1601,
1610, 1700D, 1702, 1720, YMG1800, 1802, 1810, 1820, 2000,
YMG2000, 2001, 2002, 2010, 2020, 2200, 2202, 2210, 2220, 2301,
2310, 2402, 2420, F17, FX17, F18, FX18 Repl. 194750-15520 (B)

SB-4145 Steering column bearing (2 per column) 276, 330, 330D, 1300, 2500,
2610, 2620, 2820, 3000, 3110, F20, FX20, F24, FX24, F215, FX215,
F235, FX235, F255, FX255, F265, FX265 Repl. 194145-15310 (B)

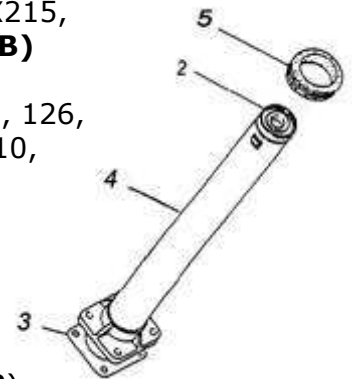
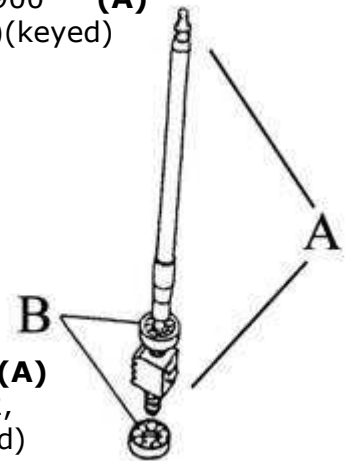
SB-262 Steering column bearing (2 per column F13, F14, F15, F16, 122, 126,
135, 140, 142, 146, 147, old 186, 1100, 1301, 1401, 1502, 1510,
1602, FF145D, FF155D, F165D Repl. 194262-15520 (B)

SCG-42 Steering column grommet 195, 240, 1601, 1610, 1700,
1702, 1802, 2000, 2002, 2210, 2310, 2500, 3000, 3810
Repl. 194990-72050 & 194145-15650 (5)

SCB-4750 Strg. column bushing 1700, 2000, 2610 Repl. 194750-15310 (2)

SCS-1 Steering column shim 0.1 thick Repl. 194750-15280 (3)

Continued on next page



Continued from previous page

SCS-2 Steering column shim 0.2 thick Repl. 194750-15290 **(3)**

SCS-3 **Steering column shim 0.3 thick (3)**

SC-4190 Steering column tube, includes # 2, 1500, 1700, 2000
Repl. 194190-15200 **(4)**

Steering Box and Related Parts

SC-1515 Side cover w/bushing 1601, 1610, YMG1800, **(10)**
YMG2000, 2010, 2210B Repl 194310-15150;
1500, 1600, 1700, 1900, 2000 Repl. 194197-15150

SCB-1511 Steering box YMG1800, YMG2000, 2010, 2020, 2210 **(8)**
Repl. 194241-15110

SB-2616 Bushing 1500, 1700, 2000 (short) for adjustment end

SB-2630 Bushing 2210, 2610

SB-2637 Bushing for output or seal side of shaft 1500, 1700, 2000

SSS-4262 Steering sector shaft, horizontal F13, F165D, 122, 126, 135,
135D, 140, 142, 146, 147, 186, 1300 Red, 1301, 1401, 1502,
1510, 1602 Repl. 194262-15410 **155, 155D, 165, 165D**
Repl. 194340-15140

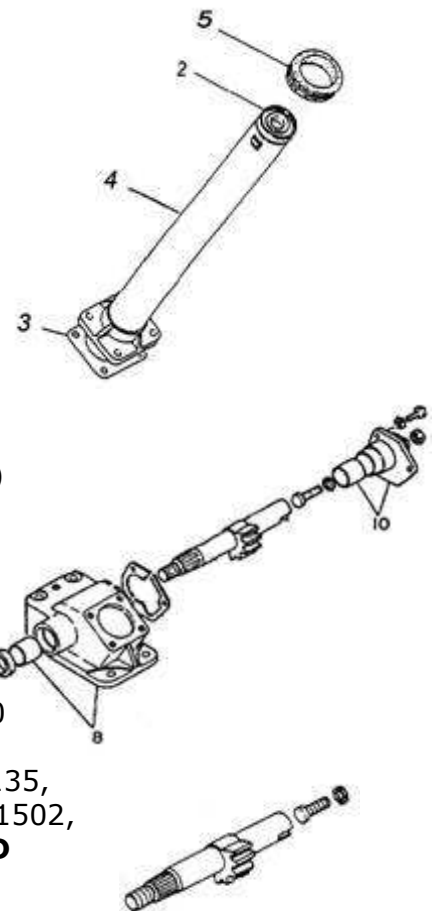
SSS-4310 Steering sector shaft, horizontal 187, **195D**, 220, 226, **240D**, 1601, 1610,
1700D, YMG1800, 1802, 1810, YMG2000, 2001, 2002, 2202, 2210,
2210B, 2220, 2301, 2310, 2402, 2420 Repl. 194310-15411

SSS-4740 Steering sector shaft, horizontal **195 2wd, 240 2wd**, 1500, 1600,
1700, 1900, 2000, 2200, 2700 Repl. 194740-55140

SSS-4145 Steering sector shaft, horizontal 330, 2500, 2610,
2620, 2820, 3000, 3110, 3810 Repl. 194274-15410 (old # 194145-15410)

26x38x7TC Steering output shaft seal 135, 155, 165, 169, new 186, 195,
226, 240, 1500, 1600, 1601, 1610, 1700, YMG1800, 1900,
2000, YMG2000, 2010, 2020, 2200, 2210, 2220, 2310, 2420,
F17, FX17 Repl. 194740-55620

Continued on next page

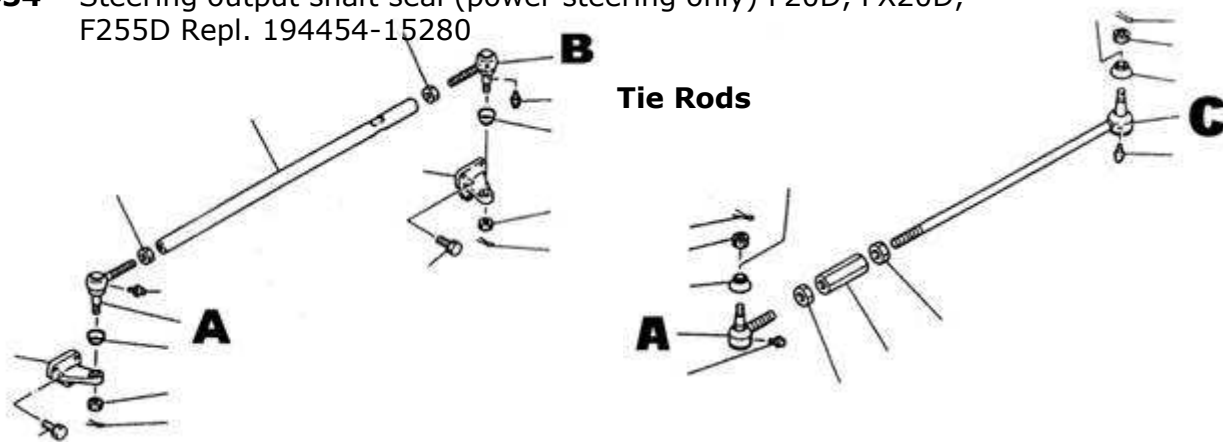


Continued from previous page

22x35x8TC Steering output shaft seal 122, 126, 140, 142, 146, 147, old 186, 1301, 1401, 1502, 1510, 1602, F14, F15, FF145D, FF155D, F165D
Repl. 24423-223508 (old # 194262-15140)

SBS-4080 Steering output shaft seal 330, 2500, 2610, 2620, 2820, 3000, F20, FX20, F24, FX24, F255, FX255
Repl. 194080-15140

SBS-4454 Steering output shaft seal (power steering only) F20D, FX20D, F255D Repl. 194454-15280



DC-4730 Dust cover, ball joint, common to most models Repl. 194730-57220

TR-1812 Tie rod end LH thread for right side 195D, 226, 226D, 240D, (B) 276, 276D, 330D, 336, 336D, 1610D, 1700D, YMG1800D, 1802D, 1810D, 1820D, 2000D, YMG2000D, 2001D, 2002D, 2010D, 2200, 2202D, 2210BD, 2210D, 2220D, 2301D, 2310D, 2402D, 2420D, 2500, 2610, 2610D, 2700, 3000, 3110, 3110D, 3810, 3810D, 4300D, F17D, FX17D, F18D, FX18D, F20, F20D, FX20, FX20D, F24, F24D, FX24, FX24D
Repl. 198291-18120 (Old # 794730-57132-X)

TR-1813 Tie rod end RH thread for left side 135, 135D, 155, 155D, (A) 165, 195D, 226, 226D, 240D, 276, 276D, 330D, 336, 336D, 1300, 1300D, 1401, 1602, 1610D, 1700D, YMG1800D, 1802D, 1810D, 1820D, 2000D, YMG2000D, 2001D, 2002D, 2010D, 2200, 2202D, 2210BD, 2210D, 2220D, 2301D, 2310D, 2402D, 2420D, 2500, 2610, 2610D, 2700, 3000, 3110, 3110D, 3810, 3810D, 4300D, F17D, FX17D, F18D, FX18D, F24, F24D, FX24, FX24D
Repl. 198291-18130 (Old # 794730-57122-X)

TR-4150 Tie rod end, RH (long) 186, 186D, 187D, 195, 240, 1500, (C) 1600, 1610, 1700, 1900, 2000, F17, FX17, F18, FX18
Repl. 194150-12300 (Old # 794150-12301)

Continued on next page

Continued from previous page

TR-8290 Tie rod end, LH (short) 1700, 1820, 2000, 2010 (A)
Repl. 198290-18140;
186, 186D, 187D, 195, 240, 1500, 1500D, 1510, 1510D, 1600, 1610,
1802, 1810, 1820, 1900, 2001, 2002, 2202, 2210, 2220, 2301,
2310, 2402, 2420, F17, FX17, F18, FX18 Repl. 794730-57112

TR-1500 Complete tie rod assembly 1500D Red or Green

TR-2000 Complete tie rod assembly 1700, 1802, 2000, 2002

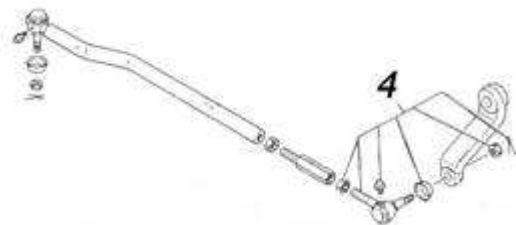


Drag Rods

TR-1813 (4) Drag rod end 226, 2500, 3000,
3810 Repl. 794730-57122-X

TR-1813 (6) Drag rod end 4300
Repl. 794730-57122-X

TR-1812 (6) Drag rod end 2500, 3000
Repl. 794730-57132



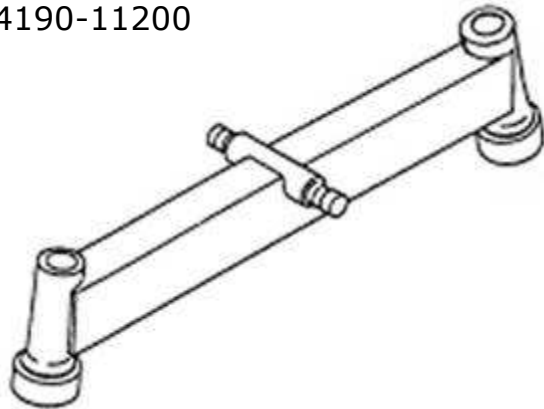
Steering Arm and Spindles

- SA-1700** Steering arm, LH 195, 240, 1500, 1600, 1700, 1900, 2000 Repl. 194151-12110
- SA-2000** Steering arm, RH 195, 240, 1500, 1600, 1700, 1900, 2000 Repl. 194151-12210
- SA-1211** Steering arm, LH 330, 336, 3000, 3110, 3810 Repl. 194145-12111
- SA-1901** Steering arm, LH 330D, 336D, 2610D, 3110D, 3810D Repl. 194321-11901
- SA-1950** Steering arm, RH 330D, 336D, 2610D, 3110D, 3810D Repl. 194321-11950



Front Axle Components – 2wd Tractors

- FAH-4190** Front axle housing 1500 Repl. 194190-11200
- FAH-4151** Front axle housing 1700, 2000 Repl. 194151-11201



Continued on next page

Continued from previous page

SB-4321 Steering arm and cap bushing 330D, 336D, 3110D, 3810D Repl. 194321-11921

SB-4306 Bushing, axle pivot 195, 240, 1600, 1700, 1900, 2000 Repl. 194306-13830 (old # 194150-11350) **(A)**

APB-4191 Axle pivot bushing 195D, 1300, 1500D Red & Green, 1610D Repl. 194191-22120 **(A)**

APB-4312 Axle pivot bushing, 220, 226, 226D, 276, 1802, 1820, 2001, 2001D, 2010D, 2002, 2202, 2202D, 2210D, 2220, 2220D, 2301, 2301D, 2310, 2402, 2402D, 2420, 2420D Repl. 194312-11520; **240D, 2210BD** Repl. 194311-13420 **(A)**

APB-4515 Axle pivot bushing F17, F17D, FX17, FX17D, F18, F18D, FX18, FX18D Repl. 194515-13220 **(A)**

APB-4321 Axle pivot bushing 330D, 336D, 2610D, 2620D, 2820D, 3110D, 3220D, 3810D, 4220D, 4300D Repl. 194376-11620 (old # 194321-11620) **(A)**

SB-4321 Axle pivot bushing F20, FX20, F22, FX22, F24, FX24, F255, FX255 Repl. 194321-11921 **(A)**

SB-4440 Spindle bushing 165, 195, 186, 187, 240, 1401, 1502, 1510, 1601, 1602, 1700, 1802, 1820, 2000, 2002, F14, F15, F16 Repl. 194440-11360 (old # 194151-11360) **(B)**

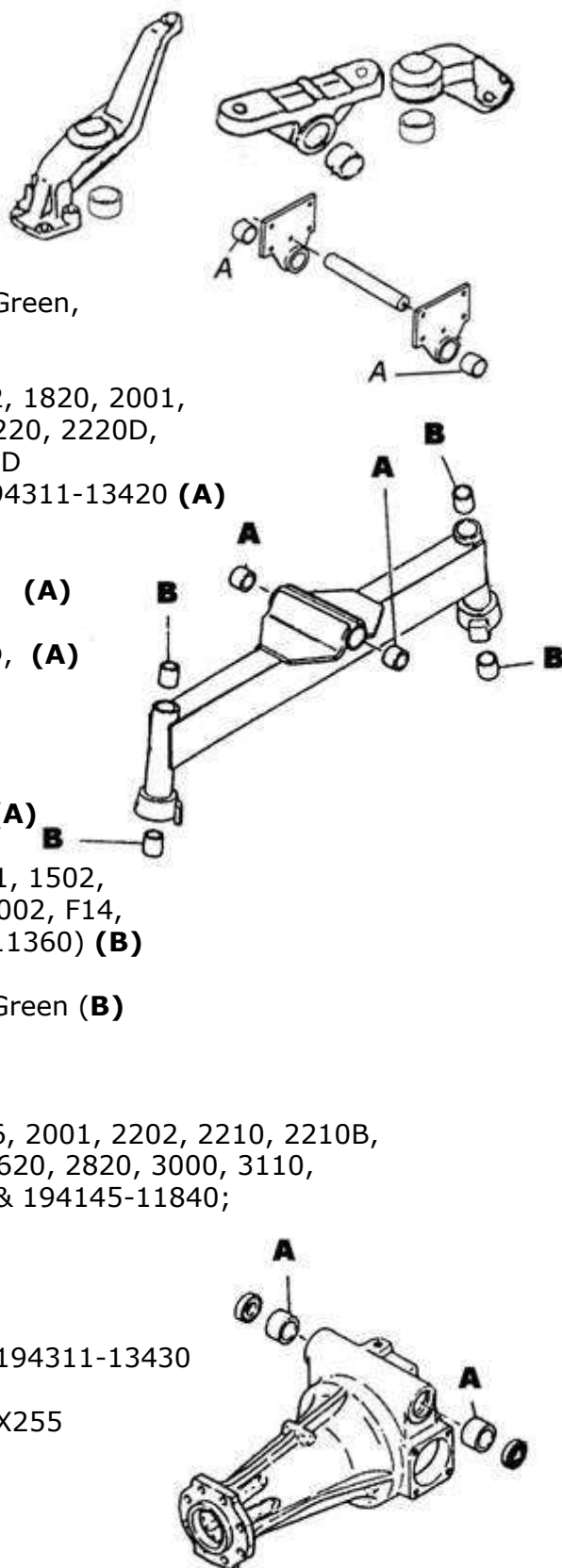
SB-4306 Spindle bush. 1600, 1700 Green, 1900, 2000 Green **(B)** Repl. 194306-13830 (old # 194150-11350)

SB-4464 Spindle bushing F20, FX20, F22, FX22, **(B)** F24, FX24, FX26, FX28, F255, FX255, 330, 226, 2001, 2202, 2210, 2210B, 2220, 2301, 2310, 2402, 2420, 2500, 2610, 2620, 2820, 3000, 3110, 3220, 3810, 4220, 4300 Repl. 194464-11340 & 194145-11840; **2200, 2700** Repl. 194990-47050 **(A & B)** **2210, 2210B** Repl. 194310-11560 **(A)**

30x42x7TC Seal, axle pivot 226D, YMG1800D, YMG2000D, 2010D, 2210BD, 2210D, 2220D, 2420D Repl. 194311-13430

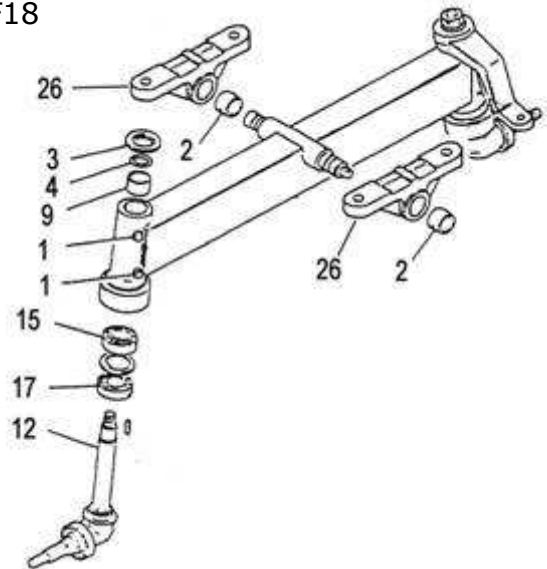
35x41x5VB Seal, axle pivot F20, FX20, F22, FX22, F255, FX255 Repl. 194321-11940

Continued on next page



Continued from previous page

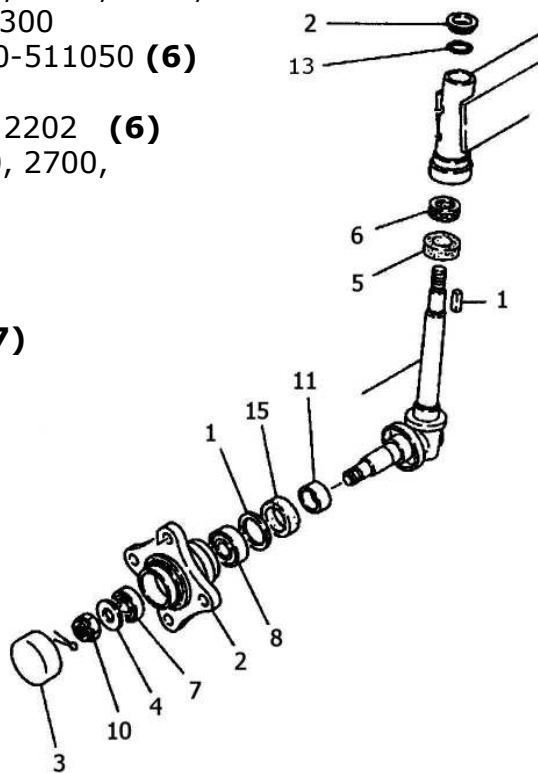
- GF-6** Grease fitting Repl. 194151-11480 **(1)**
- CPS-4151** Center pin support 195, 240, 1600, 1700, 1900, **(26)**
2000 Repl. 194151-11500 (w/ bushing & grease fitting)
- SW-4151** Spindle cover washer 240, 1500, 1510, 1601, 1610, **(3)**
1700, YMG1800, 1802, 2000, YMG2000, 2002, F18
Repl. 194151-11840
- OR-212** Spindle cover o-ring 240, 1500, 1510, 1610, 1700, **(4)**
YMG1800, 1802, 2000, YMG2000, 2002, F18
Repl. 194151-11860
- FAH-4190** Front axle housing 1500
Repl. 194190-11200 **(8)**
- FAH-4151** Front axle housing 1700, 2000 **(8)**
Repl. 194151-11201
- SB-4440** Spindle bushing 1700, 2000 **(9)**
Repl. 194440-11360 (old # 194151-11360)
- SB-4464** Spindle bushing 2500, 3000, 3810 **(9)**
Repl. 194145-11840
- SA-4151** Spindle 180, 240, 1500, 1700 Red,
2000 Red Repl. 194151-11600 &
194880-11800X **(12)**
- SA-4145** Spindle 2500, 3000, 3110, 3810 Repl. 194145-11801 **(12)**
- 6205-2RS** Spindle bearing 1500, 1700, 2000 **(15)**
Repl. 24101-062054
- 35x52x11TC** Seal 1500, 1700, 2000 Repl. 194150-12720 **(17)**
- 35x48x10TC** Seal 1510, 1602, 1610, 1802, YMG2000, 2002, **(17)**
F16, F18 Repl. 194440-11870
- SB-4306** Support bushing 195, 240, 1700, 2000 **(2)**
Repl. 194150-11350
- APB-4191** Front axle pivot bushing 1500 **(2)**
Repl. 194190-11520



Continued on next page

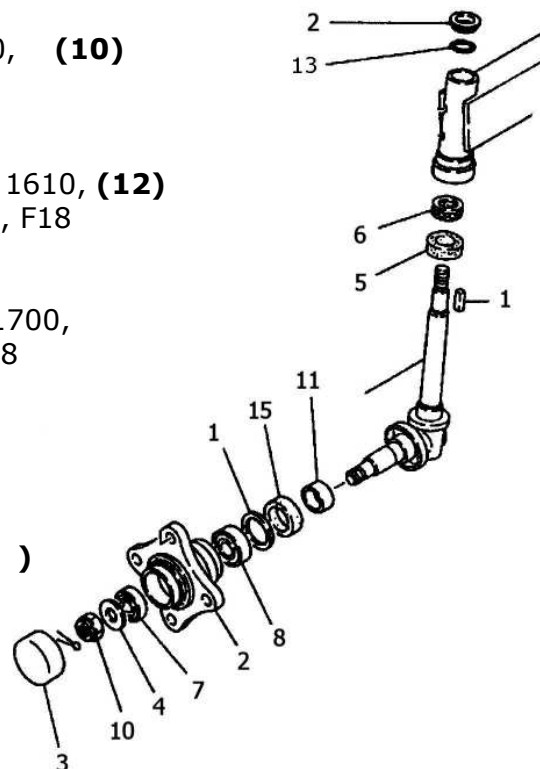
Continued from previous page

- FH-4151** Frt. hub 140, 147, 186, 195, 240, 1500, 1502, 1510, 1602, (2)
1610, 1700, 1702, 1720, YMG1800, 1802, 1810, 2000,
YMG2000, 2002, F16, F18 Repl. 194151-12610
- FH-4200** Front hub F15, 135, 155, 1300, 1301, 1401 Repl. 194200-11801 (2)
- HC-4151** Hub cap 135, 140, 147, 155, 165, 186, 195, 240, 1110, 1300, (3)
1401, 1500, 1502, 1510, 1602, 1700, YMG1800, 1802, 1820,
2000, 2000B, YMG2000, 2002, F14, F15, F16, F18
Repl. 194151-12620
- HC-4134** Hub cap, 4 bolt 2001, 2010, 2202, 2210B, 2220, 2301, 2310,
2402, 2420, 2500, 2610, 2620, 2820, F20, FX20, FX26,
FX28, F255, FX255 Repl. 194134-12620 (3)
- HC-4145** Hub cap, 4 bolt 3000, 3110, 3220, 4220 Repl. 194145-12640 (3)
- 51105** Spindle bearing 187, 1510, 1602, YMG1800, 1802, 1820,
YMG2000, 2002, F16, F18 Repl. 194210-14300
1610 Repl. 1A3810-22060; F18 Repl. 24520-511050 (6)
- 51106** Spindle brg. 226, 2001, 2010, 2210, 2200, 2202 (6)
2220, 2301, 2310, 2402, 2420, 2500, 2620, 2700,
2820, 3000, 3110, 3220, 3810, 4220, F20,
FX20, FX26, FX28, F255, FX255
Repl. 24520-51106 (old # 1A1030-12200)
- 6204-2RS** Outer wheel brg 165, 186, 195, 240, (7)
1401, 1602, 1700, YMG1800, 1820, 2000,
YMG2000, F16, F18 Repl. 24101-062044
- 38x52x9TC** Spindle seal 226, 2500, 2620, 2820, (5)
3000, 3110, FX26, FX28, F255, FX255
Repl. 194145-11860
- 35x52x11TC** Spindle seal 135, 155, 165, 195, 240,
1110, 1401, 1500, 1600, 1700, 1900,
2000, F16, F18 Repl. 24421-355211 (5)
- 40x62x19TC** Spindle seal 226, 2210B (5)
Repl. 194130-12720
- 35x48x6TC** SPINDLE SEAL F18, 1610 REPL. 194440-11870 (5)
- Continued on next page**



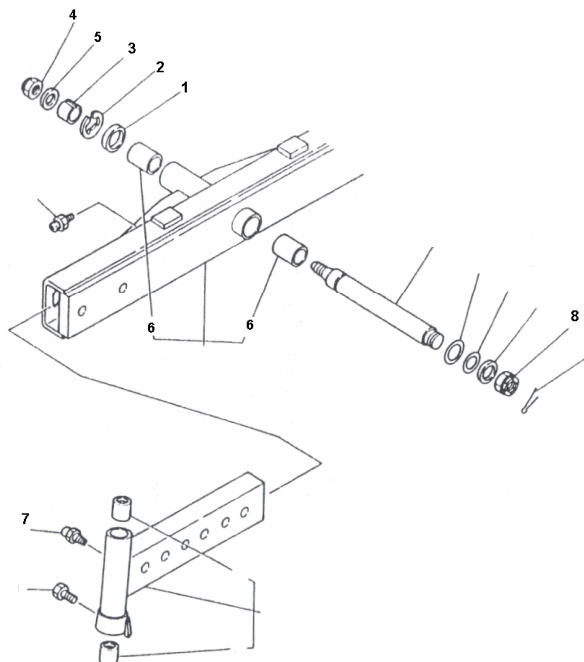
Continued from previous page

- 6205-2RS** Spindle bearing 135, 155, 1110, 1401, **(6)**
1600, 1900 Repl. 24101-062054
- 30205** Outer wheel brg 226, 2210, 2500, 2620, 2820 **(7)**
3000, 3110, 3220, 4220, 4300, FX26, FX28
Repl. 24142-302050 (old # 194145-11910)
- 6205-2RS** Inner wheel brg 165, 186, 195, 240, 1110, **(8)**
1401, 1602, 1700, YMG1800, 1820, 2000,
YMG2000, F16, F18 Repl. 24101-062054
- 32007** Inner wheel brg 226, 2210, 2210B, 2500, 2620,
2820, 3000, 3110, 3220, 4220, 4300, FX26, FX28
Repl 24141-320070 **(8)**
- LN-211** Spindle nut 1600, 1700 Green, 1900, **(10)**
2000 Green Repl. 24211-020002
- LW-20** Spindle LW 1600, 1700 Green, 1900, **(4)**
2000 Green Repl. 24237-020000 (old # 24231-020000)
- LN-20** Spindle nut 195, 240, 1110, 1300, 1401, 1500, **(10)**
1700 Red, 2000 Red
Repl. 26837-200002 (old # 26831-200002)
- SW-4151** Spindle cover washer 240, 1500, 1510, 1601, 1610, **(12)**
1700, YMG1800, 1802, 2000, YMG2000, 2002, F18
Repl. 194151-11840
- OR-212** Spindle cover o-ring 240, 1500, 1510, 1610, 1700,
YMG1800, 1802, 2000, YMG2000, 2002, F18
Repl. 194151-11860 **(13)**
- 35x52x11TC** Front spindle seal 1500, 1700, 2000
Repl. 194150-12720 **(15)**
- 40x62x19TC** Front spindle seal 2200, 2500, 2700, 3000 **)**
Repl. 194130-12720 **(15)**
- AS-4314** Front spindle seal F20, FX26, FX28, 2001,
2220, 2301, 2420, 2620, 2820
Repl. 194314-12720 **(15)**



Continued next page

Continued from previous page



SW-4145 Seal washer 330, 336, 2500, 2610, 2620, 2820, 3000, 3110, **(1)**
3220, 3810, 4220, 4300 Repl. 194145-11550

35x41x5VB Seal FX26, FX28, FX32, FX42, FX335, FX435 **(1)**
Repl. 194321-11940

SR-32 Snap ring (E-clip) 330, 336, 2500, 2610, 2620, 2820, 3000, **(2)**
3110, 3220, 3810, 4220, 4300, FX26, FX28, FX32, FX42
Repl. 194145-11521

SB-1157 Spacer 330, 336, 2500, 2610, 2620, 2820, 3000, 3110, **(3)**
3220, 3810, 4220, 4300, FX26, FX28, FX32, FX42
Repl. 194145-11570

Nut, M20 Repl. 26346-200002 **(4)**

Washer, 20 mm Repl. 22137-200000 **(5)**

APB-4145 Bushing 330, 336, 2500, 2610, 2620, 2820, 3000, 3110, **(6)**
3220, 3810, 4220, 4300, FX26, FX28, FX32, FX42, FX335,
FX435 Repl. 194145-11580 & 194464-11220

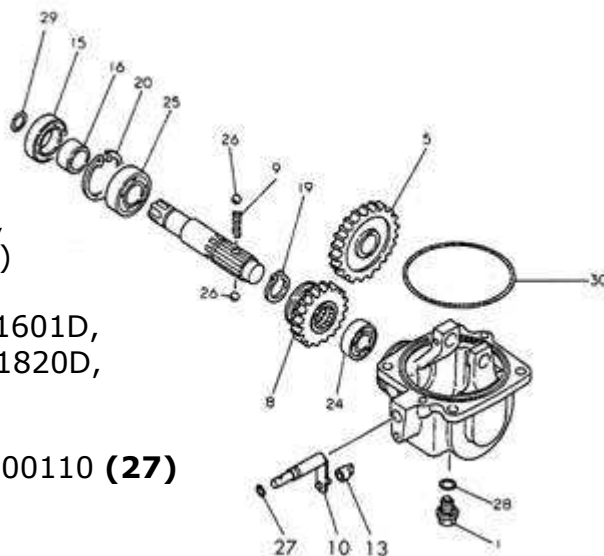
GF-6 Grease fitting **(7)**
Nut, **M24** Repl. 194130-11580 **(8)**

Drop Box Parts – 4wd Tractors

DBA-4311 Drop box arm 2001D, 2020D, 2202D, 2210D, 2210BD, 2220D, 2301D, 2310D, 2402D, 2420D Repl. 194311-28311 **(10)**

DBA-4421 Drop box shift arm 220D, 226D, 250D, 1601D, 1610D, 1702D, 1720D, 1802D, 1810D, 1820D, 2002D Repl. 194421-28310 **(10)**

OR-110 O-ring for DBA-4421 arm Repl. 24311-000110 **(27)**



SB-4191 Shift block, drop box 220D, 226D, 250D, 1610D, 1810D, 2002D, 2202D, 2210D, 2220D, 2402D, 2420D, 2610D, 2620D, 2820D, 3110D, 3220D, 4220D, F24D, FX26D, FX28D, FX32D, FX42D Repl. 194191-28451 **(13)**

30x40x7SC Drop box seal 1500D RED, 1700D, 2000D Repl. 194191-28370 **(15)**

30x52x8TC Drop box seal 186D, 220D, 226D, 250D, 276D, 1601D, 1610D, 1702D, 1720D, 1802D, 1810D, YMG1800D, YMG2000D, 2001D, 2002D, 2010D, 2202D, 2220D, 2301D, 2310D, 2402D, 2420D Repl. 24421-305208 (Old # 1A1040-28820) **(15)**

30x47x8TC Drop box seal 195D, 240D, 1700D, 2000D, 2210D, 2210BD Repl. 24423-304708 (Old # 194311-28120) **(15)**

35x55x8TC Drop box seal 2620D, 2820D, 3220D, 4220D Repl. 194420-24340 (old #195100-12430) **(15)**

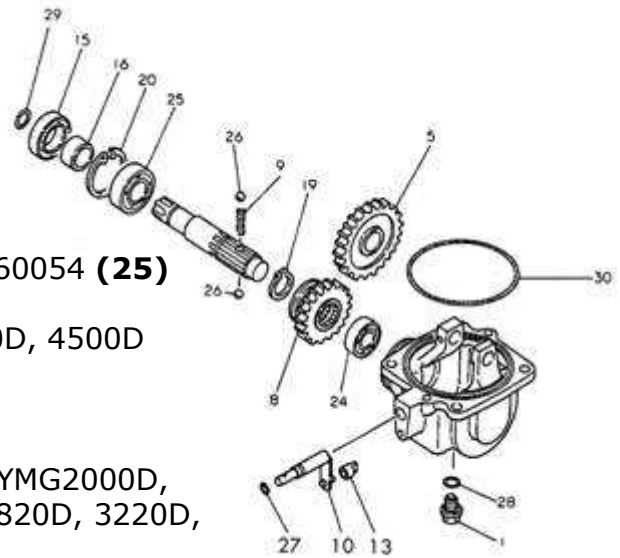
35x55x11TC Drop box seal 330D, 4300D Repl. 24421-355511 **(15)**

40x55x8TC Drop box seal 2610D, 3110D, 3810D, 4500D Repl. 194321-28120 **(15)**

25x42x8TC Seal, Trans to front drive shaft 186D, 1510D, FX18 Repl. 24423-254208 (Old # 194301-28240) **(15)**

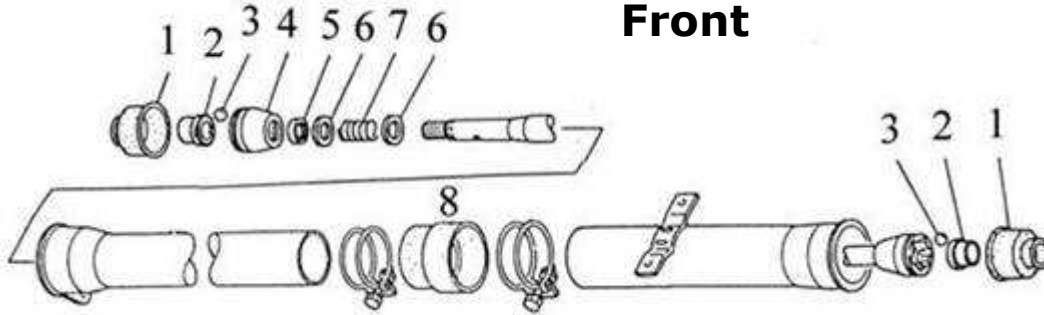
Continued on next page

Continued from previous page



- 6005-2RS** Ball bearing 195D, 240D Repl. 24101-060054 **(25)**
- 6006-2RS** Ball bearing 330D, 2620D, 2820D, 3110D, 4500D
3220D, 3810D, 4220D, 4300D
Repl. 24101-060064 **(25)**
- 6205-2RS** Ball bearing 226D, 1802D, YMG1800D, YMG2000D,
2001, 2002D, 2301D, 2310D, 2620D, 2820D, 3220D,
4220D Repl. 24101-062054 **(25)**
- 6005-2RS** Ball bearing 220D, 226D, YMG1800D, 1802D, YMG2000D,
2001D, 2002D, 2301D, 2310D Repl. 24101-060054 **(24)**
- 6204-2RS** Ball bearing 195D, 240D Repl. 24101-062044 **(24)**
- 6205-2RS** Ball bearing 330D, 3110D, 4300D, 4500D Repl. 24101-062054 **(24)**
- SB-8000** Steel ball 187D, YMG1800, YMG2000, (26)
F24D, FX26D, FX28D Repl. 24190-080003
- SS-6190** Drop box seal sleeve 220D, 250D, 1601D, 1610D, 1702D, 1720D, (16)
YMG1800D, 1802D, 1810D, 1820D, YMG2000D, 2001D, 2002D,
2010D, 2020D, 2202D, 2210D, 2220D, 2301D, 2310D, 2402D, 2420D
Repl. 1E6190-54080 & 194320-24470
- SS-4274** Drop box seal sleeve 330D, 2620D, 2820D, 4300D (16)
Repl. 194274-28240
- DBG-2816** Drop box gear (42 teeth) YMG1800D, 1802D, 1820D **(5)**
Repl. 194073-28160; **can repl. 194431-28160 (39 teeth) on 1810,
YMG2000 and 2002 when purchased as a set with DBG-2822**
- DBG-2822** Drop box gear (26 teeth) YMG1800D, 1802D, 1820D **(8)**
Repl. 194073-28220; **can repl. 194431-28220 (32 teeth) on 1810,
YMG2000 and 2002 when purchased as a set with DBG-2816**

Drive Shaft Parts Front



- SS-4191** Splined shaft seal 195D, 220D, 240D, 250D, 1500D, 1601D, 1610D, YMG1800D, 2000BD, YMG2000D, 2020D, 2202D, 2210D, 2310D, 2402D, F20D, FX20D, F24D, FX24D, F255D, FX255D
Repl. 194191-13340 **(5)**
- DC-4191** Coupling 195D, 220D, 240D, 250D, 276D, 1500D, 1601D, 1610D, 1702D, 1720D, YMG1800D, 2000BD, YMG2000D, 2020D, 2202D, 2220D, 2310D, 2402D, 2420D, F20D, FX20D, F24D, FX24D, F255D, FX255D Repl. 194191-13331 **(4)**
- DC-4321** Coupling 2610D, 2620D, 2820D, 3110D, 3810D, 4300D
Repl. 194321-13340 **(4)**
- CB-4191** Coupling boot (rubber) 195D 220D, 240D, 250D, 1500D, 1601D, 1610D, 1702D, 1720D, YMG1800D, 2000BD, YMG2000D, 2001D, 2020D, 2202D, 2210BD, 2210D, 2220D, 2310D, 2402D, 2420D, F20D, FX20D, F24D, FX24D, F255D, FX255D
Repl. 194640-13340 (old # 194191-13370) **(1)**
- CB-4321** Coupling boot (rubber) 2610D, 2620D, 2820D, 3110D, 3810D, 4300D
Repl. 194321-13350 **(1)**
- DW-4191** Washer, spring retainer 195D, 220D, 240D, 250D, 1500D, 1601D, 1610D, 1702D, 1720D, YMG1800D, 2000BD, YMG2000D, 2020D, 2220D, 2310D, 2420D, F20D, FX20D, F24D, FX24D, F255D, FX255D
Repl. 194191-13350 (194191-13360 for **YM 1500**) **(6)**

Continued on next page

Continued from previous page

DW-4321 Washer, spring retainer 2610D, 2620D, 2820D, 3110D, 3810D, 4300D
Repl. 194321-13360 **(6)**

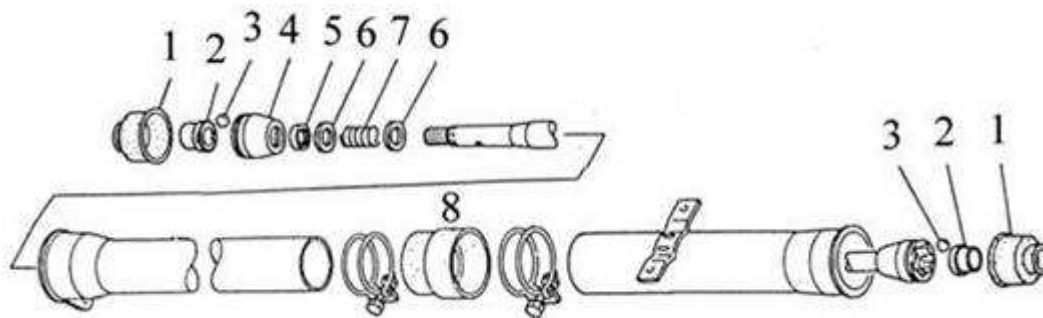
DS-4311 Spring 195D, 220D, 240D, 250D, 1500D, 1601D, 1610D, 1702D,
1720D, YMG1800D, 2000BD, YMG2000D, 2020D, 2202D, 2210D,
2220D, 2310D, 2402D, 2420D, F20D, FX20D, F24D,
FX24D, F255D, FX255D Repl. 194311-13360 **(7)**

DS-4191 Sleeve 195D, 220D, 240D, 250D, 276D, 1500D, 1601D, 1610D,
1702D, 1720D, YMG1800D, 2000BD, YMG2000D, 2020D,
2202D, 2210D, 2220D, 2310D, 2402D, 2420D
Repl. 194191-13270 **(2)**

SB-4190 Steel ball 195D, 220D, 240D, 250D, 276D, 1500D, 1601D,
1702D, 1720D, YMG1800D, YMG2000D, 2020D, 2202D,
2210D, 2220D, 2310D, 2402D, 2420D, F24D, FX24D,
F255D, FX255D Repl. 24190-100003 (old # 24190-100001) **(3)**

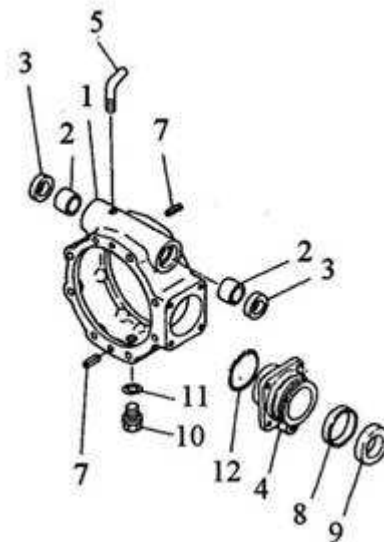
SB-1132 Steel ball, front drive shaft 2620D, 2820D, 3110D
FX26D, FX28D Repl. 24190-110001 (old# 24190-110003) **(3)**

DSB-4321 Drive shaft coupling boot 330D, 2620D, 2820D, 4300D Repl. 194321-14650 **(8)**



Center Axle Housing and Components

- CH-4158** Center axle housing 195D, 1601D, 1610D, 1700D, 1702D, 1720D Repl. 194158-13401 **(1)**
- APB-4191** Axle pivot bushing 195D, 1601D, 1610D, 1700D, 1702D, 1720D Repl. 194190-11520 **(2)**
- CB-4150** Axle pivot bushing 135D, 155D, 165D, 1100D, 1300D, 1301D, 1401D Repl. 194210-13520 **(2)**
- 22x32x7SC** Axle pivot seal 195D, 1500D, 1601D, 1610D, 1700D, 1702D, 1720D Repl. 194191-13420 **(3)**
- RP-820** Roll pin Repl. 22351-080020 **(7)**
- RP-520** Roll pin Repl. 22351-050020 **(7a)**
- SC-3662** Spacer 195D, 1610D, 1702D, 1720D, 2010D, 2210D, 2310D Repl. 194191-13662 **(8)**
- 40x55x8TC** Seal 195D, 1601D, 1610D, 1700D, 1702D, 1720D Repl. 194191-13681 **(9)**
- DP-114** Drain plug Repl. 194151-24770 **(10)**
- OR-160** O-ring for DP-114 Repl. 24311-000160 **(11)**
- OR-630** O-ring for pinion housing 195D, 1601D, 1610D, 1700D, 1702D, 1720D, YMG1800D Repl. 24341-000630 **(12)**



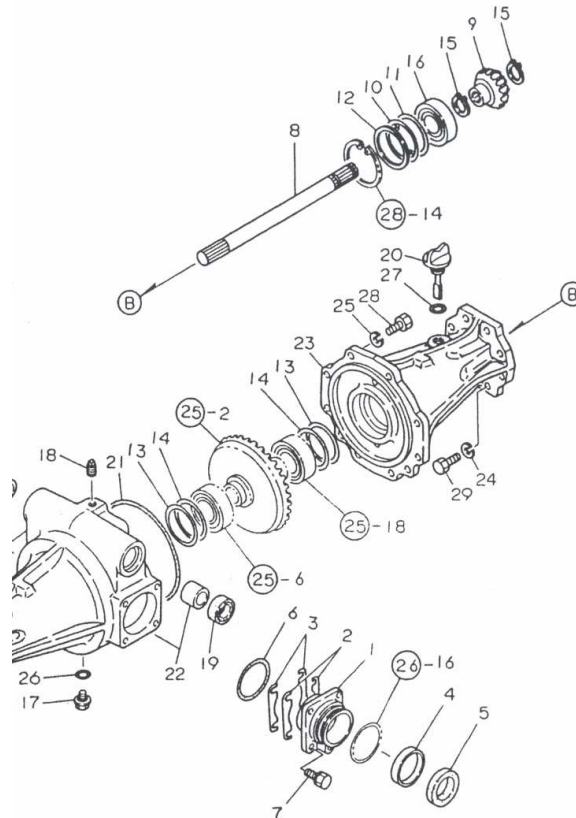
Front Axle Seal Case

- FAC-1300** Front axle seal case 155D, 165D, 1100D, 1300D, 1301D, 1401D Repl. 194210-1393



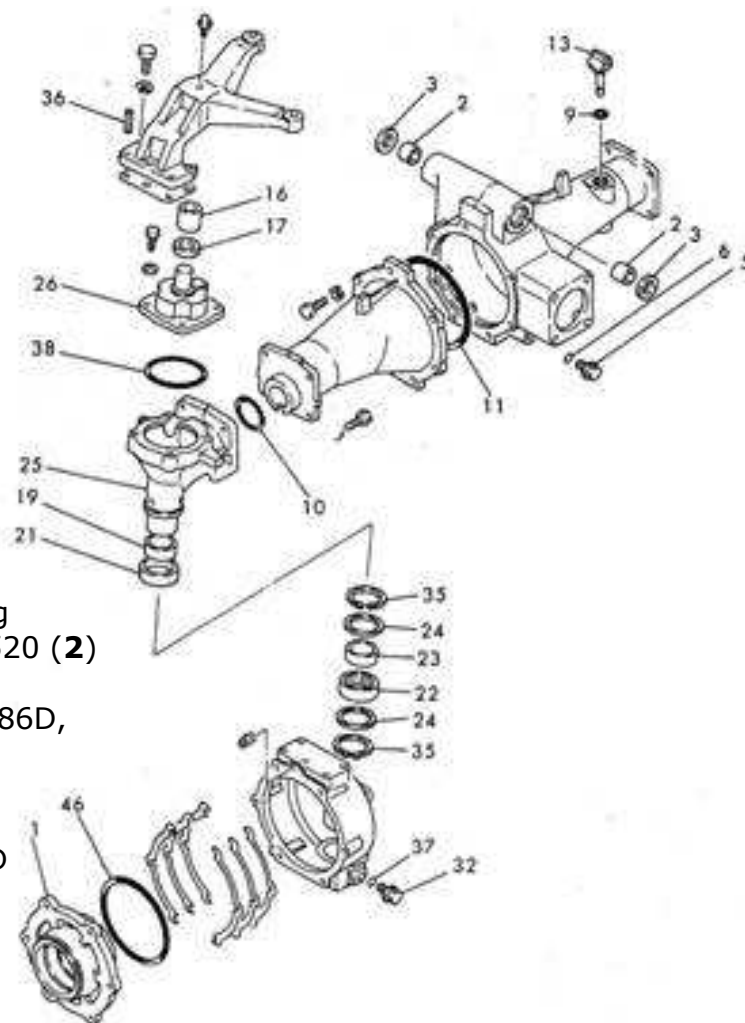
Housing to Knuckle Gears and Components

- SG-1352** Gear, front axle 195D, 220D, 226D, 240D, 250D, 276D, 1601D, 1610D, 1700D, 1702D, 1720D, YMG1800D, 1802D, 1810D, 1820D, 2000D, YMG2000D, 2001D, 2002D, 2010D, 2020D, 2202D, 2210BD, 2210D, 2220D, 2301D, 2310D, 2402D, 2420D Repl. 194311-13520 **(9)**
- SR-24** Snap ring, front axle 195D, 240D, 1601D, 1610D, 1702D, 1720D, YMG1800D, 1802D, 2000D, YMG2000D, 2002D, 2010D, 2020D, 2202D, 2402D Repl. 22242-000240 (2 required) **(15)**
- SR-25** Snap ring, front axle 1500D, 2210D, 2301D, 2310D **(15)**
Repl. 22242-000250 (2 required)
- 6207-2RS** Bearing 226D, 276D, 1601D, 1610D, 1702D, 1720D, YMG1800D, 1802D, 1820D, 2000D, YMG2000D, 2001D, 2002D, 2010D, 2020D, 2202D, 2220D, 2301D, 2402D, 2420D Repl. 24101-062074 **(16)**



Continued on next page

Continued from previous page



APB-4191 Front axle center pivot bushing
186D, 187D Repl. 194190-11520 **(2)**

22x32x7SC Front axle center pivot seal 186D,
187D, 1500D, 1502D, 1602D
Repl. 194191-13420 **(3)**

DP-114 Drain plug 186D, 187D, 1510D
Repl. 194151-24770 **(5)**

OR-160 O-ring for DP-114 drain plug
Repl. 24311-000160 **(6)**

OR-500 O-ring, between axle hsg & elbow 186D,
187D, 1502D, 1602D Repl. 24321-000500 **(10)**

SB-4321 Bushing, king pin 186D, 187D
Repl. 194321-11921;
1502D, 1602D Repl. 194194-13840 **(16)**

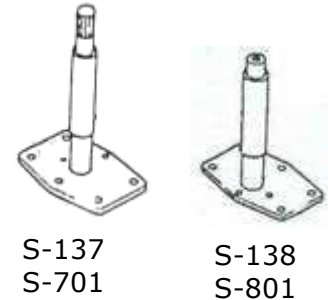
35x41x5VB Seal, king pin 186D, 187D, 1502D, 1602D Repl. 194321-11940 **(17)**

AC-1364 Seal collar 186D, 187D, 1502D, 1602D Repl. 194447-13640 **(19)**

44x57x11.5TC Seal 186D, 187D, 1502D, 1602D, F18D, FX18D Repl. 194447-13650 **(21)**

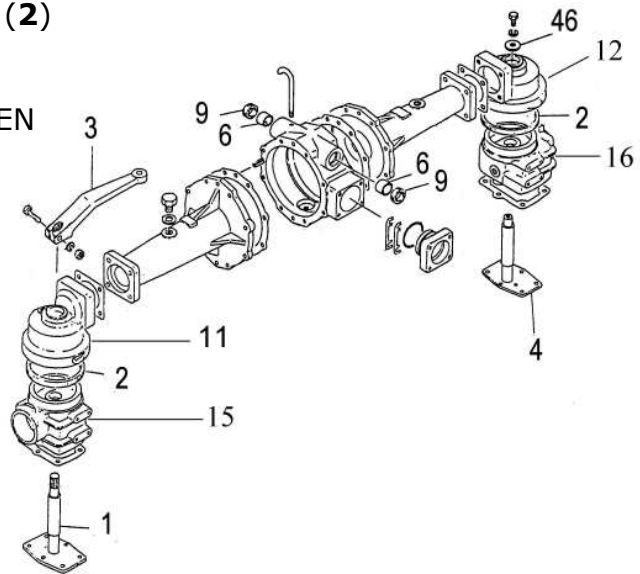
Steering Arm and Spindles for YM1500D

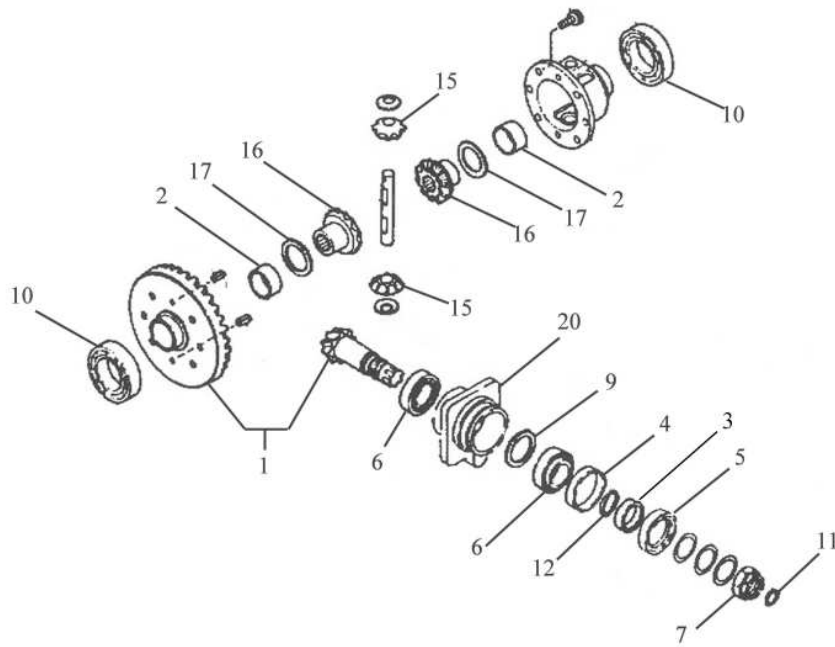
- SA-1500** Steering arm 1500D Red or Green
Repl. 194191-14611
- S-701** Spindle, LH 1500D **Green** Repl. 194191-13701
- S-801** Spindle, RH 1500D **Green** Repl. 194191-13801
- S-137** Spindle, LH 1500D **Red** Repl. 194191-13170
- S-138** Spindle, RH 1500D **Red** Repl. 194191-13900



Knuckle Components for YM1500D

- 115x140x15TC** Seal, front knuckle 1500D RED (2)
Repl. 194191-13130
- 105x135x14TC** Seal, front knuckle 1500D GREEN
Repl. 194191-13632 (2)
- SA-1500** Steering arm 1500D Red or Green
Repl. 194191-14611 (3)
- S-701** Spindle, LH 1500D **Green** (1)
Repl. 194191-13701
- S-801** Spindle, RH 1500D **Green** (4)
Repl. 194191-13801
- S-137** Spindle, LH 1500D **Red** (1)
Repl. 194191-13170
- S-138** Spindle, RH 1500D **Red** Repl. 194191-13900 (4)
- FW-1385** Washer, spindle thrust, RH 1500D **Green** (46)
Repl. 194191-13850
- FW-1394** Washer, spindle thrust, RH 1500D **Red** (46)
Repl. 194191-139



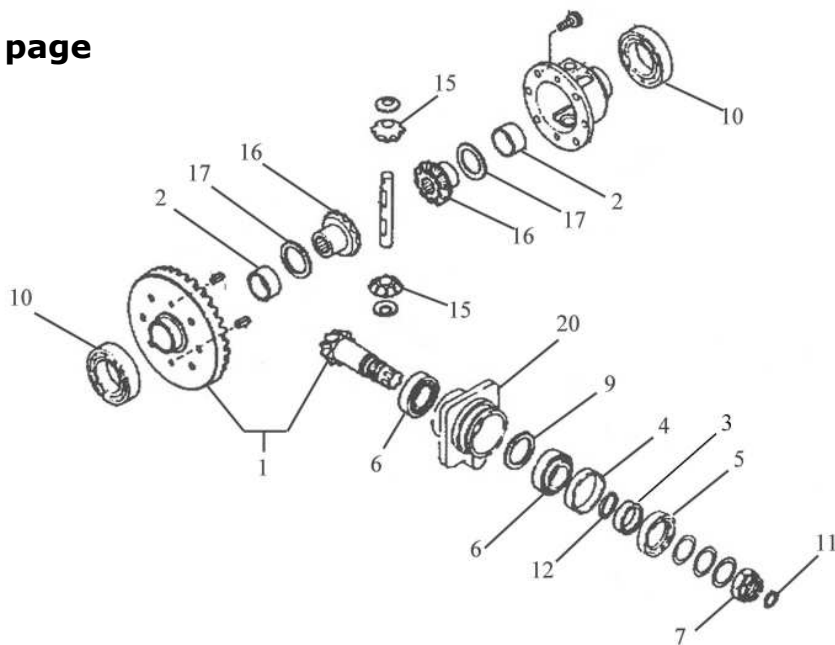


Front End 4wd Components

- RGP-4311** Front ring gear & pinion 220D, 240D, 250D, 276D, YMG1800D, 1802D, 2000D, YMG2000D, 2002D, 2010D, 2020D, 2202D, 2210D, 2220D, 2301D, 2310D, 2402D, 2420D Repl. 194311-13101 **(1)**
- RGB-4190** Ring gear bushing 1702D, 1720D, YMG1800D, YMG2000D, 2202D, 2310D, 2402D Repl. 194190-31490 **(2)**
- SC-1317** Collar, seal 330D, 336D, 2610D, 2620D, 2820D, 3110D, 3220D, 3810D, 42220D, 4300D, 4500D, FX26D, FX28D, FX32D, F37D, FX42D, F46D Repl. 194321-13170 **(3)**
- SC-4305** Collar, seal F20D, FX20D, F22D, FX22D, F24D, FX24D, F215D, FX215D, F235D, FX235D, F255D, FX255D, F265D, FX265D Repl. 194556-13190 **(3)**
- SC-3662** Spacer collar 1500D, 1610D, 1702D, 1720D, YMG1800D, YMG2000D, 2010D, 2202D, 2210BD, 2210D, 2310D, 2402D Repl. 194191-13662 **(4)**

Continued on next page

Continued from previous page



35x52x7TC Seal, front pinion F20D, FX20D, F22D, FX22D, F24D, FX24D, F215D, FX215D, F235D, FX235D, F255D, FX255D, F265D, FX265D Repl. 194990-53460 **(5)**

40x55x8TC Seal, front pinion 226D, 1500D, 1610D, 1700D, 1702D, 1720D, YMG1800D, 2000D, YMG2000D, 2001D, 2202D, 2210BD, 2210D, 2301D, 2310D, 2402D Repl. 24421-405508 (old # 194191-13681) **(5)**

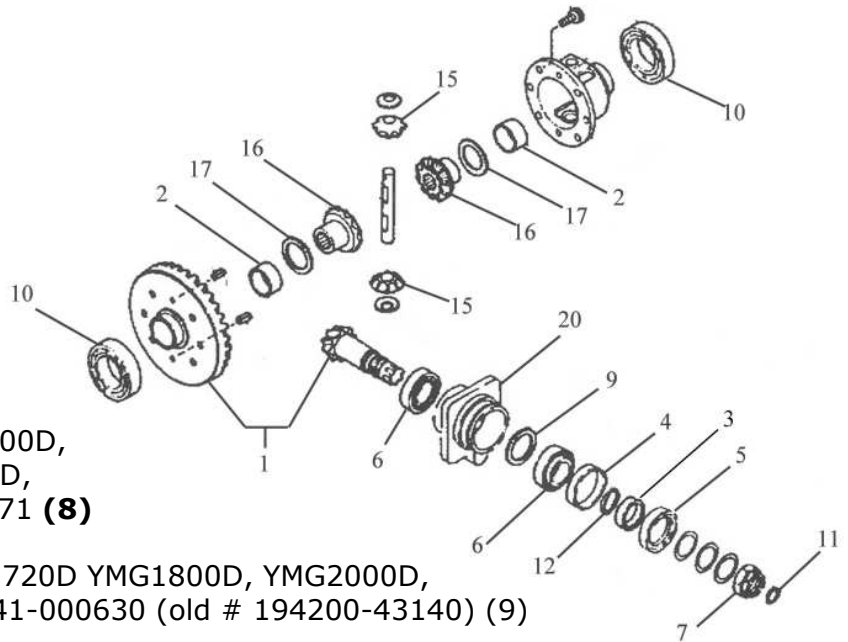
45x62x9TC Seal, frt. pinion 330D, 336D, 2610D, 2620D, 2820D, 3110D, 3220D, 3810D, 4220D, 4300D, 4500D, FX26D, FX28D, FX32D, FX42D, F37D, F46D Repl. 24423-456209 (old # 194321-13490) **(5)**

32006 Pinion bearing 226D, 1702D, 1720D, YMG1800D, YMG2000D, 2210BD, 2202D, 2310D, 2402D Repl. 24141-320060 (old # 194191-13530) **(6)**

32007 Pinion bearing 330D, 336D, 2610D, 2620D, 2820D, 3110D, 3220D, 3810D, 4220D, 4300D, 4500D, FX26D, FX28D, FX32D, F37D, FX42D, F46D Repl. 24141-320070 (old # 194145-11920 & 194321-13160) **(6)**

LN-28 Pinion nut 226D, 1500D **RED**, 1610D, 1702D, 1720D, YMG1800D, 2001D, 2202D, 2210BD, 2210D, 2301D, 2310D, 2402D Repl. 194191-13540 **(7)**

Continued from previous page



SC-4191 Pinion seal collar 226D, 1500D, 1702D, 1720D, YMG1800D, 2010D, 2202D, 2402D Repl. 194191-13671 **(8)**

OR-630 Pinion hsg o-ring 1702D, 1720D YMG1800D, YMG2000D, 2202D, 2210D, 2402D Repl. 24341-000630 (old # 194200-43140) **(9)**

6009-2RS Ring gear bearing 1702D, 1720D, YMG1800D YMG2000D, 2202D, 2402D Repl. 24101-060094 **(10)**

OR-210 O-ring 1500D red, 1610D, 1702D, 1720D, YMG1800D Repl. 24311-000210 **(11)**

OR-250 Pinion shaft o-ring 1500D red, 1610D, 1702D, 1720D, YMG1800D, 2202D, 2310D, 2402D Repl. 24341-000250 **(12)**

PG-4420 Pinion gear (10 teeth) 1610D, 1702D, 1720D, F22D, FX22D, F24D, FX24D Repl. 194420-31800 **(15)**

PG-4740 Pinion gear 1810D, 2010D, 2210D, 2310D Repl. 194740-10850 **(15)**

PG-3151 Pinion gear (16 teeth) 1610D, 1702D, 1720D Repl. 194420-31510 **(16)**

PG-4190 Pinion gear 1810D, 2010D, 2210D, 2310D Repl. 194190-31510 **(16)**

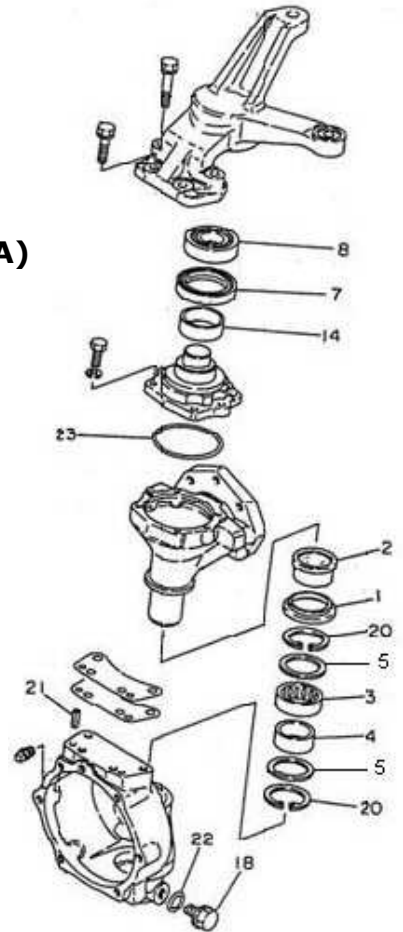
SW-4740 Spacer washer, spider gear 1700D, YMG1800D, 2202D, 2310D, 2402D Repl. 194740-10880 **(17)**

PH-4311 Pinion housing 226D, 240D, 250D, YMG1800D, 1802D, 1810D, 1820D, 2000D, YMG2000D, 2001D, 2002D, 2010D, 2020D, 2202D, 2210D, 2220D, 2301D, 2310D, 2402D, 2420D Repl. 194311-13450 **(20)**

PH-4158 Pinion housing 195D, 1601D, 1610D, 1700D, 1702D, 1720D Repl. 194158-13450 **(20)**

Front Axle and Knuckle Components – 4wd Tractors

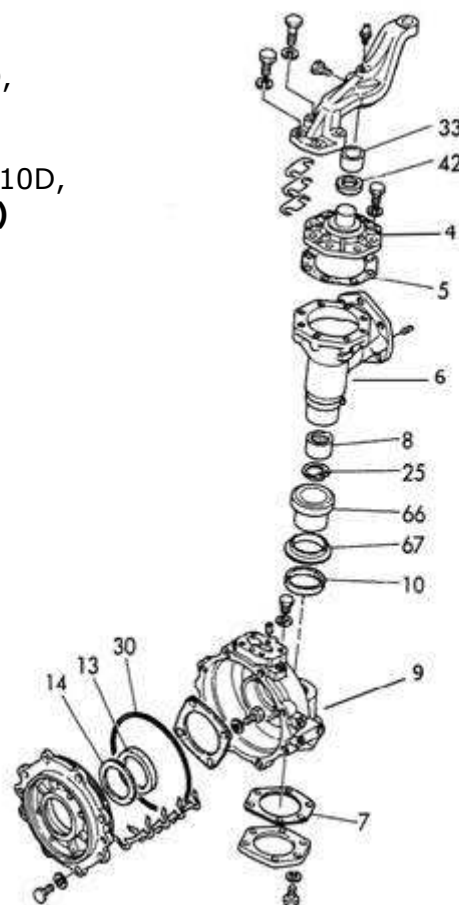
- AS-1363** Front axle hsg collar F16D, F17D, FX17D, F18D, FX18D, FF145D, FF155D, F165D, F195D, FX195D, 140D, 147D, 169D Repl. 194306-13630 **(1)**
- AS-4306** Front axle hsg sleeve F16D, F17D, FX17D, F18D, FX18D, FF145D, FF155D, F165D, F195D, FX195D, 140D, 147D, 169D Repl. 194306-13640 **(2)**
- 44x57x11.5TC** Front axle hsg seal F14D, F15D, F16D, F17D, F18D, FX18D, FF145D, FF155D, F165D, F195D, FX195D, 140D, 147D, 169D Repl. 194447-13650 **(2A)**
- AW-4447** Washer F14D, F15D, F16D, F17D, FX17D, F18D, **(5)**
FX18D, FF145D, FF155D Repl. 194447-13680
- 50x68x12.5** Seal, top cover F17D, FX17D, F18D, FX18D **(7)**
Repl. 194516-13780
- 6206-2RS** Ball bearing F17D, FX17D, F18D, FX18D **(8)**
Repl. 24104-062064
- DP-114** Drain plug Repl. 194151-24770 **(18)**
- OR-160** O-ring for DP-114 drain plug
Repl. 24311-000160 **(22)**



Continued on next page

Continued from previous page

- SC-1372** Spindle cover 330D, 336D, 2610D, 3110D, 3810D Repl. 194321-13720 **(4)**
- CG-4321** Spindle cover gskt 330D, 336D, 2610D, 3110D, 3810D, 4300D Repl. 194321-13730 **(5)**
- SH-1370** Spindle hsg 330D, 336D, 2610D, 3110D, 3810D Repl. 194321-13700 **(6)**
- CG-1376** Lower spindle cover gskt 330D, 336D, 2610D, 3110D, 3810D, 4300D Repl 194321-13760 **(7)**
- NB-3110** Needle brg 330D, 336D, 2610D, 3110D, 3810D, 4300D Repl. 194321-13860 **(8)**
- FGC-4274** Lower gear case 330D, 336D, 2610D, 3110D, 3810D, 4300D Repl. 794274-13711 & 194321-13740 **(9)**
- GHC-4321** Cover, final gear housing 330D, 336D, 2610D, 3110D, 3810D, 4300D Repl. 194321-13750 **(11)**
- 65x88x12TC** Seal 330D, 336D, 2610D, 3110D, 3810D, 4300D Repl. 24423-658812 **(13)**
- 65x88x05TC** Seal 330D, 336D, 2610D, 3110D, 3810D, 4300D Repl. 24430-658805 **(14)**
- SAH-4321** Stub axle housing 330D, 336D, 2610D, 3110D, 3810D, 4300D Repl. 194321-13950 **(15)**
- SR-450** Snap ring 330D, 336D, 2610D, 3110D, 3810D Repl. 22262-000450 **(25)**
- OR-2000** O-ring 330D, 336D, 2610D, 3110D, 3810D, 4300D Repl. 24321-002000 **(30)**
- OR-190** O-ring 2610D Repl. 24321-001900 **(30)**
- SB-4321** Bushing 330D, 336D, 3110D, 3810D, 4300D, 4500D Repl. 194321-11921 **(33)**
- 35x41x5VB** Seal 187D, 330D, 336D, 2610D, 3110D, 4300D Repl. 194321-11940 **(42)**
- AC-4274** Collar 330D, 336D, 3110D, 4300D Repl. 194274-13910 **(67)**
- Continued on next page**



Continued from previous page

58x75x7TC Seal 3110D (for knuckle that has been turned) (**10**)

64x80x13TC Seal 336D w/HD frt. axle, 2610D, 3110D, 3810D,
4300D Repl 194274-13920 (**10**)

AS-4465 Seal 330D, 336D, 3110D Repl. 194465-13920
60mm ID x 75mm OD x 13mm Thick (**10**)

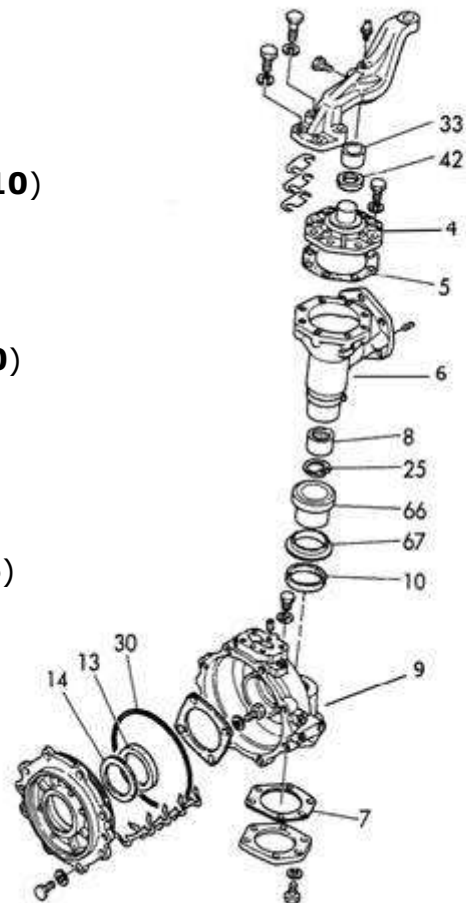
60x75x9TC Seal 330D, 336D, 2610D, 3110D, 3810D
Repl. 24421-607509 (old # 194321-13920) (**10**)

60x75x6VC Dust seal 330D, 336D, 2610D, 3110D, 3810D
Repl. 194321-13930 (**10a**)

60x80x12TC Seal 2610D, 3110D Repl. 194136-32800 (**10**)

AS-3110 Seal, front knuckle 2610D, 3110D
64mm ID x 75mm OD (**10**)

AS-4279 Sleeve 330D, 336D, 3110D, 4300D
60mm ID x 64mm OD Repl.194279-13900 (**66**)



Continued on next page

Continued from previous page

6205-2RS Ball bearing, sealed, upper spindle, front axle 1610D, 2220D, 2310D, 2420D Repl. 24101-062054 (**A**)

6013-2RS Ball bearing, sealed, lower spindle, front axle 1610D, 2001D, 2301D, 2310D – Repl. 24101-060134 (**B**)

NB-4311 Needle bearing 220D, 226D, 250D, 1601D, 1610D, 1820D, 2000D, 2020D, 2202D, 2210D, 2310D, 2402D Repl. 194311-13880 (**C**)

6007-2RS Ball bearing, sealed, outer stub axle 1601D, 1610D – Repl. 24101-060074 (**D**)

6008-2RS Ball bearing, sealed, outer stub axle 2010D, 2210D, 2310D Repl. 24101-060084 (**D**)

6307-2RS Ball bearing, sealed, inner stub axle 1601D, 1610D Repl. 24101-063074 (**E**)

6211-2RS Ball bearing, sealed, inner stub axle 2001D, 2010D, 2210D, 2301D, 2310D Repl. 24101-062114 (**E**)

AS-6831 Stub axle seal, 195D, 1601D, 1610D, 1700D, 1702D, 1720D Repl. 194158-13790 (**F**)

SC-4321 Stub axle seal collar w/o-ring 336D, 2610D, 3110D, 3810D Repl. 194321-14170 (**F**)

50x68x12.5 Stub axle seal 2010D, 2202D, 2220D, 2402D, 2420D Repl. 194313-13790 (**F**)

50x68x14.3TCFY Stub axle seal 240D, 2000D, 2210D Repl. 194311-13790 (**F**)

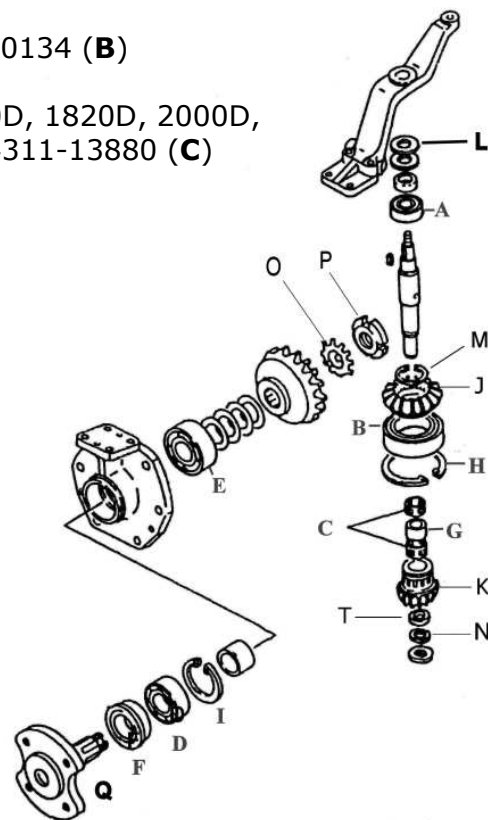
SC-4311 Stub axle seal collar 195D, 220D, 240D, 250D, 2000D, 2010D, 2210D, 2310D Repl. 194311-14172 (**F**)

65x88x05TC Seal, front knuckle side 2610D, 3110D 3810D, 4300D Repl. 24430-658805 (**F**)

65x88x12TC Seal, front knuckle side 2610D, 3110D, 3810D, 4300D Repl. 24423-658812 (**F**)

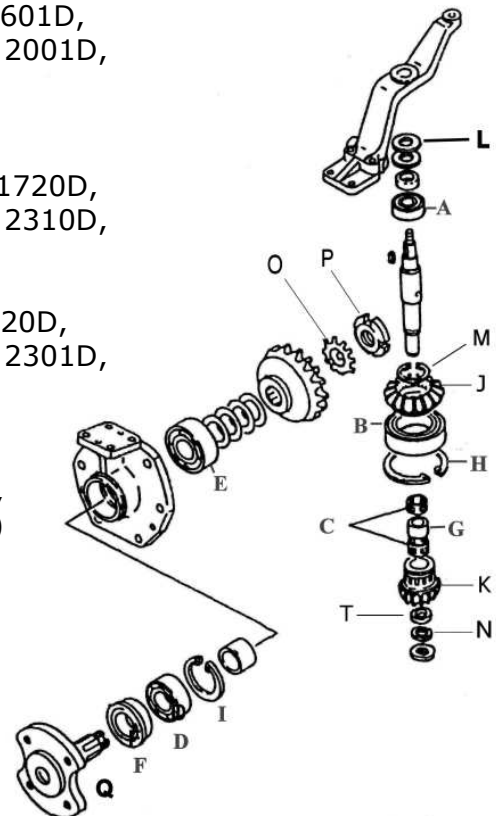
6211-2RS Ball bearing, sealed 3110D, 3810D, 4300D Repl. 24101-062114 (**D**)

Continued on next page



Continued from previous page

- SB-4311** Spacer 220D, 226D, 240D, 250D, 276D, 1802D, 1810D, 1820D, 2000D, 2000BD, 2001D, 2002D, 2010D, 2202D, 2210D, 2301D, 2310D, 2402D, 2420D Repl. 194311-13890 (**G**)
- SW-4311** Spacer 220D, 226D, 240D, 250D, 276D, 1802D, 1810D, (**T**) 1820D, 2000D, 2000BD, 2001D, 2002D, 2010D, 2202D, 2210D, 2301D, 2310D, 2402D, 2420D Repl. 194311-13910
- SB-4158** Spacer 195D, 1601D, 1610D, 1700D, 1702D, 1720D Repl. 194158-13890 (**G**)
- SB-1391** Spacer 195D, 1601D, 1610D, 1700D, 1702D, 1720D Repl. 194158-13910 (**T**)
- SR-100** Snap ring 1700D, 2000D, 2202D, 2210D, 2310D, 2402D Repl. 22252-001000 (**H**)
- SR-680** Snap ring 276D, 2000D, 2001D, 2210D, 2301D, 2310D Repl. 22252-000680 (**I**)
- SG-1394** Upper spindle gear 195D, 240D, 250D, 276D, 1601D, 1610D, 1700D, 1702D, 1720D, 1810D, 2000D, 2001D, 2010D, 2020D, 2202D, 2210D, 2301D, 2310D, 2402D Repl. 194311-13940 (**J**)
- SG-4311** Lower spindle gear 220D, 240D, 250D, 276D, 1601D, 1610D, 1702D, 1720D, 1810D, 1820D, 2000D, 2001D, 2010D, 2020D, 2202D, 2210D, 2301D, 2310D, 2402D Repl. 194311-13950 (**K**)
- SW-1386** Washer, upper 1601D, 1610D, 1700D, 1702D, 1720D, 1820D, 2000D, 2010D, 2020D, 2202D, 2210D, 2310D, 2402D Repl. 194311-13860 (**L**)
- SR-4311** Snap ring, front axle 1601D, 1610D, 1702D, 1720D, 1820D, 2001D, 2010D, 2020D, 2202D, 2210D, 2301D, 2310D, 2402D Repl. 194311-13960 (**M**)
- SR-28** Snap ring 1601D, 1610D, 1702D, 1720D, 1820D, 2001D, 2010D, 2020D, 2202D, 2210D, 2301D, 2310D, 2402D Repl. 194311-13920 (**N**)
- LW-30** Lock washer 1601D, 1610D, 1702D, 1720D Repl. 194158-14130 (**O**)



Continued on next page

Continued from previous page

LW-4311 Lock washer 1802D, 1810D, 1820D, 2001D, 2002D, (**O**)
2010D, 2020D, 2202D, 2210D, 2220D, 2301D, 2310D,
2402D, 2420D Repl. 194311-14130

LN-30 Lock nut 1601D, 1610D, 1702D, 1720D,
24211-0300002 (**P**)

LN-35 Lock nut 1802D, 1810D, 1820D, 2001D,
2002D, 2010D, 2020D, 2202D,
2210D, 2220D, 2301D, 2310D, 2402D,
2420D, 3810D Repl. 24217-035002
(old # 24211-035002) (**P**)

SA-4158 Wheel stub axle 1601D, 1610D, 1700D, 1702D,
1720D Repl. 194158-14100 (**Q**)

SA-4210 Wheel stub axle 135D, 155D, 1100D, 1300D
Repl. 194210-14350 (**Q**)

SA-1410 Wheel stub axle 1802D, 1810D, 1820D,
2000D, 2001D, 2002D, 2010D, 2020D,
2202D, 2210BD, 2210D, 2220D, 2301D,
2310D 2402D, 2420D repl. 194311-14101 (**Q**)

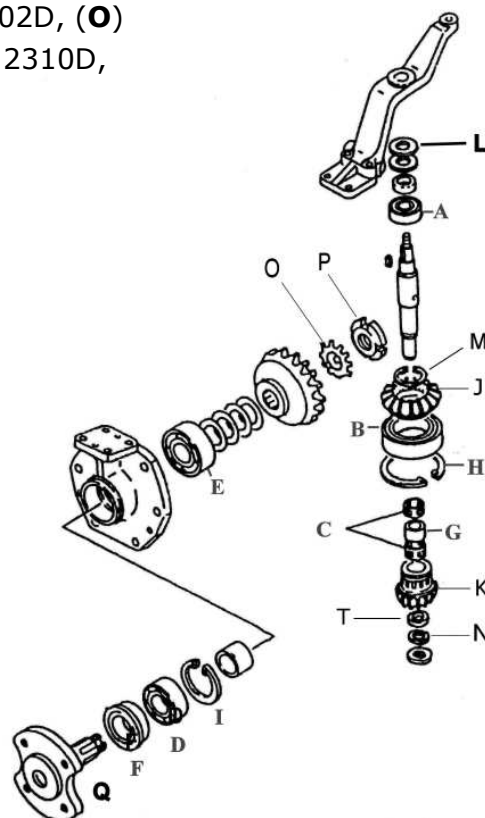
SA-1411 Wheel stub axle 336D, 2610D, 3110D, 3810D Repl. 194321-14110 (**Q**)

SW-1393 Spacer 276D, 1610D, 2220D, 2420D Repl. 194311-13930 (**R**)

SG-1401 Gear, stub axle (**20 tooth**) 135D, 155D, 1401D Repl. 194341-14420 (**S**)

SG-1442 Gear, stub axle (**27 tooth**) 135D, 155D, 1100D 1300D,
1301D Repl. 194210-14420 (**S**)

SG-4122 Gear, stub axle 220D, 240D, 250D, 1802D, 1820D, 2000D,
2001D, 2002D, 2010D, 2202D, 2210D, 2220D, 2301D, 2310D,
2402D, 2420D Repl. 194311-14121 (**S**)



Continued on next page

Continued from previous page

SH-1371 Front axle top cap 1601D, 1610D, 1700D, 1702D, 1720D, 2000D, 2210D Repl. 194311-13710;
1802D, 1820D, 2001D, 2002D, 2010D, 2202D, 2220D,
2301D, 2310D, 2402D, 2420D Repl. 194313-13710 **(11)**

25x40x7TC Top seal 226D, 276D, 1700D, 1610D, 1702D, 1720D, 1802D, 1820D, 2000D, 2002D, 2202D, 2210BD, 2220D, 2402D, 2420D Repl. 194311-13720 **(1)**

115x145x13.5TC Front knuckle seal 220D, 226D, 250D, 276D, 1601D, 1610D, 1700D, 1702D, 1720D, 1802D, 1820D, 2000D, 2002D, 2202D, 2210BD, 2210D, 2220D, 2402D, 2420D Repl. 194311-13760 **(2)**

50x68x12.5 Wheel seal 226D, 276D, 1802D, 1820D, 2002D, 2202D, 2220D, 2402D, 2420D
Repl. 194313-13790 **(3)**

AS-6831 Wheel seal 1601D, 1610D, 1702D, 1720D Repl. 194158-13790 **(3)**

50x68x14.3TCFY Wheel seal 240D, 2000D, 2210D, 2210BD Repl. 194311-13790 **(3)**

OR-160 O-ring for drain plug 226D, 1601D, 1610D, 1702D, 1720D, 2202D, 2402D Repl. 24311-000160 **(4)**

SR-720 Snap ring 240D, 1610D, 2010D, 2202D, 2310D, 2402D Repl. 22252-000720 **(10)**

DP-114 Drain plug 226D, 1601D, 1610D, 1702D, 1720D, 1802D, 2002D, 2202D, 2402D Repl. 23491-140002 **(6)**

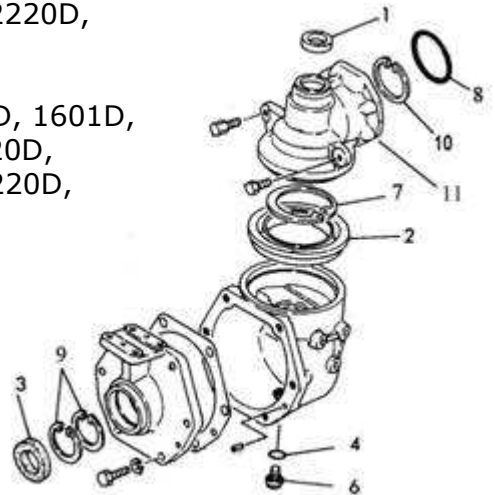
SR-100 Snap ring 1601D, 1610D, 1802D, 2001D, 2002D, 2202D, 2210D, 2301D, 2310D, 2402D Repl. 22252-001000 **(7)**

OR-70 O-ring, front axle hsg to elbow 1802D, 1820D, 2001D, 2002D, 2202D, 2301D, 2310D, 2402D Repl. 24321-000700 **(7)**

OR-1371 O-ring, front axle hsg to elbow 1601D, 1610D, 1700D, 1702D, 2000D, 2210D Repl. 24321-000850 **(8)**

SR-680 Snap ring 276D, 1802D, 2002D, 2202D, 2210D, 2210BD, 2402D Repl. 22252-000680 **(9)**

Continued on next page



Continued from previous page

AS-1376 Front knuckle seal 2620D, 2820D, 3220D, 4220D
Repl. 194328-13760 **(6)**

AS-4328 Seal, front knuckle 2620D, 2820D, 3220D, 4220D
Repl. 194171-13870 & 194328-13870 **(2)**

50x68x12.5 Seal, front spindle F18D, FX18D Repl. 194516-13780 **(2)**

6011-2RS Bearing, ball, sealed, spindle 2620D, 2820D,
3220D, 4220D Repl. 24101-060114 **(1)**

6206-2RS Bearing, ball, sealed, spindle F18D
Repl. 24104-062064 **(1)**

OR-220 O-ring Repl. 24311-000220 **(8)**

FAC-1300 Front axle seal case 155D, 165D, 1100D, 1300D,
1301D, 1401D Repl. 194210-13930

SB-4210 Bushing, old style top cap 135D, 155D, 1100D
1300D Repl. 194210-13831 **(6)**

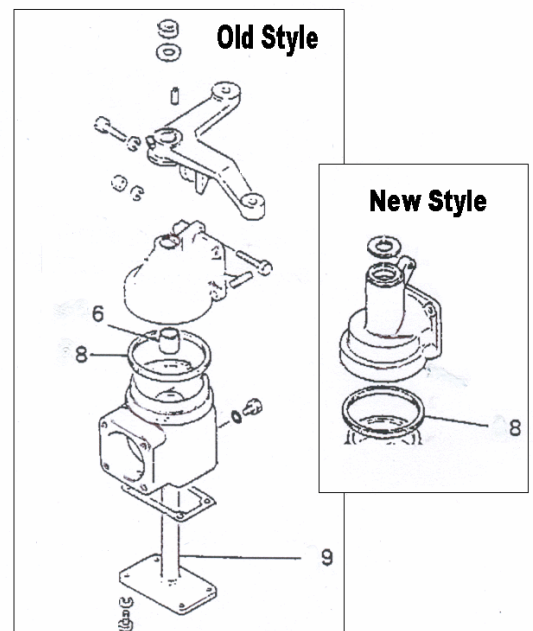
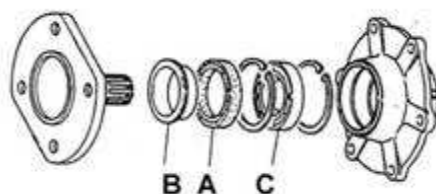
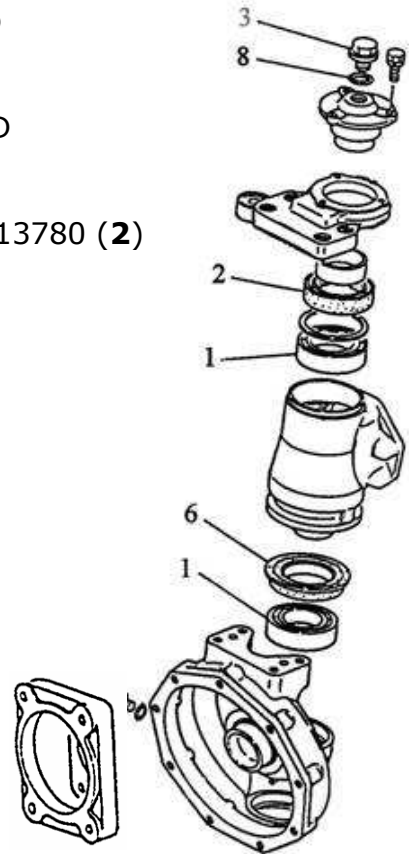
100x120x12VTF Seal, old style top cap 135D, 155D,
1100D, 1300D, 1301D Repl. 194210-13841 **(8)**

135x165x14TC Seal, new style top cap 135D, 155D,
1300D, 1401D Repl. 194341-13840 **(8)**

S-1300 Spindle 1100D, 1300D, 1301D **(9)**
Repl. 194210-13901

GC-1381 Gear case TBA

GC-1382 Gear case TBA



Front axle parts

For: 140D, 147D, 187D, 1502D, F15D, F16D, F17D, F18D

AS-4447 Stub axle seal Repl. 194447-14140 (A)

AC-4447 Stub axle collar Repl. 194447-14180 (B)

6009-2RS Stub axle bearing Repl. 24101-060094 (C)

Front axle parts for YM1510D

NB-4441 Flat needle bearing, lower spindle
Repl. 194441-13900 (1)

NB-1510 Spindle needle bearing – 2 per axle
Repl. 194441-13880 (2)

NB-4440 Spindle needle bearing – 1 per axle
Repl. 194440-25290 (3)

6207-2RS Top spindle bearing Repl. 24101-062074 (4)

40x62x12TC Stub axle seal Repl. 1A1040-28810 (5)

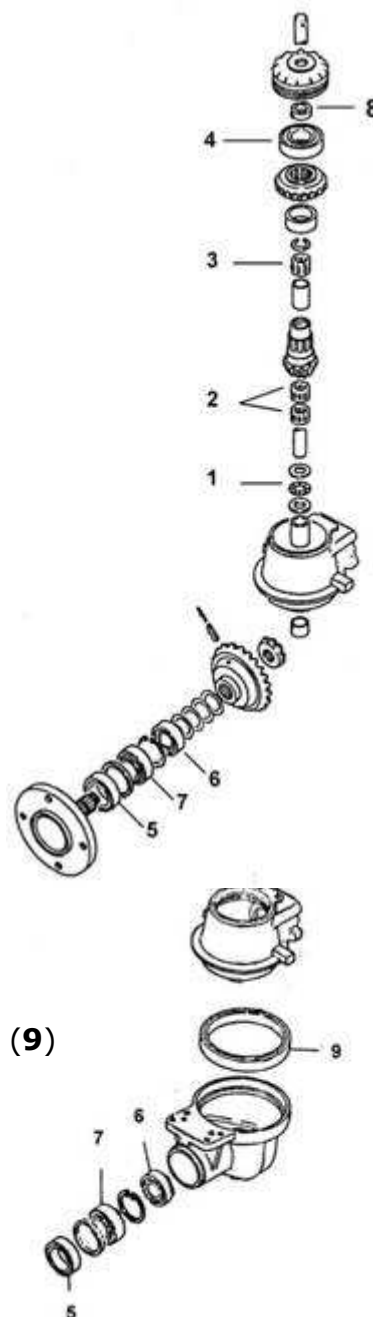
32006 Outer stub axle bearing & cup
Repl. 24141-320060 (6)

32007 Inner stub axle bearing & cup
Repl. 24141-320070 (7)

20x35x7TC Seal, top spindle Repl. 194441-13760 (8)

115x140x15TC Seal, front axle knuckle Repl. 194301-12550 (9)

OR-850 O-ring between top cap and lower top case
Repl. 24341-000850



Spindle Gears, Seals, Collars, and Bearings

SG-3110 Axle gear 330D, 336D, 2610D, 3110D,
3810D Repl. 194321-13521 (**47**)

6209-2RS Bearing for SG-3110 gear
Repl. 24101-062094 (**49**)

SA-4321 Spindle 330D, 336D, 2610D, 3110D,
3810D Repl. 194321-13850 (**50**)

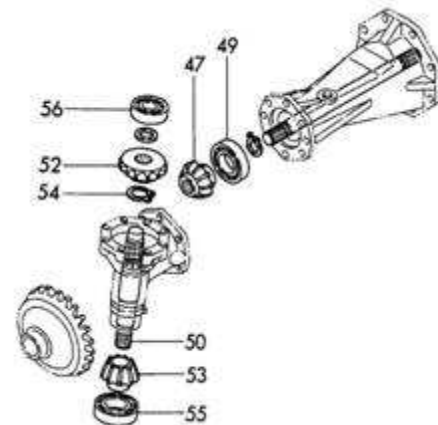
SG-4321 Upper spindle gear 330D, 336D, 2610D,
3110D, 3810D Repl. 194321-13881 (**52**)

SG-1389 Lower spindle gear 330D, 336D, 2610D,
3110D, 3810D Repl. 194321-13891 (**53**)

SR-34 Snap ring, Front axle spindle 330D, 336D,
2610D, 3110D, 3810D Repl. 22242-000340 (**54**)

6209-2RS Bearing 330D, 336D, 2610D, 3110D, 3810D
Repl. 24101-062094 (**55**)

6306-2RS Bearing 330D, 336D, 2610D, 3110D, 3810D
Repl. 24104-063064 (**56**)



AS-1376 Seal 2620D, 2820D, 3220D, 4220D
Repl. 194328-13760 (**6**)

AS-1378 Seal, stub axle 2620D, 2820D, 3220D, 4220D,
FX335D, FX435D Repl. 194328-13780 (**8**)

AS-4328 Seal, front knuckle 2620D, 2820D,
3220D, 4220D Repl. 194328-13870 (**12**)

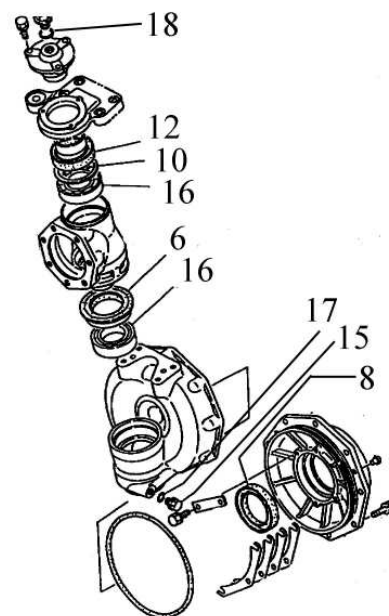
DP-114 Drain plug Repl. 23491-140002 (**15**)

6011-2RS Bearing 2620D, 2820D Repl. 24101-60114 (**16**)

OR-160 O-ring, drain plug Repl. 24311-000160 (**17**)

OR-220 O-ring Repl. 24311-000220 (**18**)

Continued on next page



Continued from previous page

6208-2RS Bearing, lower spindle 2620D, 2820D, 3220D, 4220D Repl. 24101-062084 **(4)**

6209-2RS Bearing, upper spindle 2620D, 2820D, 3220D, 4220D Repl. 24101-062094 **(5)**

AC-4328 Seal sleeve 2620D, 2820D, 3220D, 4220D Repl. 194328-14131 **(8)**

AS-1378 Seal, stub axle 2620D, 2820D, 3220D, 4220D Repl. 194328-13780 **(9)**

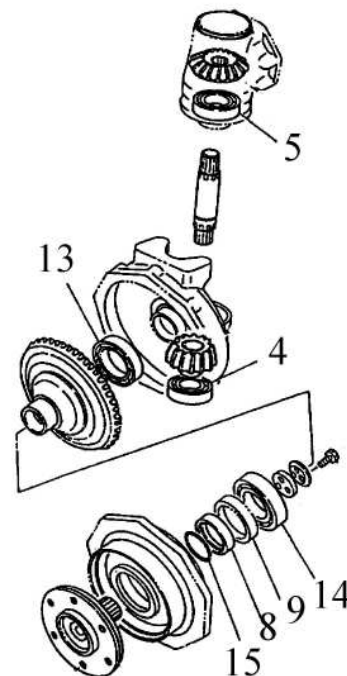
6013-2RS Bearing 2620D, 2820D, 3220D, 4220D Repl. 24101-060134 **(13)**

NJ-207 Bearing, stub axle 330D, 336D, 2610D, 3110D, 3810D Repl. 24148-002074 (old # 194321-14140) **17 mm thick (13)**

NJ-306E Bearing **336D**, 4300D Repl. 194465-14140 **19 mm thick (13)**

6212-2RS Bearing 2620D, 2820D, 3220D, 4220D Repl. 24101-062124 **(14)**

OR-600 O-ring for AC-4328 seal sleeve Repl. 24321-000600 **(15)**



Continued on next page

Continued from previous page

SR-720 Snap ring F22D, FX22D, F24D, FX24D Repl. 22252-000720 **(1)**

6009-2RS Top spindle brg F22D, FX22D, F24D, FX24D, F255D, FX255D Repl. 24104-060094 **(4)**

6008-2RS Lower spindle brg F22D, FX22D, F24D, FX24D, F255D, FX255D Repl. 24101-060084 **(15)**

6305-2RS Lower spindle brg F20D, FX20D, F22D, FX22D, F24D, FX24D, F255D, FX255D Repl. 24101-063054 **(5)**

SR-900 Snap ring F20D, FX20D, F22D, FX22D, F24D, FX24D, F215D, FX215D, F255D, FX255D Repl. 22252-000900 **(13)**

AS-4556 Spindle hsg seal F20D, FX20D, F22D, FX22D, F24D, FX24D, F215D, FX215D, F255D, FX255D Repl. 194556-14211 **(8)**

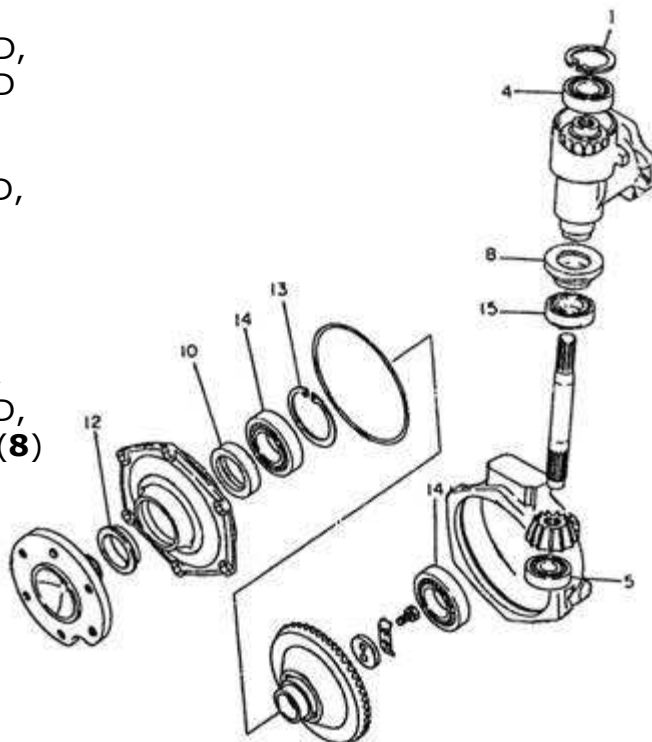
60x82x12TC Axle seal F20D, F22D, FX22D, F215D, FX215D Repl. 194312-32660 **(10)**

6210-2RS Axle bearing F20D, FX20D, **(14)** F22D, FX22D, F24D, FX24D, F255D, FX255D Repl. 24101-062104

AC-4312 Axle collar F22D, FX22D, F24D, FX24D, F215D, FX215D, F255D, FX255D Repl. 194312-32670 **(12)**

62x80x12TC Axle seal F20D, FX20D, F22D, FX22D, F24D, FX24D, F215D, FX215D, F255D, FX255D Repl. 194312-32660 **(10)**

AC-4447 Axle collar 226, F18D, F20D, FX20D, F220D Repl. 194447-1418 **(12)**



Continued on next page

Continued from previous page

SA-4321 Spindle w/key 330D, 336D, 2610D, 3110D, 3810D
Repl. 194321-13850 **(8)**

SA-1385 Spindle 195D, 240D, 226D, 250D, 276D, 1601D, 1610D, 1702D, 1720D, 1802D, 1810D, 1820D, 2000BD, 2001D, 2002D, 2010D, 2020D, 2202D, 2210BD, 2210D, 2220D, 2301D, 2310D, 2402D, 2420D
Repl. 194311-13850 **(8)**

WK-722 Woodruff key for SA-1385 Repl. 22512-070220

NB-4311 Needle bearing, front axle spindle 220D, 226D, 250D, 276D, 1601D, 1610D, 1820D, 2000D, 2000BD, 2202D, 2210D, 2301D, 2310D, 2402D
Repl. 194311-13880 **(3)**

6008-2RS Wheel bearing early 226D Repl. 24101-060084 **(9)**

6210-2RS Wheel bearing 226D sn 42272 up
Repl. 24101-062104 **(9)**

SR-242 Snap ring 226D, 2002D, 2202D, 2310D, 2402D Repl. 22242-000550 **(7)**

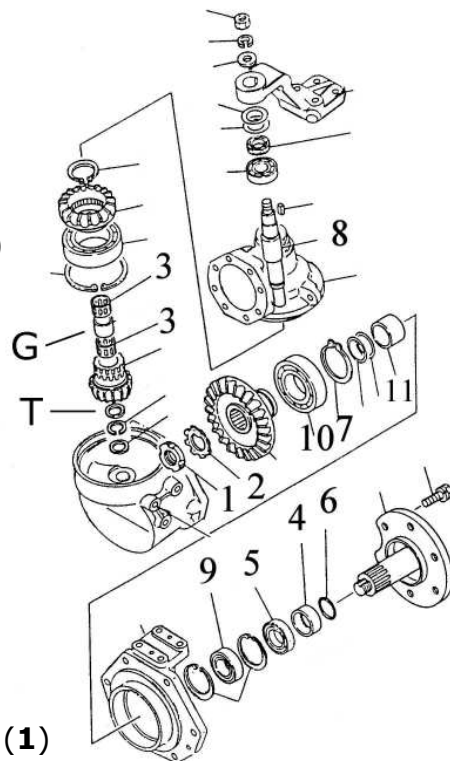
LN-35 Lock nut, front stub axle 226D, 2202D, 2001D, 2210BD, 2301D, 2310D, 2402D, 2610D, 3110D, 3810D Repl. 24217-035002 (old # 24211-035002) **(1)**

LW-4311 Lock washer, stub axle 226D, 2001D, 2002D, 2202D, 2210D, 2301D, 2310D, 2402D
Repl. 194311-14130 **(2)**

OR-400 O-ring, stub axle 2002D, 2202D, 2310D, 2402D Repl. 24321-000400 **(6)**

SC-4311 Seal collar, frt. axle 195D, 220D, 240D, 250D, 276D, 2000D, 2002D, 2202D, 2210D, 2310D, 2402D
Repl. 194311-14172 **(4)**

Continued on next page



Continued from previous page

50x68x12.5 Seal, front knuckle 226D, 276D, 1802D, 2001D, 2002D, 2202D, 2220D, 2301D, 2402D, 2420D Repl. 194313-13790 **(5)**

50x68x14.3TCFY Seal, front knuckle 240D, 2210D Repl. 194311-13790 **(5)**

AS-6831 Seal, front axle side, 195D, 1601D, 1610D, 1700D, 1702D, 1720D Repl. 194158-13790 **(5)**

6211-2RS Bearing 226D Repl. 24101-062114 **(10)**

SC-4161 Spacer 1802D, 1820D, 2002D, 2020D, 2202D, 2220D, 2310D, 2402D, 2420D Repl. 194311-14161 **(11)**

Spindle Gears, Seals, Collars, and Bearings For: YM1300D, YM1301D, and similar models

S-1300 Spindle 1300D, 1301D Repl. 194210-13901

SB-1427 Spindle bushing 135D, 155D, 1100D, **(1)** 1300D, 1301D Repl. 194210-14270

6207-2RS Inner axle bearing 1300D, 1301D **(2)** Repl. 24101-62074

51105 Top spindle brg 1100D, 1300D, 1301D, 1401D Repl. 24520-51105 & 194210-14300 **(4)**

6305-2RS Outer axle bearing 1300D, 1301D Repl. 24104-063054 **(5)**

NB-4210 Spindle needle brg 1100D, 1300D, 1301D, 1401D Repl. 194210-14260 **(6)**

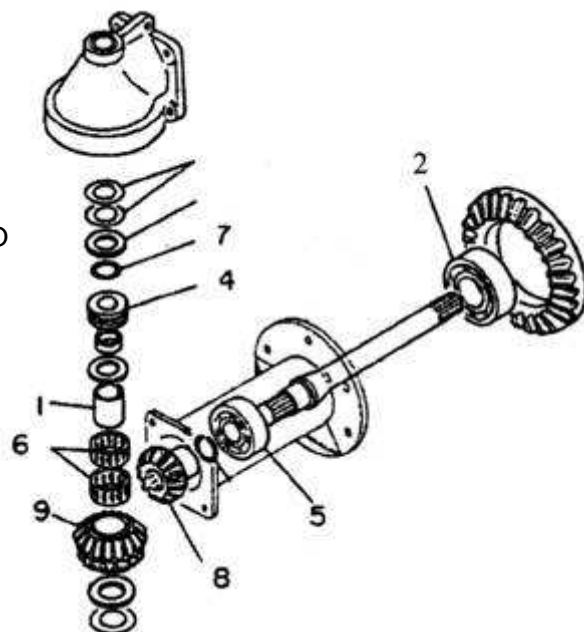
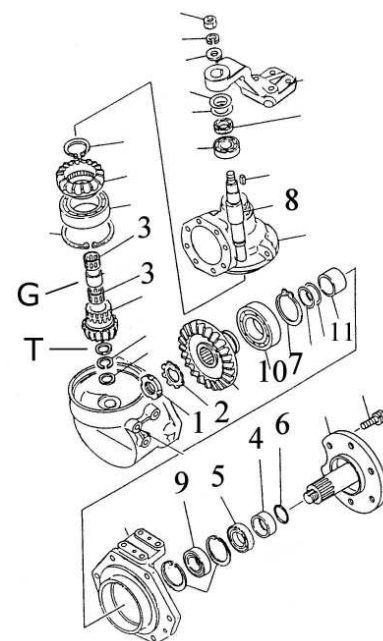
OR-220 O-ring Repl. 24311-000220 **(7)**

SG-1423 Gear 155D (old style), 1100D, 1300D, 1301D Repl. 194210-14230 **(8)**

SG-1943 Gear 155D (new style), 165D, 1401D Repl. 194341-14230 **(8)**

SG-4251 Double gear 135D, 1100D, 1300D, 1301D Repl. 194210-14251 **(9)**

SG-4341 Double gear 155D, 165D, 1401D Repl. 194341-14250 **(9)**

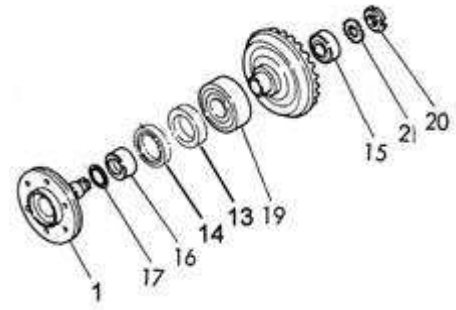


Stub Axles, Seals, Collars, and Bearings

SA-1411 Stub axle 330D, 336D, 2610D, 3110D,
3810D Repl. 194321-14110 (**1**)

65x88x12TC Seal 330D, 336D, 2610D, 3110D,
3810D Repl. 24423-658812 (**13**)

65x88x05TC Seal 330D, 336D, 2610D, 3110D,
3810D Repl. 24430-658805 (**14**)



NJ-207 Bearing, stub axle 330D, **336D**, 2610D, 3110D,
3810D Repl. 24148-002074 (old # 194321-14140) (**15**)

NJ-306E Bearing, stub axle **336D**, 4300D Repl. 194465-14140 (**15**)

SC-4321 Seal collar, wheel axle 330D, 336D, 2610D, 3110D,
3810D Repl. 194321-14170 (**16**)


OR-450 O-ring 330D, 336D, 2610D, 3110D, 3810D Repl. 24321-000450 (**17**)

6211-2RS Bearing 330D, 336D, 2610D, 3110D, 3810D Repl. 24101-062114 (**19**)

LN-35 Lock nut, front stub axle 330D, 336D, 2000D, 2610D, 3110D,
3810D Repl. 24217-035002 (old # 24211-035002) (**20**)

LW-35 Lock washer 330D, 336D, 2610D, 3110D, 3810D
Repl. 24231-035000 (**21**)

Rear Stub Axles and Related Parts



6009-2RS Ball bearing, sealed 1500D
Repl. 24101-060094 (1)

SG-1314 Gear, side 1500D Red Repl. 194191-13140 (2)

SG-1356 Gear, side 1500D Green Repl. 194191-13561 (2)

SR-25 Snap ring for SG-1314 & SG-1356
Repl. 22242-000250 (3)

6305-2RS Ball bearing Repl. 24101-063054 (4)

FW-1393 Flat washer – LH – 1500D Red Repl. 194191-13930,
1500D Green Repl. 194191-13750 (5)

20x30x7TC Seal, top knuckle 1500D Red
Repl. 24421-203007 & 194191-14360 (6)

20x35x7TC Seal, top knuckle 1500D Green
Repl. 24423-203507 (old # 194191-13760) (6)

6204-2RS Ball bearing, sealed Repl. 24101-062044 (7)

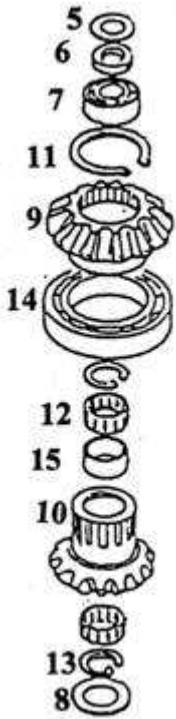
TW-1437 Thrust washer, bottom knuckle – 1500D Red
Repl. 194191-14370 (8)

PTOW-2854 Washer 1500D Green Repl. 194191-28540 (8)

SG-1417 Gear, top knuckle – 1500D Red
Repl. 194191-14170 (9)

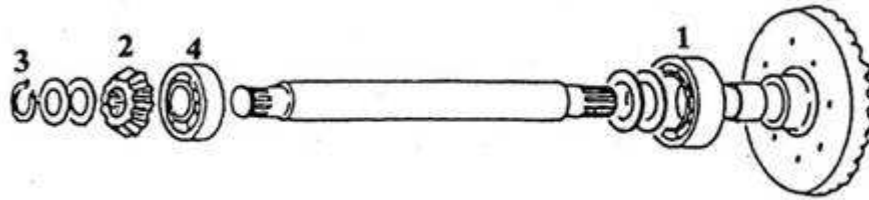
SG-1418 Gear, lower knuckle – 1500D **RED**
Repl. 194191-14180 (10)

SG-1425 Gear, lower knuckle – 1500D **GREEN**
(one-piece gear) Repl. 194191-14111 (9/10)



Continued on next page

Continued from previous page



SR-50 Snap ring used with SG-1418
Repl. 22242-000500 (11)

NB-4191 Needle bearing used with SG-1418 (12)
Repl. 194191-14190

NB-1412 Needle brg, spindle 1500D Green
Repl. 194191-14120 (12)

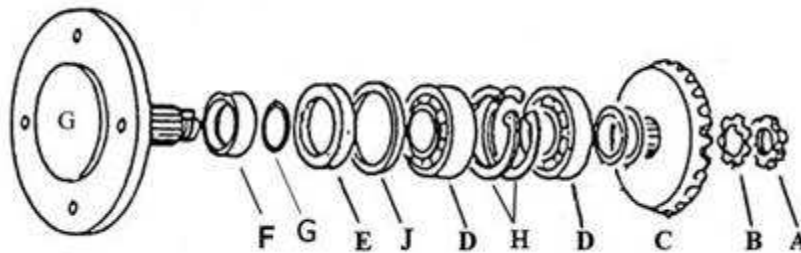
SR-33 Snap ring used with SG-1418
Repl. 24165-000332 (old # 194191-14560) (13)

6013-2RS Ball bearing 1500D Red or Green
Repl. 24101-060134 (14)

SB-1455 Spacer 1500 Repl. 194191-14550 (15)



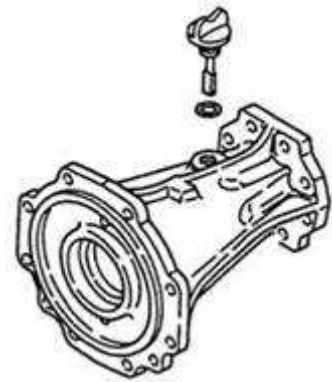
Rear Stub Axles and Related Parts for YM1500D



- SA-4191** Wheel stub axle 1500D **RED** Repl. 194191-14580 (**G**)
- SA-1430** Wheel stub axle 1500D **GREEN** Repl. 194191-14302 (**G**)
- LN-1500** Lock nut, stub axle – 1500D Red or Green (**A**)
Repl. 24211-025002
- LW-1500** Lock washer, stub axle 1500D **Red** Repl. 194191-14640, (**B**)
1500D **Green** Repl. 24237-025000 (old # 24231-025000)
- SG-1457** Gear, stub axle side gear 1500D **RED** Repl. 194191-14570 (**C**)
- SG-1421** Gear, stub axle 1500D **GREEN** Repl. 194191-14211 (**C**)
- 30206** Bearing, stub axle –1500D Red or Green (**D**)
Repl. 24141-302060
- 38x62x9TC** Seal, stub axle 1500D **GREEN** (**E**)
Repl. 24421-386209 (old # 1941911-14261)
- 45x62x9TC** Seal, stub axle – 1500D **RED** Repl. 24423-456209 (**E**)
- SC-1466** Seal collar, stub axle 1500D **Red** Repl. 194191-14660 (**F**)
- OR-300** O-ring Repl. 24321-000300 (**G**)
- SR-62** Snap ring 1500D Red or Green Repl. 22252-000620 (**H**)
- SR-4191** Spacer ring 1500D Red or Green Repl. 194191-14280 (**J**)

Front Axle Dipstick

- DS-4313** Front axle dipstick F24D, FX24D, FX235D, 226D, YMG1800D, YMG2000D, 2001D, 2202D, 2220D, 2301D, 2310D, 2402D, 2420D, 2620D, 2820D, 3110D
Repl 194313-13630 (old # 194321-13630)
- OR-220** O-ring for DS-4313 dipstick
Repl. 24311-000220



Tires - Front & Rear

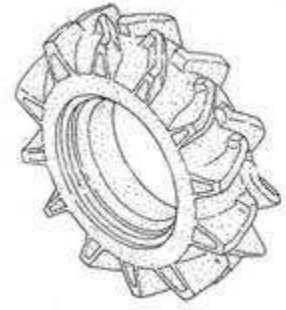
CHECK TIRE SIZES BEFORE ORDERING

7-16 R1 Tire for 336D, 2610D, 3110D, 3810D,
F24D, FX24D Repl. 194321-14860

6-14 R1 Tire for F20D, 240D, 2002D, 2020D

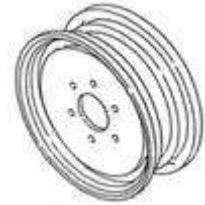
5-12 R1 Tire for 140D, 147D, 155D, 1401D, 1510D

5-14 R1 Tire for 195D, 1500D, 1610D, 1702D, 1802D
Repl. 194191-14810



Front wheels

- FW-4210** Rim, 4 x 12 (4 bolt) 155D, 1300D, 1301D, 1401D
Repl. 194210-12850
- FW-1500** Rim, 4 x 14 (4 bolt) 1500D Repl. 194191-14701
- FW-4279** Rim, 5 x 16 (6 bolt) 330D, 336D, 2610D, 3110D,
3810D Repl. 194321-14700
- FW-4279** Rim, 5 x 16 (6 bolt) 276D, 2620D, 2820D, 3220D,
4300D, F24D, FX24D, FX26D, FX28D, F255D, FX255D,
F265D, FX265D Repl. 194279-14700
- FW-4100** Rim, 3 x 12 front (4 bolt) 140, 147, 195, 1500,
1502, 1510, 1600, 1601, 1602, 1610, 1700, 1702, 1720,
YMG1800, 1802, 1900, YMG2000, 2002, F16,
F17, FX17, F18, FX18, F20, FX20 Repl. 194100-12911
- FW-4134** Rim, 3 x 15 front (4 bolt) 2010, 2210, 2220, 2310, 2420,
2610, 2620, 2820, F22, FX26, F255, FX255,
F265, FX265 Repl. 194134-12910;
240, 2000, 2200, 2500, 2700 Repl. 194080-12912-Q
- FW-4145** Rim, 4 x 16 front (6 bolt) 330, 336, 3000, 3110, 3220,
3810, 4220, 4300, FX28, FX32, FX42, FX285,
FX305, FX335, FX435 Repl. 194145-12900
- FW-4158** Rim, 4 x 14 front (4 bolt) 195D, 1601D, 1610D,
1700D, 1702D, 1720D, F16D Repl. 194158-14700-Q
- FW-8351** Rim, 5 x 14 front (6 bolt) 220D, 226D, 240D, 250D, 276D,
1802D, 1810D, 2000D, 2002D, 2010D, 2020D, 2202D, 2210D,
2220D, 2310D, 2402D, 2420D
Repl. 198351-14700 (old # 194311-14700-Q)
- FW-4447** Rim, 5 x 12 (4 bolt) 180D, 186D, 187D Repl. 194447-14710-Q
- FW-4362** Rim, 5 x 14 (6 bolt) 226D, 2000D, 2202D, 2220D, 2402D, 2420D, F20D,
FX20D, F215D, FX215D Repl. 194362-14700
YMG1800D, 1802D, 1820D, YMG2000D Repl. 194431-14700
- FW-4275** Rim, 3 x 15 (6 bolt) 220, 226, 250, 276 (2 wd) Repl. 194275-12910-Q

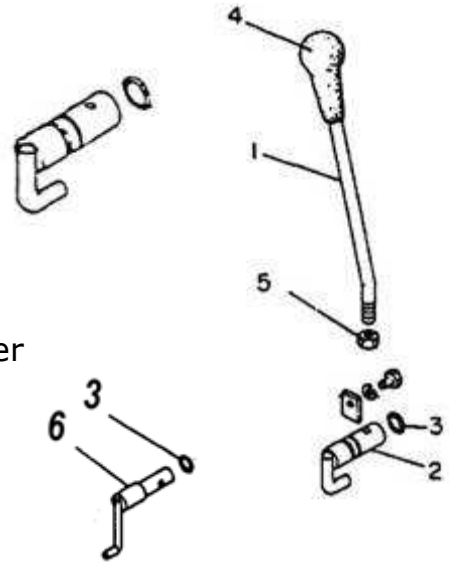


Group 4

Transmission & PTO

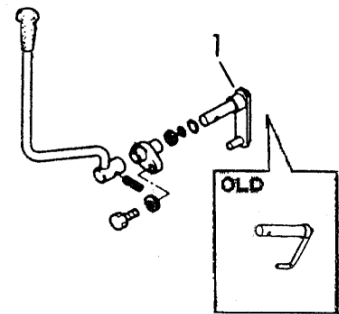
Hi-Lo Shift Levers

- SL-2751** Shift lever rod 240, 1700, 2000
Repl. 194150-27510 **(1)**
- SL-4150** Hi-Lo shift lever 195, 240, 1700, 2000
Repl. 194150-27530 **(2)**
- OR-160** O-ring for SL-4130 & SL-4150 Hi-Lo shift lever
Repl. 24311-000160 **(3)**
- SK-855** Shift lever knob 1500, 1700, 2000 **(4)**
Repl. 194990-85561
- M12NUT** Shift lever rod nut **(5)**
- SL-4130** Hi-Lo shift lever 2200, 2500, 3000 Repl. 194130-27530 **(6)**



PTO Speed Shift Arm

- SL-4370** PTO speed shift arm 330, 2500, 3000
Repl. 194370-27830 (Old # 194145-27830)



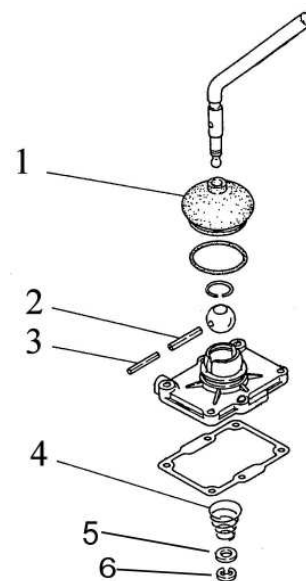
Transmission Bearings

- 5305-2RS** Bearing, sealed 2500 transmission Repl. 24512-053054
(old # 194200-25581 & 194080-08140)
- 5306-2RS** Bearing, sealed 330, 3000 transmission Repl. 24512-053064
(old # 194145-24380)



Transmission Shifter Repair Parts

- SB-4065** Shifter boot 195, 240, 1300, 1500, 1502, 1600, (1)
1700, YMG1800, 1802, 1900, 2000, YMG2000, 2002,
2310, 2500, 2620, 2820, 3000, 3110, 3810, 4500
Repl. 194065-27360 (old# 194080-27252)
- RP-640** Roll pin, outer YMG1800, 1802, YMG2000, (2)
2002, 2202, 2210, 2310, 2402, 2620,
2820, 3110, 3810, F24 Repl. 22351-060040
- RP-40** Roll pin, inner YMG1800, 1802, YMG2000, (3)
2002, 2202, 2210, 2310, 2402, 2620, 2820, 3110,
3810, F24 Repl. 22351-035040 (old # 194310-27240)
- RP-50** Roll pin, trans shifter 195, 240, 1500, 1502, (2)
1600, 1700, 1900, 2000, 2500, 3000
Repl. 22351-050040 (old # 22352-050040)
- TSS-4422** Trans. shifter spring 220, 250, 276, 1601, 1702, 1720,
YMG1800, 1802, YMG2000, 2001, 2002, 2202,
2301, 2402, F20, F22, F24 Repl. 194422-27230 (4)
- TW-500** Washer, trans. spring 1502, 1600, 1601, YMG1800, 1802, 1900, (5)
YMG2000, 2001, 2002, 2210, 2301, 2610, 2620, 2820, 3110, 3220,
3810, 4220, 4300, 4500 Repl. 194500-27150 (old # 194080-27190)
1500, 1700, 2000 Repl. 194190-27190
- TSS-4310** Trans shifter spring 2210, 2610, 3110, 3810, 4500 Repl. 194310-27220 (4)
- TSS-2717** Transmission shifter spring 195, 240, 330, 336, 1500, 1502, 1600,
1700, 1900, 2000, 2500, 2620, 2820, 3000, 3220, 4220, 4300
Repl. 194080-27172 **1100, 1300, 1301, 1401** Repl. 194200-27160 (4)
- EC-100** E-clip 1502, 1601, 1802, 2001, 2002, 2301, 2610, (6)
2620, 2820, 3220, 3810, 4220, 4300 Repl. 22272-000100
- SR-120** Snap ring 1100, 1300, 1301, 1401, 1500, 1600, YMG1800, 1900, (6)
YMG2000, 2210, 3110, 4500 Repl. 22242-000120



Shift Lever Guide

- SLG-4150** Shift lever guide 195, 240, 1600, 1700, 1900, 2000 Repl. 194150-27260

Shift Forks, Transmission and PTO

SF-12 Shift fork, 1 - 2 for 195, 240, 1600, 1700,
1900, 2000 Repl. 194150-27310 (3)

SF-35 Shift fork, 3 - 5 for 195, 240, 1600, 1700,
1900, 2000 Repl. 194150-27320 (4)

SF-13 Shift fork, 1 - 3 for 330, 2200, 2500, 2700,
3000 Repl. 194130-27310 (4)

SF-4150 Fork, Hi-Lo shift 195, 240, 1600, 1700,
1900, 2000 Repl. 194150-27610 (2)

SL-4150 Hi-Lo shift lever 195, 240, 1700, 2000
1900, 2000 Repl. 194150-27530 (22)

OR-160 O-ring for Hi-Lo shift lever
Repl. 24311-000160 (34)

SF-2733 Reverse shift fork 195, 240, 1600, 1700,
1900, 2000 Repl. 194150-27330 (1)

OR-110 O-ring Repl. 24311-000110 (33)

RP-320 Roll pin Repl. 22351-030020 (42)

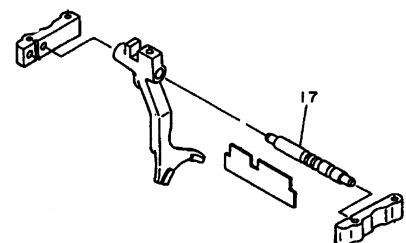
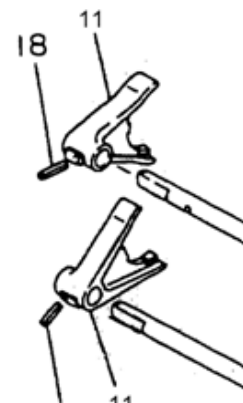
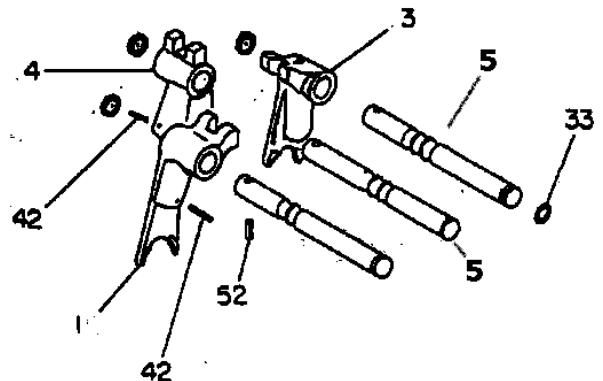
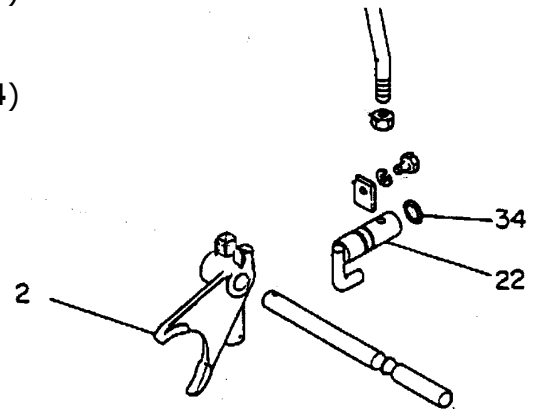
RP-412 Roll pin Repl. 22351-040012 (52)

SR-4145 Shift rail for 1-3 & 2-4, 330, 2500, 3000
Repl. 194145-27210 (5)

SF-4555 PTO shift fork F20, FX20, F22, FX22, F24, FX24,
FX26, FX28, FX32, FX42, F215, FX215, F235,
FX235, F255, FX255, FX285, FX305, FX335, FX435
Repl. 194555-27740 (11)

RP-625 Roll pin Repl. 22351-060025 (8)

SR-4330 Shift rail C-1-2 for 2610, 3110, 3810
Repl. 1964330-27520 (old 194320-27520) (17)



Continued on next page

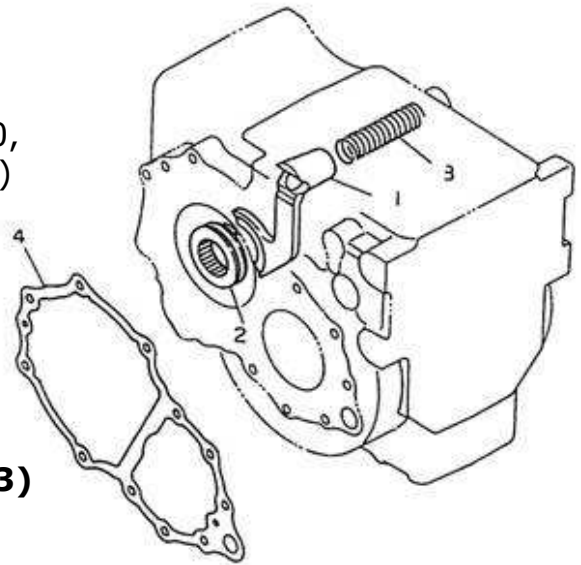
Continued from previous page

SF-4430 Shifter fork YMG1800, 1802, 1810, 1820, YMG2000, 2002 Repl. 194430-33140 **(1)**

DL-4361 Differential lock YMG1800, 1802, 1810, 1820, YMG2000, 2002 Repl. 194361-33100 **(2)**

DLS-4150 Differential lock return spring 1700, YMG1800, 1802, 1810, 1820, 2000, YMG2000, 2002 Repl. 194150-33150 **(3)**

RAHG-4420 Rear axle housing gasket 226, 1610 YMG1800, 1810, YMG2000 Repl. 194420-32620 **(4)**

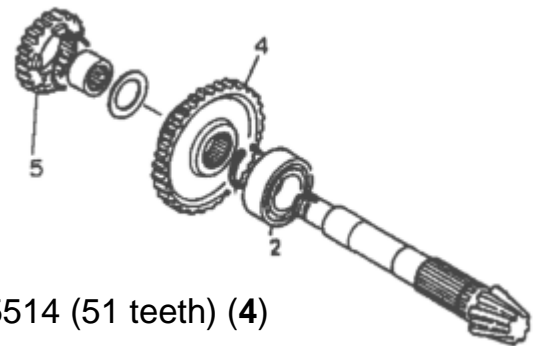


Hi-Lo Gears

TG-2551 Hi-Lo gear 240, 1700, 2000 Repl. 194150-25514 (51 teeth) **(4)**

TG-2585 Hi-Lo gear 240, 1700, 2000 Repl. 194150-25852 (OD-28 teeth) **(5)**

5206-2RS Bearing, trans. output shaft 1500, 1700, 2000 Repl. 194150-31460 & 24512-052064 **(2)**



Transmission Parts



B A G C D E F

- SC-2618** Splined shaft connector w/snap ring 195, 226, 240, 1500, 1600, 1601, 1700, 1900, 2000, 2001, 2010, 2202, 2210, 2220, 2301, 2310, 2402, 2420, 4300, F17, FX17, F18, FX18
Repl. 194190-26180 (Old # 194150-25220 & 194310-25100) **(A)**

- SC-2522** Splined shaft connector w/snap ring 336, 2200, 2500, 2700, 2610, 2620, 2820, 3000, 3110, 3220, 3810, 4220 Repl. 194110-25220 (**L = 38mm**) **(A)**

- SC-4300** Splined shaft connector w/snap ring 186, 187, 220, 250, 1510, 1610, 1702, 1720, YMG1800, 1802, 1810, 1820, YMG2000, 2002
Repl. 794300-25100 (old # 194300-25100) **(A)**

- SR-17** Snap ring for SC-2618 Repl. 22252-000170 **(B)**

- 20x35x7TC** Seal Repl. 194150-27810 **(G)**

- 6204-2RS** Ball bearing, sealed Repl. 24101-62044 **(C)**

- 6205-2RS** Ball bearing, sealed Repl. 24101-062054 **(D)**

- TS-261** Input shaft, transmission 1500 w/bearing
Repl. 194190-26101 **(E)**

- NB-4190** Needle bearing for TS-261, Repl. 194190-26170 **(F)**

- SC-4110** Splined coupler 330 Repl. 794110-25220 **(A)**

- SC-4640** Splined coupler FX26, FX28, FX32, FX32D, F37D, FX42, FX42D, F46D, FX285, FX305 Repl. 194640-26130 **(A)**

- SC-4555** Splined coupler F20, FX20, F24, FX24, FX26D, FX28D, FX32D FX42D Repl. 194555-26520 **(A)**

PTOW-4190 Thrust spacer 1702, 1720, 1802,
1810, 2002 Repl. 194190-26840 **(3)**

TG-4430 Gear YMG1800, 1802, 1810, 1820,
YMG2000, 2002 Repl. 194430-25171
(teeth **15 / 26 / 44**) **(5)**

SG-3615 Gear **(15-36)** teeth 1610, 1610D
Repl. 194420-25180 **(6)**

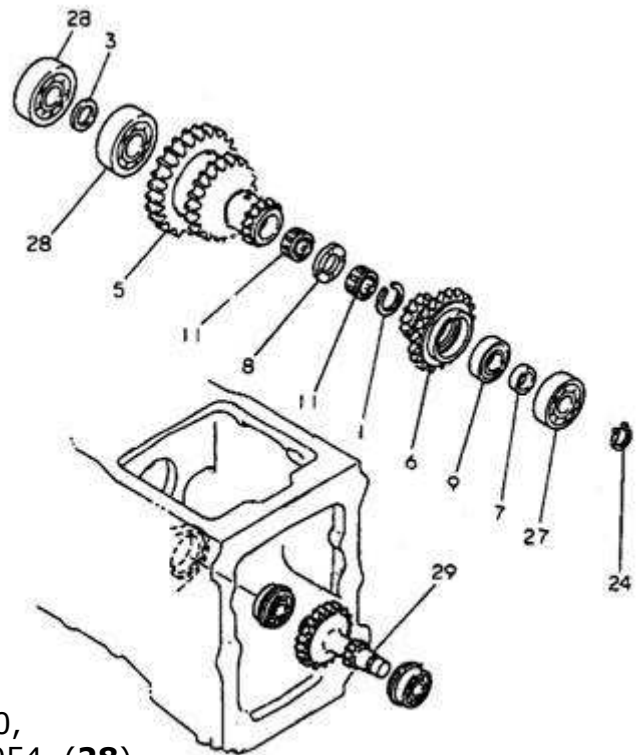
6004-2RS Ball bearing 1702, 1720, YMG1800,
1810, YMG2000
Repl. 24101-060044 **(9)**

6204-2RS Ball bearing 1610, 1702, 1720,
YMG1800, 1802, 1810, YMG2000,
2002 Repl. 24101-062044 **(27)**

6205-2RS Ball bearing 1610, 1702, 1720, YMG1800,
1802, YMG2000, 2002 Repl. 24101-062054 **(28)**

TG-2575 Gear 1702, 1720, YMG1800, 1802, 1810,
YMG2000, 2002 Repl. 194430-25751 (teeth **10 / 26**) **(29)**

SG-2610 Gear 1610, 1610D Repl. 194420-25750 (Teeth **10/26**) **(29)**



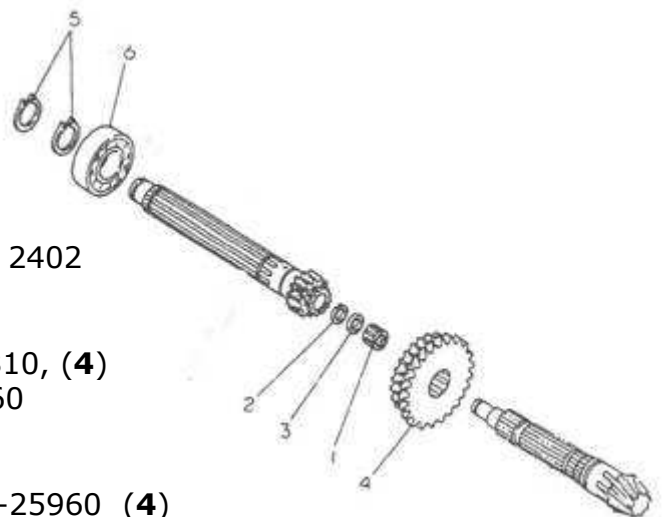
NB-2583 Needle bearing 1702, 1720, YMG1800,
1802, 1810, YMG2000, 2002, 2202, 2210, 2402
Repl. 194310-25830 **(1)**

TG-2739 Gear **(27-39 teeth)** YMG1800, 1802, 1810, **(4)**
1820, YMG2000, 2002 Repl. 194430-25960

RG-2596 Gear, 2nd & 3rd reduction – 1601, 1610,
1702, 1720 **(27-39 teeth)** Repl 194420-25960 **(4)**

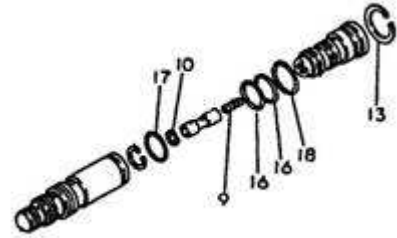
SR-40 Snap ring YMG1800, 1802, YMG2000, 2002
Repl. 22242-000400 **(5)**

6008-2RS Ball bearing Repl. 24101-060084 **(6)**



Transmission Relief Valve Spring

RVS-4555 Trans relief valve spring FX20, FX22, FX24
Repl. 194555-24670 **(9)**



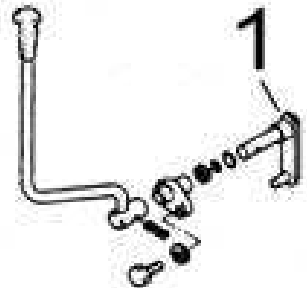
PTO Pinion Shaft Bearing

5305-2RS Bearing, PTO pinion shaft 330, 336, 2500, 2610, 3000, 3110
Repl. 24512-053054 (old # 194080-08140)

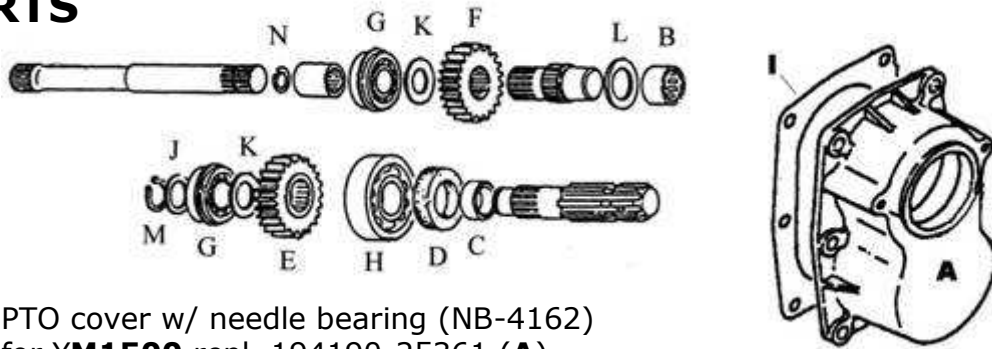


PTO Shifter Parts

SL-4730 PTO speed shift arm 330, 2500, 3000
Repl. 194370-27830 (old # 194145-27830) **(1)**



PTO PARTS



PT-1500 PTO cover w/ needle bearing (NB-4162) for **YM1500** repl. 194190-25361 (**A**)

NB-4162 Needle bearing for PT-1500 Repl. 24162-253320 & 194190-25430 (**B**)

SC-1500 PTO shaft collar (collar that seal rides on) 186, 226, 1500, 1502, 1601, 1602, 1610, F16, FX17, F18, FX18, F165D Repl. 195040-13320 (**C**)

38x58x11TC PTO seal – **YM1500 Repl.** 194151-39360 (**D**)

PG-2676 PTO gear – 21 tooth (Lower) **1500** Repl. 194190-26761 (**F**)

PG-2682 PTO gear – 22 tooth (Upper) **1500** Repl. 194190-26821 (**E**)

6205-2RSNR Ball bearing, sealed **1500** Repl. 792010-99570 (**G**)

6206-2RSNR Ball bearing, sealed w/snap ring **2210** PTO Repl. 24121-062064 (**G**)

6206-2RS Ball bearing, sealed 226, 1300, F17 Repl. 24101-062064 (**H**)

6306-2RS Ball bearing, sealed 1500 Repl. 24101-063064 (**H**)

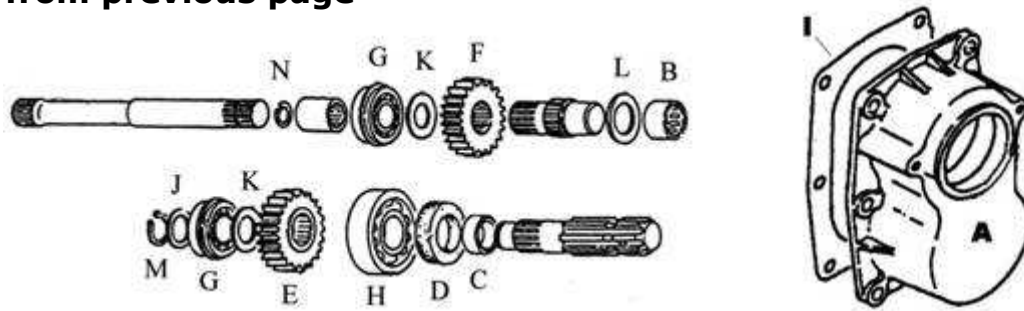
SC-4130 PTO shaft collar (collar that seal rides on) 330, YMG1800, 1802, 1810, 1820, YMG2000, 2002, 2020, 2202, 2220, 2310, 2402, 2420, 2500, 2610, 2620, 2700, 2820, 3000, 3110, 4300, 4500, F24, FX24, FX26, FX28 Repl. 194130-33452 (**C**)

42x60x9TC PTO seal 330, YMG1800, 1802, 1810, 1820, YMG2000, 2001, 2002, 2010, 2020, 2200, 2202, 2220, 2301, 2310, 2402, 2420, 2500, 2610, 2620, 2700, 2820, 3000, 3110, 3220, 4220, 4300, 4500, F20, F22, F24, FX24, FX26, FX28 Repl. 194130-26350 (**D**)

35x55x11TC PTO seal 195, 240, 1600, 1700, 1900, 2000, 2210, 2210B Repl. 24421-355511 (**D**)

Continued next page

Continued from previous page



- 40x62x8TC** PTO seal 135, 155, 165, 169, 1100, 1300, 1301, 1401, F14, F15,
(D)
FF145D, FF155D Repl. 24421-406208 (old # 195140-13660)
- 38x58x11TC** PTO seal – **YM1500 Repl.** 194151-39360 (D)
- 38x55x8TC** PTO seal 186, 226, 1601, 1610, 1720
Repl. 24421-385508 (Old # 194990-52600) (D)
- 40x55x8TC** PTO seal 1110, 1510 Repl. 24421-40550 (D)
- 38x50x8TC** PTO seal 187, 1602, F16, F17, F18, F165D Repl. 194197-24370 (D)
- PTOG-4190** Gasket for PTO cover fits YM1500 Repl. 194190-25370 (I)
- PTOW-4190** Spacer washer 1500 Repl. 194190-26840 (J)
- PTOW-2637** PTO washer 1500 Repl. 194190-26730 (K)
- PTOW-2854** PTO spacer 1500 Repl. 194191-28540 (L)
- SR-25** Snap ring Repl. 22242-000250 (M)
- SR-22** Snap ring Repl. 22252-000220 (N)

PTO Parts for YM1300

PTOG-14 Gear, PTO lower 1300 Repl. 194200-26390 **(6)**

PTOG-25 Gear, PTO upper 1300 Repl. 194200-26420 **(7)**

6205-2RS Bearing Repl. 24101-062054 **(67)**

6304-2RS Bearing Repl. 24101-063044 **(68)**

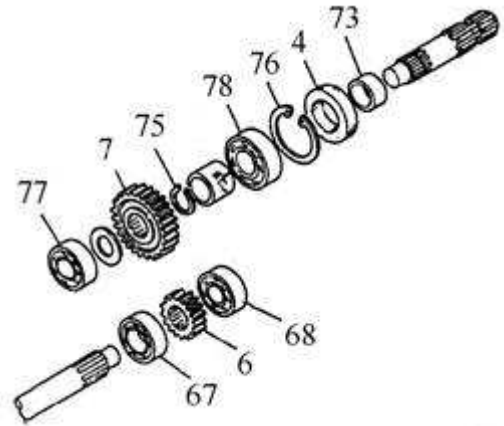
40x62x8TC Seal, PTO 1300 Repl. 194140-13660 **(74)**

SR-30 Snap ring Repl. 22242-000300 **(75)**

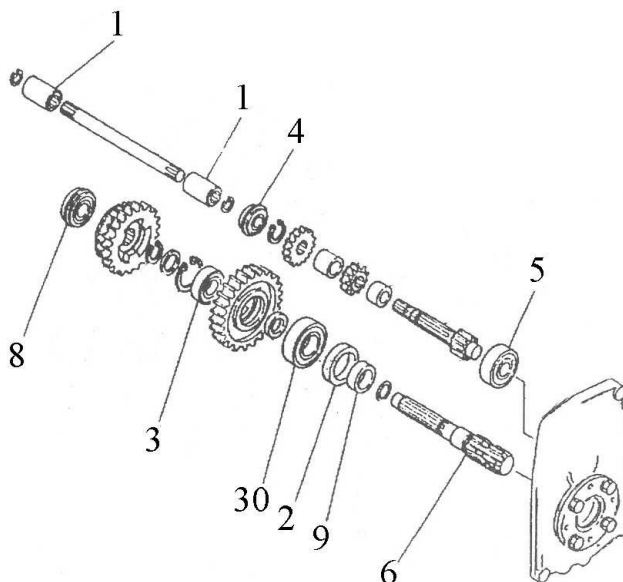
SR-62 Snap ring Repl. 22252-000620 **(76)**

6205-2RS Bearing Repl. 24101-062054 **(77)**

6206-2RS Bearing Repl. 24101-062064 **(78)**



PTO Parts for YM1110 & YM1510

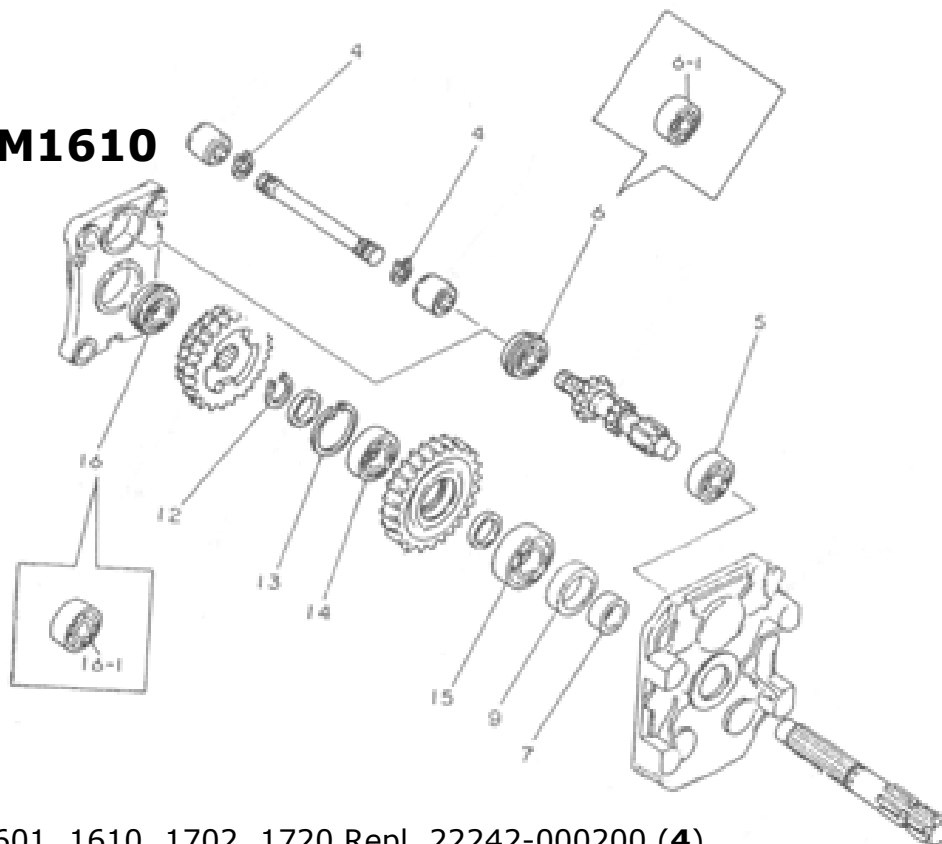


SC-4300	Coupler (15 spl) Repl. 794300-25100	(1)
40x55x8TC	PTO seal Repl. 24421-405508	(2)
6005-2RS	Ball bearing, sealed Repl. 24101-060054	(3)
6203-NR	Not supplied at this time	(4)
6304-2RS	Ball bearing, sealed Repl. 24104-063044	(5)
PTO-1510	PTO shaft Repl. 194300-26311	(6)
6204-2RSNR	Ball bearing, sealed w/snap ring	(8)
SC-1510	Seal collar Repl. 194300-26390	(9)
6206-2RS	Ball bearing, sealed Repl. 24101-062064	(30)

PTO parts for YM 2610, 3110

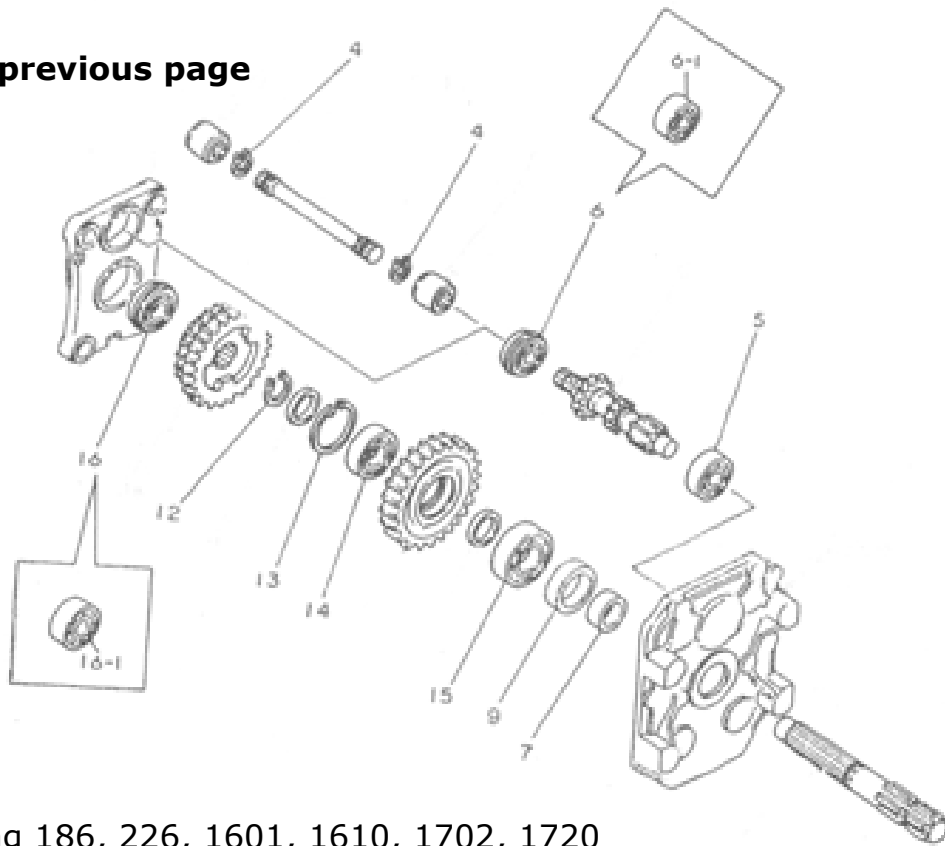
42x60x9TC	PTO seal Repl. 194130-26350	(2)
PTO-4320	PTO shaft Repl. 194320-26310	(6)
SC-4130	Seal collar Repl. 194130-33452	(9)

PTO parts for YM1610



- SR-20** Snap ring 1601, 1610, 1702, 1720 Repl. 22242-000200 **(4)**
- 6304-2RS** Bearing 186, 187, 1601, 1602, 1610, 1702, 1720 Repl. 24101-063044 **(5)**
Bearing 226 Repl. 194361-26120 **(5)**
- 6203-2RS** Bearing 186, 187, 1602 Repl 24101-62034 **(6-1)**
- 6204-2RSNR** Bearing w/**snap ring** 1601, 1610
Repl. 24121-062044 **(6)**
- 6204-2RS** Bearing 226, 1601, 1610 Repl. 24101-062044 **(6-1)**
- SC-1500** Collar, PTO seal 186, 226, 1601, 1602, 1610, 1702, **(7)**
1720 Repl. 195040-13320
- 38x50x8TC** PTO seal 187, 1602 Repl. 194197-24370 **(9)**
- 38x55x8TC** PTO seal 186, 226, 1601, 1610, 1702, 1720
Repl. 24421-385508 (Old # 194990-52600) **(9)**
- SR-29** Snap ring 186, 226, 1601, 1602, 1610 Repl. 22242-000290 **(12)**
- SR-550** Snap ring 186, 226, 1601, 1610 Repl. 22252-000550 **(13)**
- 6006-2RS** Bearing 186, 226, 1601, 1610 Repl. 24101-060064 **(14)**
- Continued on next page**

Continued from previous page



6206-2RS Bearing 186, 226, 1601, 1610, 1702, 1720
Repl. 24101-062064 **(15)**

6204-2RSNR Bearing w/**snap ring** 186 Repl. 24121-062044 **(16)**

6204-2RS Bearing 186, 1602 Repl. 24101-062044 **(16-1)**

6205-2RSNR Bearing w/**snap ring** 1601, 1610 **(16)**

6205-2RS Bearing 226, 1601, 1610 Repl. 24101-062054 **(16-1)**

6304-2RS Bearing 1702, 1720 Repl. 24101-063044 **(16)**

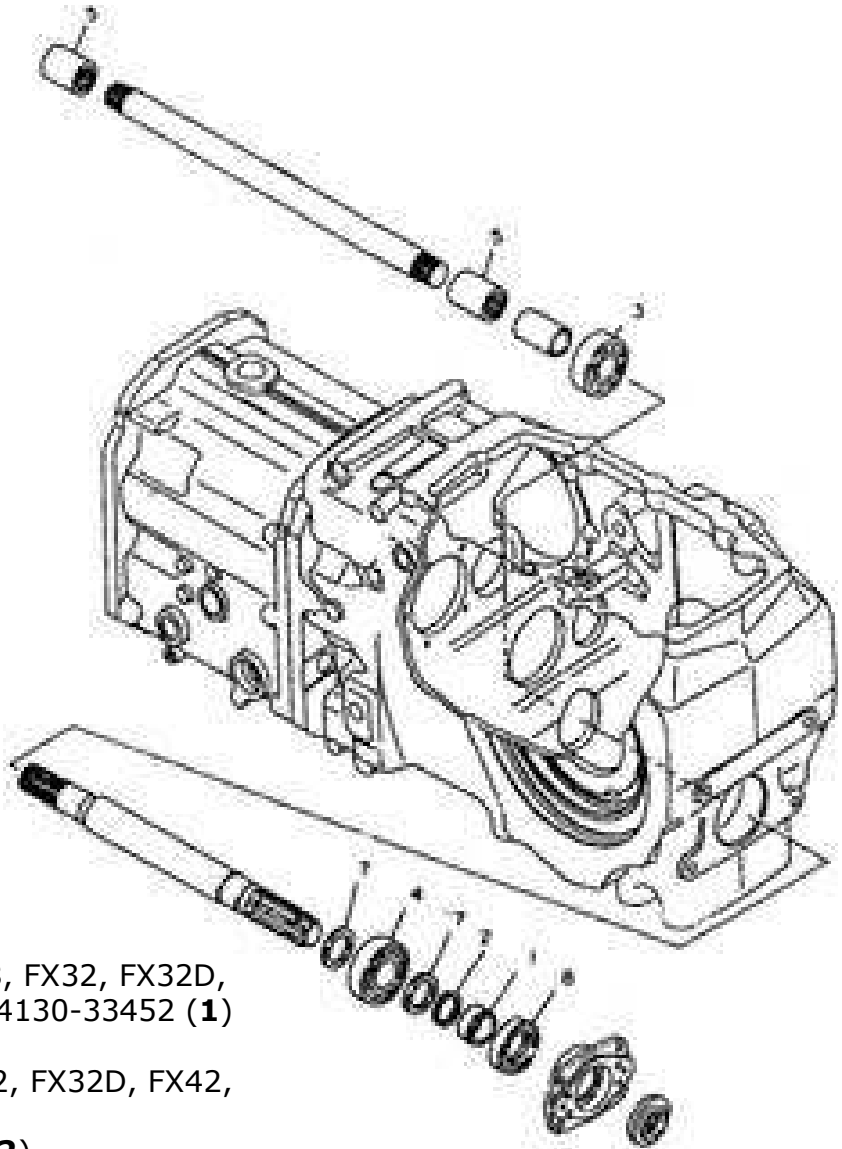
PTO Shaft & parts

PTO-4320 PTO shaft 2610, 3110 Repl. 194320-26310

SC-4130 Collar, seal 2610, 3110 Repl. 194130-33452

42x60x9TC Seal 2610, 3110 Repl. 194130-26350

PTO Parts for F-Series



SC-4130 Seal collar FX26, FX28, FX32, FX32D, FX42, FX42D Repl. 194130-33452 **(1)**

SR-34 Snap ring for brg FX32, FX32D, FX42, FX42D, FX335, FX435 Repl. 22242-000340 **(2)**

6206-2RS Bearing FX32, FX32D, FX42, FX42D, FX335, FX435 Repl. 24101-062064 **(3)**

6207-2RS Bearing, PTO FX32, FX32D, FX42, FX42D, FX335, FX435 Repl. 24101-062074 **(4)**

PTOW-4640 Spacer washer FX32, FX32D, FX42, FX42D, FX335, FX435 Repl. 194640-26330 **(7)**

42x60x9TC PTO seal early FX26, FX28, FX32, FX32D, FX42, FX42D Repl. 194130-26350 **(8)**

35x60x19QLF PTO Seal late FX26, FX28, FX335, FX435 Repl. 194370-26350 **(8)**

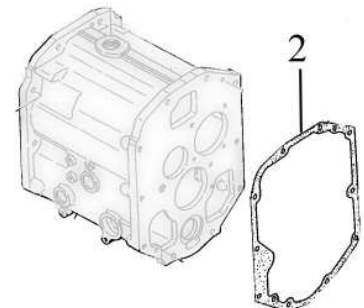
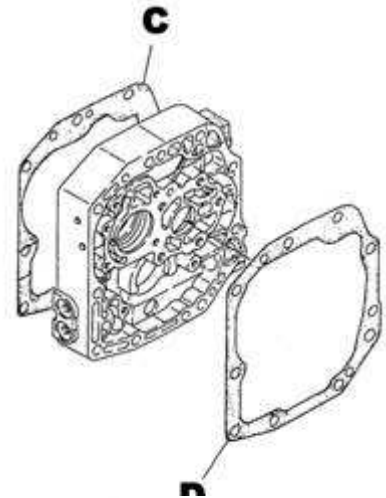
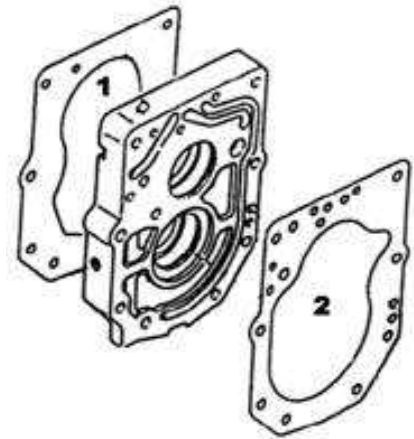
Transmission and PTO Gaskets

- TG-2432** Transmission gasket 336, 2610, 3110, 3810 Repl. 194320-24320 **(1)**
- TG-2433** Transmission gasket 336, 2610, 2620, 2820, 3110, 3220, 3810, 4220 Repl. 194320-24330 **(2)**
- TG-4170** Transmission gasket 276, 2020, 2220, 2420 Repl. 194170-24180 **(2)**
- TG-2418** Transmission gasket 226, 1610, 1720, 1810, 1820 Repl. 194420-24180 **(2)**
- TG-2417** Transmission gasket 226, 1610, 1720, 1810, 1820 Repl. 194420-24170 **(1)**
- TG-4312** Transmission gasket 2010, 2310 Repl. 194312-24180 **(2)**

- TG-2310** Transmission gasket 2010, 2310 Repl. 194312-24170 **(1)**
- TG-4310** Bell housing to trans block 2210, 2310 Repl. 194310-24180 **(1)**
- TG-2112** Transmission gasket 2210 Repl. 194310-21120 **(2)**

- TG-1945** Transmission gasket FX20, FX22, FX24, FX235, FX255 Repl. 194555-24170 **(C)**
- TG-4321** Transmission gasket FX26, FX28, FX32, FX42, FX335, FX435 Repl. 194640-24321 **(C)**
- TG-4555** Transmission gasket FX20, FX22, FX24, FX235, FX255 Repl. 194555-24180
F20, F22, F24, F235, F255 Repl. 194605-24120 **(D)**
- TG-4640** Transmission gasket FX26, FX28, FX32, FX42, FX335, FX435 Repl. 194640-24331 **(D)**

- TG-4120** Gasket, rear trans housing FX26, FX28, FX32, FX42, FX335D, FX435D Repl. 194640-24120 **(2)**



Continued on next page

Continued from previous page

PSG-2451 Power shift cover (regulator) gasket 1510, 1610, 1702, 1720, 1810, 2010, 2310
Repl. 194300-24511

TCG-4310 Power shift cover (regulator) gasket 336, 2210, 2610, 2620, 2820, 3110, 3220, 3810, 4220 Repl. 194310-24510

22x35x8TC Seal, power shift pump 1510, 1610, 1810
Repl. 24423-223508 (old # 194262-15140)

30x47x8TC Seal, power shift pump 2610, 3220, 4220
Repl. 194320-24480

PSPG-2441 Power shift pump gasket 2020, 2220, 2310, 2420 Repl. 194312-24410

TG-2441 Power shift pump gasket 226, 1610, 1720, 1810, 1820, Repl. 194420-24410

PSPG-2483 Power shift pump gasket 276, 2020, 2220, 2310, 2420 Repl. 194312-24830

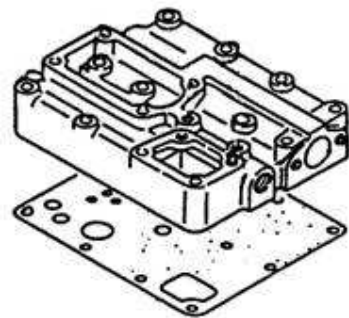
TG-2483 Power shift pump gasket 226, 1610, 1720, 1810, 1820 Repl. 194420-24830

PSPG-2210 Power shift pump gasket 2210
Repl. 194310-24410

PSPG-4310 Power shift pump gasket 2210
Repl. 194310-24830

PSPG-4320 Power shift pump gasket 336, 2610, 3810
Repl. 194320-24430

PSPG-2610 Power shift pump gasket 336, 2610, 3810
Repl. 194310-24830



Continued on next page

Continued from previous page

PSPG-2442 Gasket, internal pump FX26, FX28, FX32, FX42
Repl. 194640-24420 (6)

PSPG-4640 Gasket, power shift valve FX26, FX28, FX32, FX42
Repl. 194640-24820 (8)

SC-2618 Coupler, power shift pump 2210, 2310
Repl. 194190-26180 (Old 194310-25100 & 194150-25220) (A)

SR-17 Snap ring for SC-2618 Repl. 22252-000170 (B)

SC-2522 Coupler, power shift pump 2610, 2620, 2820,
3220, 3810, 4220 Repl. 194110-25220 (L=38mm) (A)

SC-4300 Coupler, power shift pump 186, 226, 1110,
1510, 1610, 1810 Repl. 194300-25100 (A)

TG-2412 Trans. Gasket 220, 226, 250, 1601, 1610,
1802, 2002 Repl. 194420-24120 (1)

PTOG-2436 PTO cover plate gasket 1601, 1610,
YMG1800, 1802, YMG2000, 2002
Repl. 194420-24360 (2)

PTOG-4310 PTO cover plate gasket 2210
Repl. 194310-24360 (2)

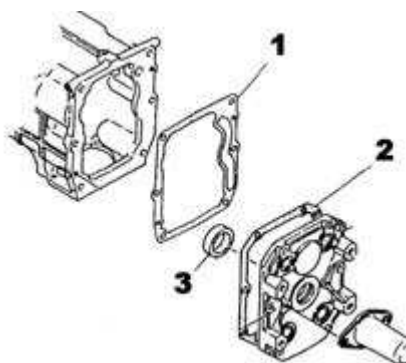
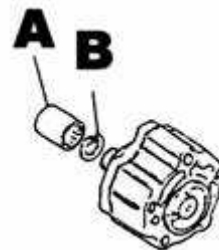
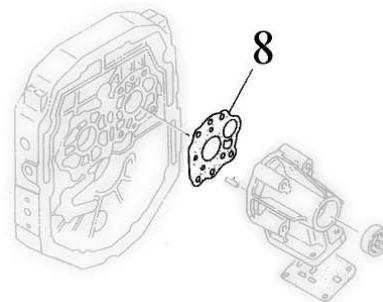
38x55x8TC PTO seal 186, 1601, 1610, 1702, 1720
Repl. 24421-385508 (Old # 194990-52600) (3)

38x50x8TC PTO seal F16, F17, F18, FX18, F165D,
187, 1602 Repl. 194197-24370 (3)

35x60x19QLF PTO seal F22, FX32, F37D, FX42, F46D, F215,
FX215, F235, F255, FX285, FX305
Repl. 194370-26350 (3)

PT-4150 Inner PTO plate 195, 240, 1700 **RED**, 2000 **RED**
Repl. 194150-24451 (Plate has 3 – 20 mm and 1 – 18 mm hole)

PT-2020 Inner PTO plate 1600, 1700 **GREEN**, 1900, 2000 **GREEN**
(Plate has 4 – 20 mm holes) Repl. 194150-24450



PTO Safety Shield

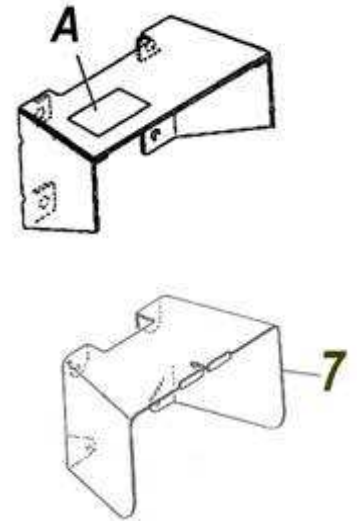
PTOS-1314 PTO safety shield 1300, 1401

PTOS-4197 PTO safety shield F18, F20, F22, F24, 140, 1600, 1700, 1900, 2000, 2210 Repl. 194197-26911

PTOS-4420 PTO safety shield 1601, 1610, 1702, 1720, 1802, 1810, 1820, 2002, 2020, 2202, 2220, 2301, 2310, 2402, 2420 Repl. 194420-26910

PTOS-4327 PTO safety shield 2500, 2610, 2620, 2820, 3000, 3110, 3220, 3810, 4220 Repl. 194327-26910 **(7)**

PTO-2 Decal – **CAUTION Overrunning Clutch MUST Be Used With ALL High Energy Implements such as Rotary Cutters (A)**



PTO Shifter Block

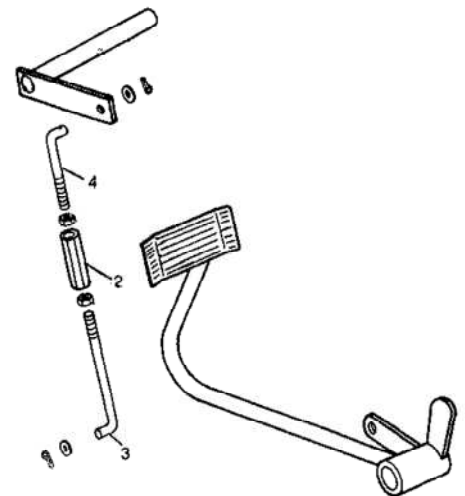
PTOB-2787 PTO shifter block, plastic – 2001, 2010, 2020, 2202, 2220, 2301, 2310, 2402, 2420 Repl. 194312-27870

Clutch Linkage

CR-740 Turnbuckle 186, 187, 1510, F14, F15, F16 Repl. 194740-00322 **(2)**

CR-4197 Rod, clutch, RH thread 186, 187, 1510, F14, F15, F16 Repl. 194197-22320 **(3)**

CR-4440 Rod, clutch, LH thread 186, 187, 1510, F14, F15, F16 Repl. 194440-22460 **(4)**



Clutch Linkage

CR-2246 Clutch rod end – LH 195D, 220, 226, 240D, 250, 276, 336, 1500, 1600, 1601, 1610, 1700, YMG1800, 1802, 1810, 1820, YMG2000, 2001, 2002, 2020, 2202, 2210, 2301, 2402, 2500, 2610, 2620, 2820, 3000, 3110, 3220, 3810, 4220, 4500 Repl. 194150-22460

BR-3776 Clutch rod end – LH 195, 240, 1900, 2000 Red Repl. 194160-22460 (5-1/2" OAL) **(1)**

BR-100 Clutch rod end – LH (clevis type) 330, 4300, 4300D Repl. 194130-37740 **(1)**

CP-118 Clutch rod clevis pin w/hair pin clip Repl. 194080-37781

CR-2247 Clutch rod end – RH 195, 195D, 240, 240D, 1500, 1600, 1700, 1900, 2000, 2210, 2210B, 2610 Repl. 194150-22470 **(2)**

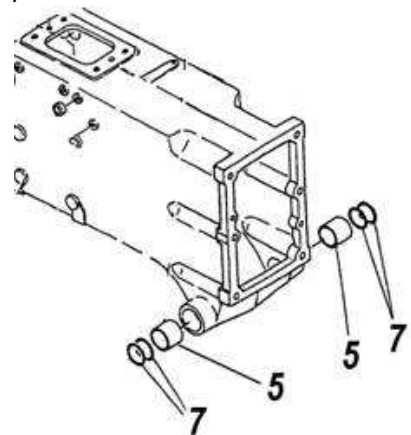
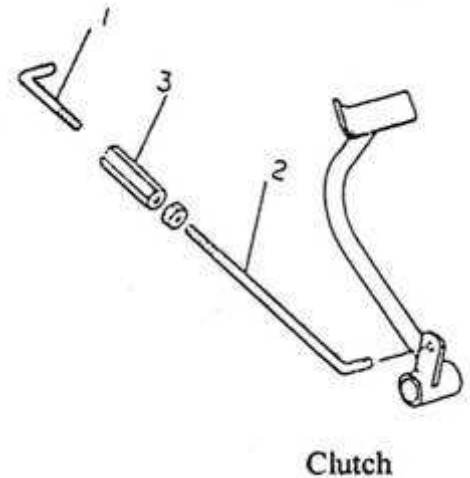
CR-4420 Clutch rod 220, 226, 250, 1610, YMG1800, 1802, 1820, YMG2000, 2002 Repl. 194420-22470 **(2)**

CR-4145 Clutch rod, RH 2620, 2820, 3000, 3110, 3220, 3810, 4220 Repl. 194145-22320 **(2)**

BR-103 Clutch rod turnbuckle 10mm threads 195D, 220, 240D, 250, 276, YMG1800, YMG2000, 2020, 2202, 2210, 2500, 3110, 3810, 4300 Repl. 194151-37730 (10mm X 90mm OAL) **(3)**

CR-740 Clutch rod turnbuckle 8mm threads 186, 187, 1510, F16 Repl. 194740-00322 **(3)**

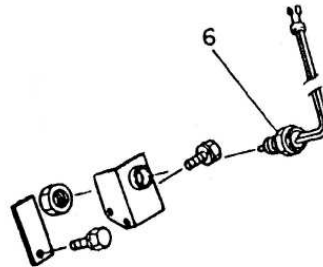
SB-2112 Clutch & brake shaft bushing 330, 336, 2500, 2620, 2820, 3000 Repl. 194145-21120; 3220, 4220 Repl. 194327-37520 **(5)**



Clutch Safety Switch

SS-4201 Clutch safety switch 1401 Repl. 194201-52160 (6)

SS-4440 Clutch safety switch 122, 126, 140, 142, 146, 147, 165, 186, 195, 220, 226, 240, 250, 276, 336, 1502, 1510, 1601, 1602, 1610, 1700D, 1702, 1720, YMG1800, 1802, 1810, 1820, YMG2000, 2001, 2002, 2010, 2020, 2202, 2210B, 2220, 2301, 2310, 2402, 2420, 2500, 2610, 2620, 2820, 3000, 3110, 3220, 4220, F18, FX18, F20, FX20, F22, FX22, FX26, FX28, F37D, F46D, F215, FX215, F255, FX255, FX285, FX305
Repl. 194197-52191 (old # 194440-52191) (6)



Clutch, Pressure Plates and Throw-Out Bearings

CD-1314 Clutch disc, 7-1/8 x 27/32 x 19 spline, 135, 155, 1100, 1300, 1401 Repl. 194262-21400 & 794200-21400 (Old # 194340-21400) 140, 147, 165, 169, 180, 186 Repl. 194357-21400 (Old # 194500-21410)

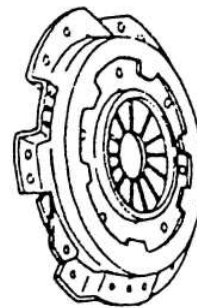
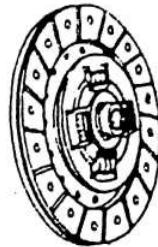


CD-1075 Clutch disc, 7-1/8 x 3/4 x 10 spline, 1601, 1610 Repl. 194420-21400; 1301, 1502, 1510, 1602, F14, F15, F16, FF145D, FF155D, F165D Repl. 194440-21400; 1702, 1720 Repl. 194510-21400

PP-1314 Pressure plate 135, 155, 180, 186, 1100, 1300, 1401, 1702, 1720 Repl. 194262-21700; 169, 1301, 1502, 1510, 1601, 1602, 1610, F14, F15, F16, F17, FF145D, FF155D, F165D Repl. 194440-21700



TO-4200 Clutch throw-out (release) bearing for 135, 155, 165, 169, 1100, 1300, 1301, 1401 Repl 194200-22180



CD-4115 Clutch disc, 7-7/8" x 7/8 - 20 spline, 195, 220, 226, 240, 250, 276, 1500, 1600, 1700, 1810, 1900, 2000, 2001, 2010, 2210, 2210B, 2301, 2310 Repl. 194115-21400, 194312-21501, 194361-21400 & 794150-21400;
YMG1800, YMG2000 Repl. 194430-21400

CD-2224 Clutch disc, 8" x 1"-13 spline **F22, FX22, F24, FX24, F195, FX195 F215, FX215, F235, FX235** Repl. 194555-21400; **1802, 2002** Repl. 194520-21400; **2020, 2202, 2220, 2402, 2420** Repl. 194550-21400
F18, FX18, F20, FX20 Repl. 194535-21400

PP-4115 Pressure plate -195, 220, 226, 240, 250, 276, 1500, 1600, 1700, YMG1800, 1802, 1810, 1820, 1900, YMG2000, 2000, 2001, 2002, 2010, 2020, 2202, 2210, 2210B, 2220, 2301, 2310, 2402, 2420, F18, FX18, F20, F22, FX22, F24, FX24, F195, FX195, F215, FX215, F235, FX235 Repl. 794150-21700

Continued on next page

Continued from previous page



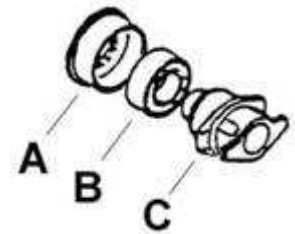
TO-4115 Clutch throw-out (release) bearing **YM1500 Red**, F14, F15, F16, F17, F18, FX18, F20, FX20, F22, F24, FX24, FX26, FX28, FX32, FX42, 180, 186, 187, 195, 220, 226, 240, 250, 276, 336, 1502, 1510, 1600, 1601, 1602, 1610, 1700, 1702, 1720, **YMG1800**, 1802, 1810, 1820, 1900, **YMG2000**, 2000, 2001, 2002, 2010, 2020, 2202, 2210, 2220, 2301, 2310, 2402, 2420, 2610, 2620, 2820, 3110, 3220, 3810, 4220, FF145D, FF155D, F165D, F195, FX195, F215, FX215, F235, F255, F265, FX265, FX285, FX305, FX335, FX435 Repl. 194990-42710

BC-1500 Cup, release bearing w/snap ring **1500 Green**
Repl. 194190-22150 & 194190-22151 (**A**)

6006-2RS Clutch throw-out (release) bearing **1500 Green**
Repl. 24104-060064 (**B**)

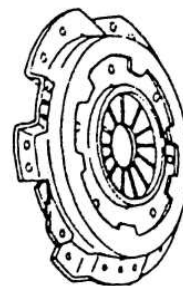
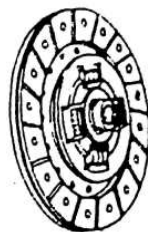
BC-2214 Bearing carrier w/bushing, clutch release **1500 Green**
Repl. 194190-22140 (**C**)

CB-4150 Bushing for BC-2214 carrier 1500 Green Repl. 194150-22160



Continued on next page

Continued from previous page



CD-4276 Clutch disc, 8-1/2" x 1" – 13 spline, 330, 336, 2200, 2420, 2500, 2610, 2620, 2700, 2820, 3000, 3110, 3810 (Repl 194320-21401)
Repl. 194276-21402 (Old # 794081-21400 & 194275-21400)
3220, FX26, FX28, FX32, F255, FX255, F265, FX265
Repl. 194320-21510

PP-4276 Pressure plate – 336, 2610, 2620, 2820, 3110, 3220, 3810, FX26, FX28, FX32, F255, FX255, F265, FX265 Repl. 194320-21700



PP-4081 Pressure plate 330, 2200, 2500, 2700, 3000
Repl. 794081-21700

TO-4276 Clutch throw-out (release) bearing 176, 330 w/single clutch, 2200, 2500, 2700, 3000 Repl. 194990-42720

CD-4335 Clutch disc, 8-7/8 x 1" – 13 spline, 4220, FX42, FX285, FX305, FX335 Repl. 194335-21400
PTO clutch disc 330 Repl. 194274-21410



PP-4335 Pressure plate 4220, FX42, FX285, FX305, FX335
Repl. 194335-21700


TO-4115 Clutch throw-out (release) bearing 4220, FX42, FX285, FX305, FX335 Repl. 194990-42710



Pilot Bushings

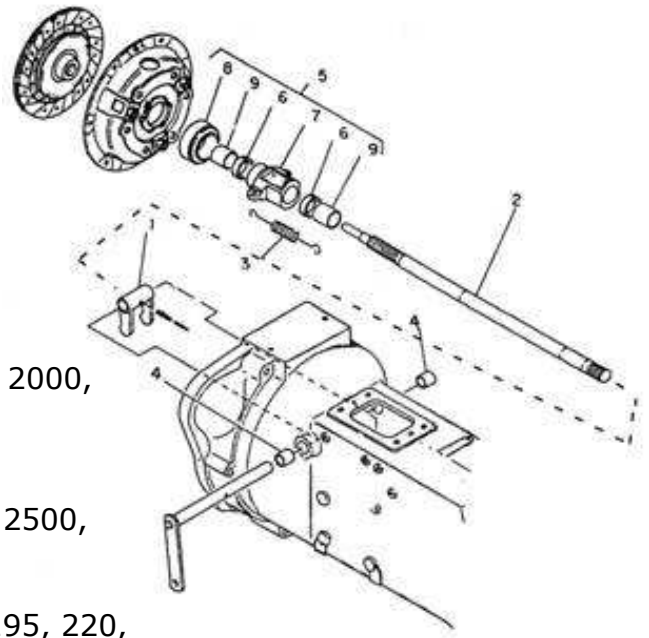
PB-4450 135, 140, 147, 155, 195, 220, 226, 240, 250, 276, 330, 336, 1100, 1300, 1500, 1600, 1700, YMG1800, 1802, 1820, 1900, 2000, YMG2000, 2001, 2002, 2010, 2020, 2202, 2210, 2220, 2301, 2310, 2402, 2420, 2500, 2610, 2620, 2820, 3000, 3110, 3220, 3810, 4220, F18, F20, F22, FX22, F24, FX24, FF145D, FF155D, F195, F215, F235, F255, FX255, F265, FX265
Replaces 124450-21230

PB-4950 142, 146, 180, 186, 187, 1110, 1301, 1401, 1502, 1510, 1601, 1602, 1610, 1702, 1720, F14, F15, F16, F17, FF145D, FF155D, F165 Repl. 124950-21230



Clutch release bearing carrier & parts

- CF-4190** Clutch fork 1500 **Green**
Repl. 194190-22160 (1)
- CF-4130** Clutch fork 2200, 2500, 2610, 2620,
2700, 2820, 3000, 3220, 4220
Repl. 194130-22311 (1)
- CF-4150** Clutch fork 226, 240, 276, 1500 **Red**,
1510, 1600, 1610, 1700, 1820, 1900, 2000,
2010, 2210, 2220, 2310,
2420 Repl. 194150-22311 (1)
- CBS-4130** Clutch brg carrier, incl. bearing 2200, 2500,
2700, 3000 Repl. 794130-22160 (5)
- CBS-4150** Clutch brg carrier, incl. bearing 186, 195, 220,
226, 240, 250, 1500, 1510, 1610, 1700, 2000,
2001, 2310 Repl. 794150-22150 (5)
- CB-4130** Bushing 2500, 2610, 2620, 2820,
3000, 3220, 3810, 4220 Repl. 194130-22160 (9)
- CB-4150** Bushing 165, 186, 220, 226, 250, 1401, 1500, 1502, 1510,
1610, 1700, YMG1800, 2000, YMG2000, 2210, 2310,
FF145D, FF155D Repl. 194150-22160 (9)
- APB-4191** Bushing 135, 155, 1300 Repl. 194200-22170 (9)
- RS-4150** Spring, clutch brg return 1500, 1510, 1600, 1602,
1700, 1900, 2000, 2210 Repl. 194150-22240 (3)
- RS-4320** Spring, clutch brg return 336, 2610, 2620, 2820,
3110, 3220, 3810, 4220 Repl. 194320-22240 (3)
- RS-4145** Spring, clutch brg return 330, 2500, 3000, 4300
Repl 194145-22261 (3)
- RS-4420** Spring, clutch brg return 220, 226, 250, 1601,
1610, 1702, 1720, YMG1800, 1802, 1810, 1820,
YMG2000, 2001, 2002, 2010, 2020, 2202, 2220, 2301,
2310, 2402, 2420 Repl. 194420-22240 (3)



Continued next page

Continued from previous page

FS-4130 Felt seal TO brg carrier F20, FX20, F24, FX24, FX26, FX28, F255, FX255, 186, 226, 1502, 1510, 1610, 1702, 1720, YMG1800, YMG2000, 2220, 2310, 2420, 2500, 2620, 2820, 3000, 3220, 4220 Repl. 194130-22170 **(6)**

TS-4430 Main drive shaft 220, 226, 250, YMG1800, 1810, YMG2000, 2002 Repl. 194430-22110 **(2)**

TS-213 Main drive shaft **1500 Red ONLY**
Repl. 194190-21301 **OAL – 20" (2)**

MDS-4312 Main drive shaft 276, 2001, 2010, 2210, 2301, 2310 Repl. 194312-22110;
Will work on 2020, 2220, 2420 (Repl. 194550-22110)
by replacing clutch disc with our CD-4115 (2)

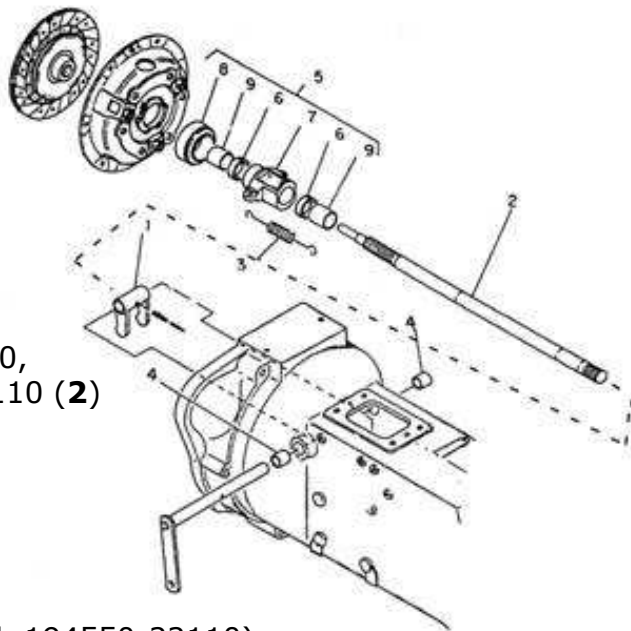
MDS-4420 Main drive shaft 1610 Repl. 194420-22110 **(2)**

MDS-2500 Main drive shaft 2500 Repl. 194134-22110 **(2)**

MDS-3000 Main drive shaft 330 (single clutch), 3000 Repl. 194145-22111 **(2)**

CLB-2228 Clutch lever bushing 195, 226, 240, 1600, 1610, 1700, 1702, 1720, YMG1800, 1820, 1900, 2000, YMG2000, 2001, 2020, 2202, 2200, 2220, 2301, 2310, 2402, 2420, 2500, 2610, 2700, 3000, 3810 Repl. 194130-22280 **(4)**

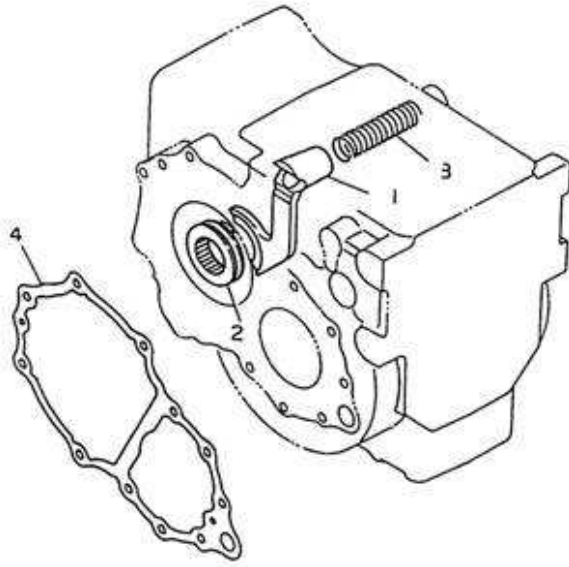
CB-4190 Clutch lever bushing 1500 Repl. 24550-020150 (Old # 194190-21250) **(4)**



Group 5

Rear Axle & Brakes

Differential lock, shifter & spring



SF-4430 Shifter fork 226, YMG1800, 1802, 1810, 1820, YMG2000, 2002 Repl. 194430-33140 **(1)**

DL-4361 Differential lock 226, YMG1800, 1802, 1810, 1820, YMG2000, 2002 Repl. 194361-33100 **(2)**

DLS-4150 Differential lock return spring 226, 1600, YMG1800, 1802, 1810, 1820, 1900, YMG2000, 2002 Repl. 194150-33150 **(3)**

RAHG-4420 Rear axle housing gasket 226, 1601, 1610, YMG1800, 1810, YMG2000 Repl. 194420-32620 **(4)**

Rear Axle Parts

6009-2RS Ball bearing, sealed
Repl. 24101-060094

(A)

6306-2RS Ball bearing, sealed
Repl. 24101-063064

(B)

45x72x12TC Seal, brake shaft 1500
Red or Green Repl. 194190-32370
& 24421-457212 (C)

40x62x8TC Seal, brake shaft 186 Repl. 24421-406208 (C)

AC-4150 Axle collar 1500 Red, 2000 Repl. 194150-34360 (D)

AC-1500 Axle collar 1500 Green Repl. 194190-34170 (D)

55x75x9TC Seal, outer axle 1500 Red, 1700, 2000
Repl. 24421-557509 (old # 194150-34370) (E)

AS-1500 Seal, outer 1500 Green Repl. 194190-32420 (E)

6209-2RS Ball bearing, sealed – Repl. 24102-062090 (F)

AC-1500 Axle collar 1500 Red Repl. 194190-34172 (G)

AS-1500 Axle, inner seal 1500 Repl. 194190-32421 (H)

6304-2RS Ball bearing, sealed – Repl. 24101-063044 (I)

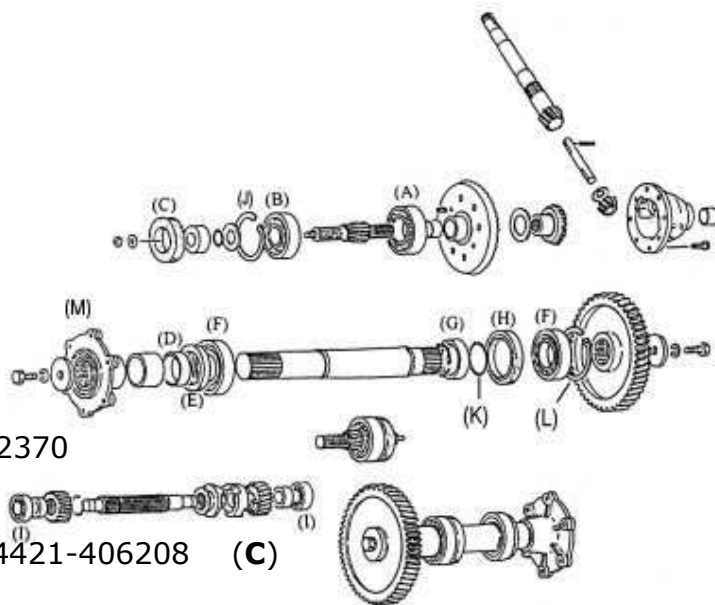
SR-720 Snap ring, brake shaft Repl. 22252-000720 (J)

OR-1500 O-ring, inner axle collar 1500 Repl. 24311-000450 (K)

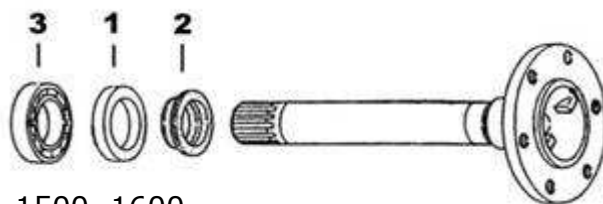
SR-850 Snap ring, inner brg retainer Repl. 22252-000850 (L)

RAH-4150 Rear axle hub 195, 240, 1500, 1700, 2000 Repl. 194150-34510 (M)

Continued on next page



Continued from previous page



AC-4150 Rear axle collar, outer 195, 240, 1500, 1600, 1700, 1900, 2000 Repl. 194150-34360 **(2)**

55x75x9TC Rear axle seal, outer 195, 240, 1110, 1500, 1600, 1700, 1900, 2000 Repl. 24421-557509 (old # 194150-34370) **(1)**

AS-4447 Rear axle seal 226, 1502, 1510, 1602, 1610, 1702, 1720, YMG1800, 1802, 1810, 1820, YMG2000, 2002, F18, FX18, F24, FX24, F220D, F255, FX255 Repl. 194447-14140 **(1)**

AC-4447 Rear axle collar 226, 1502, 1510, 1602, 1610, 1702, 1720, YMG1800, 1802, 1810, 1820, YMG2000, 2002, F18, FX18, F24, FX24, F220D, F255, FX255 Repl. 194447-14180 **(2)**

6009-2RS Rear axle bearing 1510 **(3)**

6209-2RS Rear axle bearing 195, 240, 1702, 1720, 1802, 1810, 1820, 2002 Repl. 24101-062094 **(3)**

62x80x12TC Rear axle seal 276, 2001, 2010, 2020, 2202, 2301, 2310, 2402 Repl. 194312-32660 **(1)**

AC-4312 Rear Axle collar 276, 2001, 2010, 2020, 2202, 2301, 2310, 2402 Repl. 194312-32670 **(2)**

6210-2RS Rear axle bearing 276, 2001, 2010, 2020, 2210, 2301, 2310 Repl. 24101-062104 **(3)**

AS-3417 Rear axle seal collar 2210 Repl. 194310-34170 **(2)**

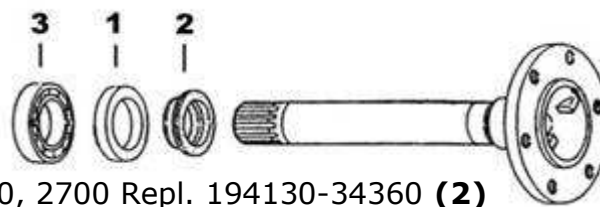
OR-500 O-ring for AS-3417 Repl. 24321-000500

60x82x6VC Rear axle dust seal 2210 Repl. 24430-608206 **(1)**
(Old # 194310-34190)

60x82x9TC Rear axle seal 2210 Repl. 24421-608209
(Old # 128176-02220 & 194310-34180) **(1)**

Continued on next page

Continued from previous page



AC-4130 Rear axle collar 2200, 2500, 2610, 2700 Repl. 194130-34360 **(2)**

58x80x12TC Standard lip seal 2500, **2610** Repl. 194134-32800 **(1)**

AS-2200 Rear axle seal **w/flange**
2200, 2500, 2610, 2700 Repl. 194130-34350 **(1)**

SC-4145 Rear axle seal collar 2500, 2620, 2820, 3000, 3110D,
3220, 3810, 4220, 4300, FX26, FX28, FX32, F37D,
F46D, FX42, FX335, FX435 Repl. 194145-34360 **(2)**

75x100x13TC Rear axle seal 2620, 2820, FX26, FX28, F37D, F46D,
FX285, FX305, FX335, FX435 Repl. 194327-32730 **(1)**

75x100x13TC Rear axle seal 3000, 3110, 3810, 4300 Repl. 24421-750013 **(1)**

75x100x7TC Rear axle dust seal 3000, 3110, 3810, 4300
Repl. 24430-750007 **(1)**

6210-2RSNR Rear axle bearing w/snap ring 2200, 2500, 2610,
2700 Repl. 194130-34210 & 24121-062104 **(3)**

6212-2RS Rear axle bearing 2620, 2820, 4300, FX26, FX28,
F37D, F46D, FX335, FX435 Repl. 24101-062124 **(3)**

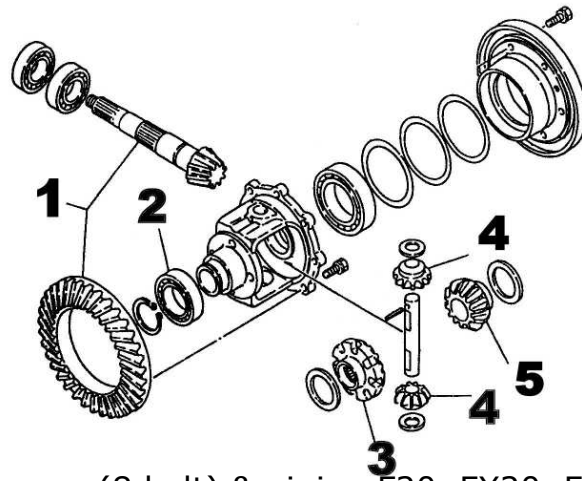
6209-2RS Rear axle bearing 226, 1700, 2000,
YMG1800, YMG2000 Repl. 24102-62094 **(3)**

AC-4447 Axle seal collar, rear 226, 1502, 1610, 1702,
1720, YMG1800, 1802, YMG2000, 2002, 2010 **(2)**
Repl. 194447-14180

AS-4447 Seal, rear axle 226, 1502, 1610, 1702, 1720,
YMG1800, 1802, YMG2000, 2002
Repl. 194447-14140 **(1)**

Continued on next page

Continued from previous page



RGP-4555 Ring gear (8 bolt) & pinion F20, FX20, F22, FX22, F24, (1)
 FX24, F215, FX215, F235, FX235
 Repl. 194555-31300

6008-2RS Ball bearing Repl. 24101-060084 (2)

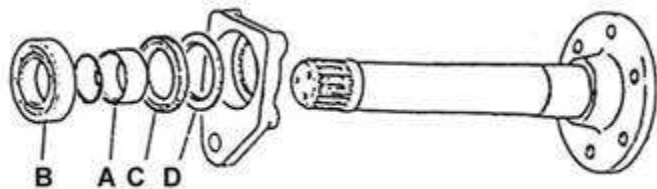
SG-4555 LH pinion gear F20, FX20, F22, FX22, F24, FX24 (3)
 Repl. 194555-31500

SG-3180 Spider gear F20, FX20, F22, FX22, F24, FX24, (4)
 276D, 2020, 2210, 2310 Repl. 194310-31800

SG-3151 RH pinion gear F20, FX20, F22, FX22, F24, FX24 (5)
 Repl. 194555-31510

Continued on next page

Continued from previous page



AS-3417 Rear axle seal collar 2210
Repl. 194310-34170 (**A**)

6210-2RS Rear axle brg 2210 Repl. 24101-062104 (**B**)

60x82x6VC Rear axle dust seal 2210 Repl. 24430-608206 (**C**)

60x82x9TC Rear axle outer seal 2210
Repl. 24421-608209 (old # 194310-34180) (**D**)

Rear Axle Oil Seal Case

RAC-34312 Rear axle oil seal case, YM1500 RED
Replaces 194190-34312



55x75x9TC Rear axle seal, outer 1500, 1600, 1700,
1900, 2000 Repl. 24421-557509 (old # 194150-34370)

RAC-4134 Rear axle oil seal case 2200, 2500, 2700
Repl. 194134-32710 (old # 194130-34310)



RAC-3271 Rear axle oil seal case 330, 336, 3000, 3110, 4300
Repl. 194145-32710

RAC-4640 Rear axle oil seal case FX26, FX28, FX32, FX42,
FX285, FX305 Repl. 194640-32650

60x82x9TC Seal, 2210 outer rear axle Repl. 24421-608209
(Old # 194310-34180)

60x82x6VC Seal, dust, 2210 rear axle Repl. 24430-608206

AS-3417 Rear axle collar 2210 Repl. 194310-34170

OR-500 O-ring 1500, 1702, 1720, 2210 Repl. 24321-000500

6210-2RS Axle bearing 2210 Repl. 24101-062104

Rear Axle Hub

RH-347 Hub, rear axle 135, 155, 165, 1100, 1300, 1301, 1401
Repl. 194200-34711 (Includes hardware items shown & pin)

P-347 Pin for RH-347 axle hub 135, 155, 165, 1100,
1300, 1301, 1401 Repl. 194200-34750

6206-2RS Bearing, brake axle 1300 Repl. 24101-062064 (2)

6207-2RS Bearing, brake axle 1300 Repl. 24101-062074 (3)

35x50x8TC Seal, brake axle 135, 155, 165, 1300, 1401,
Repl. 24421-355008 (old # 194200-33460) (5)

6306-2RS Bearing, inner rear axle 1300 Repl. 24101-063064 (7)

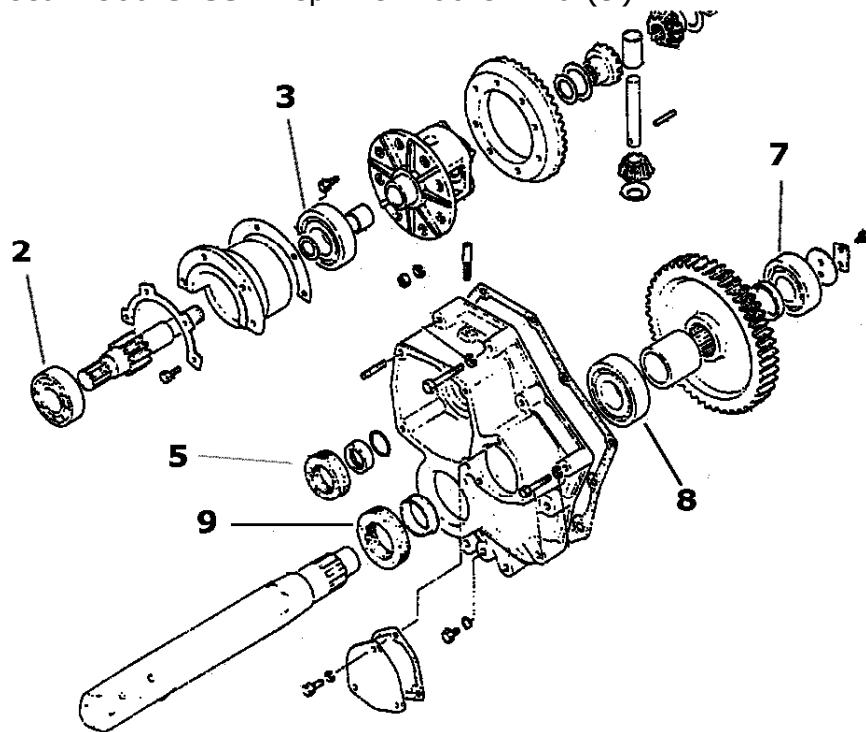

6208-2RS Bearing, **outer** rear axle 1300 **GREEN** Repl. 24101-062084 (8)

NJ-4514 Bearing, **outer** rear axle 135, 155, 165, 1300 **RED**,
1401 Repl. 194200-34200 (8)


50x70x10TC Rear axle seal Early 135 Repl. 194200-34411 (9)

AS-1300 Rear axle seal Late 135, Late 155, 165, 1100, 1300 **Red**, 1301, 1401,
F14, F15 Repl. 194200-34412 (45x70x12) (9)

48x70x12TC Rear axle seal 1300 **Green** Repl. 194200-34410 (9)



Brake Stub Axle and Parts



SA-3341 RH stub axle for 1601, 1610 Repl. 194420-33410

SA-4430 RH stub axle 226, YMG1800, 1810, YMG2000 Repl. 194430-33410

SA-4510 RH stub axle 1702, 1720 Repl. 194510-33410

SA-4520 RH stub axle 1802, 1820, 2002 Repl. 194520-33410

SA-4550 RH stub axle 2020, 2202, 2220, 2402, 2420 Repl. 194550-33410

6306-2RS Bearing, brake axle 195, 226, 240, 1500, 1600, 1601, 1610, 1700, 1702, 1720, YMG1800, 1802, 1820, 1900, 2000, YMG2000, 2002 Repl. 24101-063064 **(7)**

SR-720 Snap ring 1500 Repl. 22252-000720 **(8)**

35x50x8TC Seal, brake axle 135, 155, 165, 1300, 1401 Repl. 24421-355008 (old # 194200-33460) **(9)**

38x58x11TC Seal, brake axle 195, 240, 1600, 1700, 1900, 2000 Repl. 194150-33460 **(9)**

45x72x12TC Seal, brake axle 1500 Repl. 24421-457212 (old # 194190-32370) **(9)**

SC-2545 Seal collar, brake axle 1500 RED or GREEN Repl. 194190-33430 **(3)**

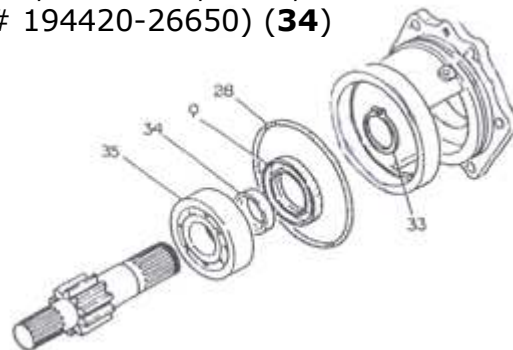
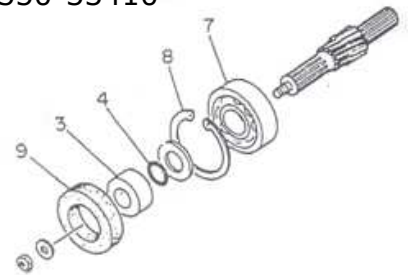
35x55x8TC Seal, brake axle 220, 226, 1601, 1610 Repl. 194420-24340; YMG1800, YMG2000 Repl. 195100-12430 **(9)**

OR-1000 O-ring 226, 1601, 1610 Repl. 24321-001000 **(28)**

SR-29 Snap ring 226, 1601, 1610 Repl. 22242-000290 **(33)**

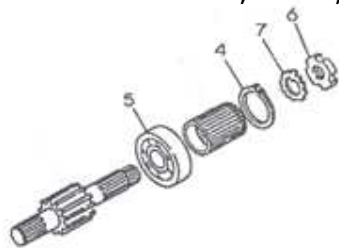
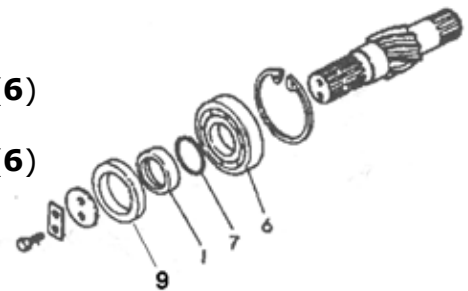
SC-4420 Seal collar, brake axle 226, 1601, 1610, YMG1800, 1810, YMG2000 Repl. 194420-39370 (Old # 194420-26650) **(34)**

Continued on next page



Continued from previous page

- SC-4150** Seal collar, brake axle 1700, 1900, 2000 **(1)**
Repl. 194150-33450
- SC-4310** Seal collar, brake axle 2210 Repl. 194310-33440 **(1)**
- SC-4130** Seal collar, brake axle 2200, 2500, 2700 Repl. 194130-33450 **(1)**
- AC-3344** Seal collar, brake axle 276, 2001, 2010, 2301,
2310 Repl. 194312-33440 **(1)**
- SC-3343** Seal collar, brake axle 2610, 3000, 3110, 3810 Repl. 194145-33430 **(1)**
- 6208-2RS** Bearing 2001, 2010, 2210, 2220, 2301, 2310, 2420
Repl. 24101-062084 **(6)**
- 6307-2RS** Bearing, brake axle 2500 Repl. 24104-063074 **(6)**
- 6308-2RS** Bearing, brake axle 3000 Repl. 24104-063084 **(6)**
- OR-350** O-ring 2210 Repl. 24321-000350 **(7)**
- 50x70x10TC** Seal 2210 Repl. 194310-33450 **(9)**
- 42x80x9TC** Seal, brake axle 2200, 2500, 2700 Repl. 194130-33461 **(9)**
- 45x68x9TC** Seal, brake axle 276, 2001, 2010, 2301, 2310 Repl. 194080-09350 **(9)**
- 55x78x12TC** Seal, brake axle 2610, 3000, 3110, 3810 Repl. 194145-32660 **(9)**



- SR-242** Snap ring 2620, 2820, 3220, 4220 Repl. 22242-000550 **(4)**
- 6308-2RS** Bearing, brake axle 2620, 2820, 3220, 4220 Repl. 24101-063084 **(5)**
- LN-35** Lock nut 2620, 2820, 3220, 4220 Repl. 24211-035002 **(6)**
- LW-35** Lock washer 2620, 2820, 3220, 4220 Repl. 24231-035000 **(7)**

Brake Drum etc.

BC-3671 Brake camshaft, LH 220, 226, 250, 276, 1601, 1610, YMG1800, 1810, YMG2000, 2010, 2310
Repl. 194312-36710 (6)

BC-3672 Brake camshaft, RH 220, 226, 250, 276, 1601, 1610, YMG1800, 1810, YMG2000, 2010, 2310
Repl. 194312-3672 (5)

BD-3657 Brake drum 220, 226, 250, 1601, 1610
Repl. 194420-36570

BDC-3630 Brake drum cover 220, 226, 250, 1601, 1610
Repl. 194420-36300

SR-850 Snap ring F20, FX20, F22, FX22, F24, FX24
Repl. 22252-000850 (1)

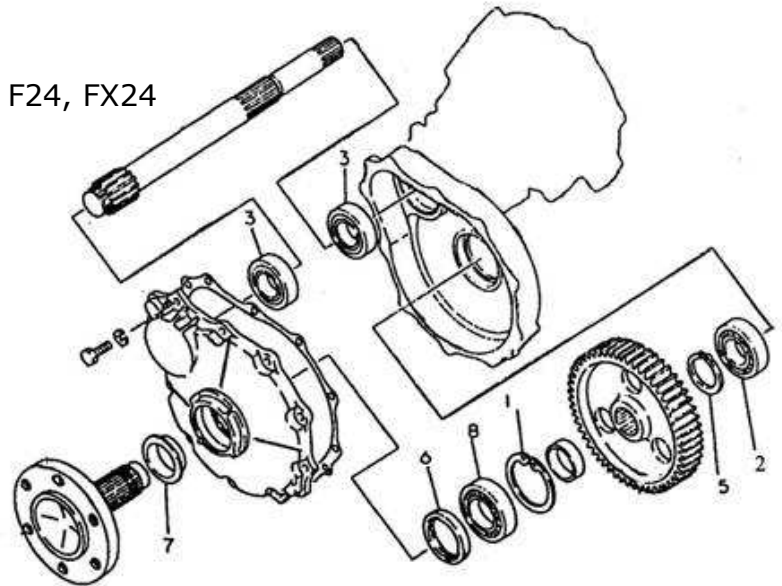
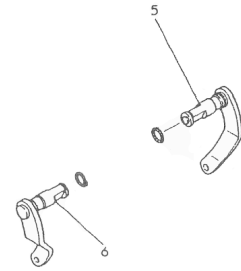
6208-2RS Bearing F17, F20, FX20, F22, FX22, F24, FX24, F255, FX255
Repl. 24101-62084 (2)

6207-2RS Bearing F20, FX20
F22, FX22, F24, FX24
Repl. 24101-062070 (3)

AS-4447 Axle seal F17, F20, FX20
F22, FX22, F24, FX24, F255, FX255
Repl. 194447-14140 (6)

AC-4447 Axle collar F17, F18, F20, FX20, F22, FX22, F24, FX24, F255, FX255
Repl. 194447-14180 (7)

6209-2RS Bearing F17, F20, FX20, F22, FX22, F24, FX24, F255, FX255
Repl. 24101-062094 (8)



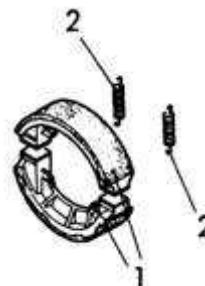
Brake Shoes & Springs

BS-4150 Brake shoe **38mm** wide 195, 240, 1500, 1600, 1700 **Red**,
1900, 2000 **Red** Repl. 194150-36520 (Old # 194150-36511)

BS-4312 Brake shoe 276, 2001, 2010, 2301, 2310 Repl. 194312-36511

BS-4430 Brake shoe 1810, YMG1800, YMG2000
Repl. 194430-36511

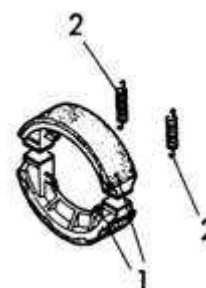
BRS-4150 Brake **return spring** 195, 220, 226, 240, 250, 276,
1500, 1502, 1600, 1601, 1610, 1700, YMG1800,
1810, 1900, 2000, YMG2000, 2001, 2010, 2301, 2310
Repl. 194150-36550 (2)



BS-4130 Brake shoe 2200, 2500, 2700 Repl. 194130-36510

BRS-4130 Brake **return spring** 2200, 2500, 2700 Repl. 194130-36550 (2)

BS-4420 Brake shoe 220, 226, 250, 1601, 1610
Repl. 198230-36510 (old # 194420-36510)



BS-4310 Brake shoe 2210 Repl. 194310-36510

BRS-4310 Brake **return spring** 2210 Repl. 194310-36550 (2)

BS-4201 Brake shoe 135, 155, 165, 169, 1100, 1300 Repl. 194200-36512

BS-1401 Brake shoe 1301, 1401 Repl. 194201-36511 & 794201-36510

BRS-4200 Brake **return spring** 155, 165, 169, 180, 186, 1100, 1110,
1300, 1401, 1510 Repl. 194200-36551 (2)

BS-4145 Brake shoe 330, 3000 Repl. 194145-36510

BRS-4145 Brake **return spring** 330, 336, 2610, 3000,
3110, 3810, 4300, 4500 Repl. 194145-36551 (2)

BS-4320 Brake shoe 336, 2610, 3110, 3810
Repl. 194320-36511 (old # 194320-36510)

BS-4440 Brake shoe 180, 186, 187, 1110, 1510
Repl. 198223-36510 (old #194440-36530 & 194300-36500)

Brake Cover Gaskets

BCG-3643 Brake cover gasket 135, 155, 165, 169, 1100, 1300,

LMT C 513-877-3000 LMT C@tds.net (e-mail) <http://www.LMTCompany.com> or www.OhioTractors.com 136

F14, F15 Repl. 194200-36430 / 194200-36420 (6)

BCG-4201 Brake cover gasket 1301, 1401 Repl. 194201-36420 (6)

BCG-4150 Brake cover gasket 195, 240, 1500, 1600, 1700,
1900, 2000 Repl. 194150-36331 & 194150-36630 (6)

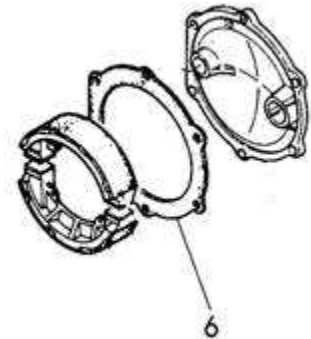
BCG-2210 Brake cover gasket 2210 Repl. 194310-36330 (6)

BCG-4300 Brake cover gasket 186, 1510
Repl. 194300-3630 & 194300-36850 (6)

BCG-4320 Brake cover gasket 330, 336, 2610, 3000, 3110,
3810, 4300 Repl. 194320-39380 & 194145-36630 (6)

BCG-4420 Brake cover gasket 220, 226, 250, 1601, 1610, YMG1800,
1810, YMG2000 Repl. 194420-36330 & 194420-36320 (6)

BCG-4312 Brake cover gasket 276, 2001, 2010, 2301, 2310
Repl. 194312-36330 & 194312-36320 (6)

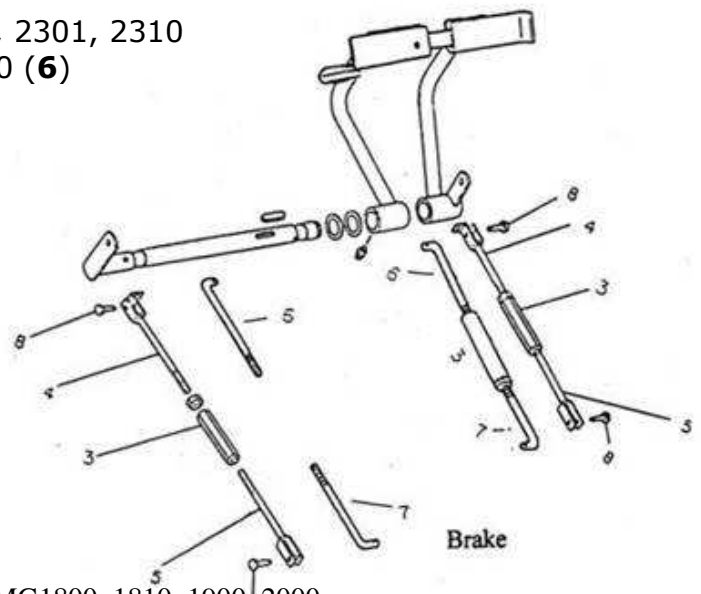


Brake Rods and Springs

BPS-4145 Brake pedal return spring 330,
2210, 2500, 3000
Repl. 194145-37511

BR-4145 Brake rod end – RH thread
330, 3000
Repl. 194145-37771
(OAL approx. 13") (4)

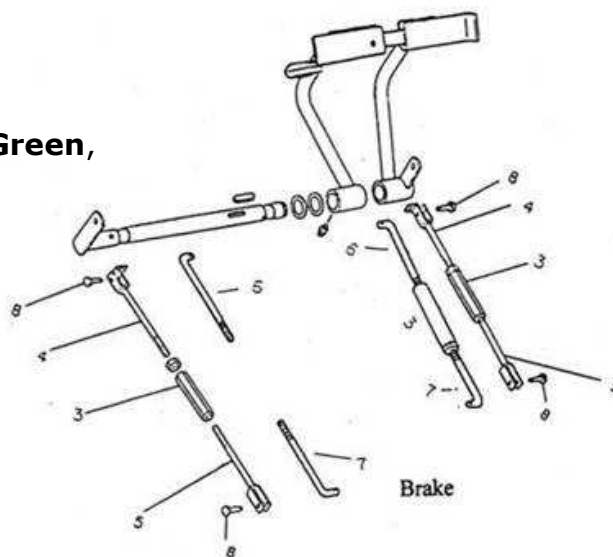
BR-103 Brake turnbuckle – 140, 147, 220,
195, 226, 240, 250, 276, 330,
1500, 1510, 1600, 1601, 1602, 1610, 1700, YMG1800, 1810, 1900, 2000,
YMG2000, 2010, 2200, 2210, 2220, 2240, 2310, 2500, 3000, 3220, 3810,
4220, 4300, 4500, F20, F24, F215, F255
Repl. 194151-37730 (10mm X 90mm OAL) (3)



Continued on next page

Continued from previous page

- BR-102** Brake rod end – RH thread – 140, 147, 195, 240, 1510, 1700, 2000, 2210, 2500, F18; RH side F20, F24 Repl. 194151-37771; F215, FX215, F255, FX255 Repl 194134-37771 **(OAL 11-1/2") (4)**
- BR-475** Brake rod end – RH thread – 1500 Repl. 194190-37771 (OAL approx. 9-1/4")] **(4)**
- BR-4320** Brake rod end – RH thread 336, 2610, 3110, 3810, 4300 Repl. 194320-37770-X (OAL approx. 8") **(4)**
- BR-4420** Brake rod end – RH thread 220, 226, 250, 276, 1601, 1610, 1810, 2010, 2301, 2310 Repl. 194420-37770 (OAL approx. 10") **(4)**
- BR-3775** Brake rod end – RH thread 2200, 2620, 2700, 2820, 3220, 4220 Repl. 194130-37750 (OAL approx. 4-1/8") **(4)**
- BR-100** Brake rod end – LH thread – 140, 146, 147, 195, 220, 226, 240, 250, 330, 1500, 1510, 1601, 1610, 1700, YMG1800, 1810, YMG2000, 2000, 2200, 2500, 2610, 2620, 2700, 2820, 3000, 3110, 3220, 3810, 4220, 4300, 4500; RH side for F20, F24, F215, FX215, F255, FX255 Repl. 194130-37740 (OAL approx. 4-3/8") **(5)**
- BR-101** Brake rod end – LH thread 276, 2010, 2210, 2310, 2620, 2820, F18, FX18 Repl. 194310-37741 (OAL approx. 8") **(5)**
- BR-3776** Brake rod end – LH thread 1600, 1700 **Green**, 1900, 2000 **Green**. Repl. 194150-37760 (OAL approx. 5-1/2") **(6)**
- BR-3777** **Brake rod** end – RH thread 1600, 1700 **Green**, 1900, 2000 **Green**. Repl. 194150-37770 (OAL approx. 9-1/2") **(7)**
- CP-118** Brake rod clevis pin w/hair pin clip Repl. 194080-37781 **(8)**



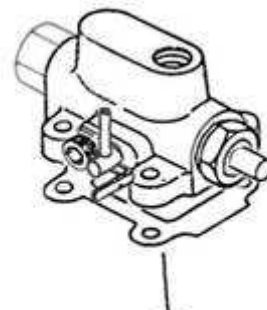
Hydraulic valve and Rock shaft parts

HV-451 Hydraulic valve 195, 240, 1500, 1601, 1610, 1700, 2000, 2500, 2610, 3000, some 3110, 3810
Repl. 794361-45100-X (old # 794151-45101)

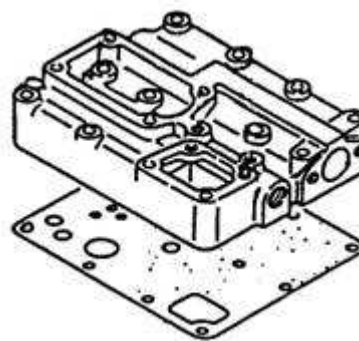
HVG-4151 Gasket for HV-451 valve Repl. 194151-45841

OR-110 O-ring, hyd. valve base Repl. 24315-000120

10x20x7TC Seal for hyd. valve Repl. 194151-45810

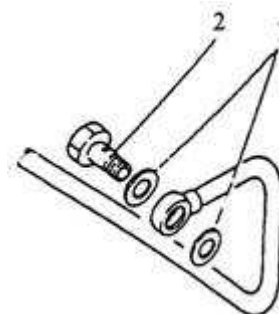


TCG-4310 Regulator (power shift cover) **gasket**
330, 336, 2210,
2610, 2620, 2820, 3110, 3220,
3810, 4220 Repl. 194310-24510



PSG-2451 Regulator (power shift cover) **gasket**
1510, 1610, 1702, 1720, 1810, 1820, 2010,
2020, 2310 Repl. 194300-24511

HLP-18 Hyd. line packing 1500, 1510, 1602, 1610, 1700, 1702, 1720, YMG1800, 1810, 1820, 2000, YMG2000, 2010, 2020, 2200, 2202, 2210, 2310, 2402, 2500, 2610, 2620, 2700, 2820, 3000, 3220, 4220, F18D, FX18D, F20, FX20 Repl. 23414-180023 (1)



JB-1000 Joint bolt, hyd. line 1820, 2202, 2402, 2620, 2820 Repl. 23857-100000 (2)

JB-1500 Joint bolt, hyd. line FX26, FX28, FX32, FX42, F46D, 2620, 2820, 4300 Repl. 23857-150000 (2)

PG-3414 Hyd. line gasket 2020, 4300, FX26, FX28, FX32, FX42, F255, FX255 (Used with JB-1500)
Repl. 23414-200026 (1)

Hydraulic screen

HS-4145 Hyd. screen 330, 2500, 3000 Repl. 194145-48401

OR-600 O-ring, hyd. screen cover plate
330, 2500, 3000 Repl. 24321-000600



HS-4190 Hyd. screen 1500 Repl. 194190-42310

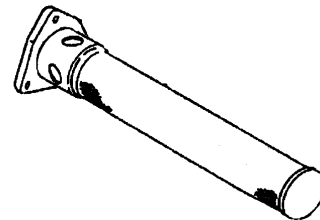
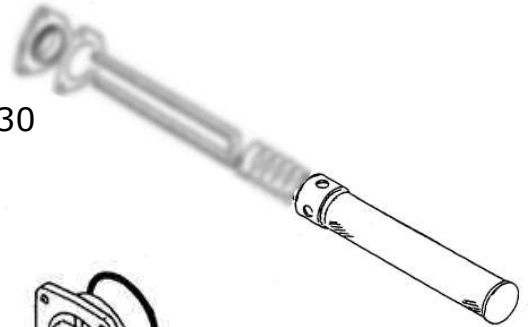
HS-4430 Hyd. screen F16, 180, 187, 220, 226, 250, 1502,
1602, 1702, 1720, YMG1800, 1802, 1810,
1820, YMG2000, 2002 Repl. 194430-24930

HS-4515 Hyd. screen F17, F18, FX18 Repl. 194515-24930

HS-4150 Hyd. screen 240(old style), 1600, 1700, 1900,
2000 Repl. 794150-42300

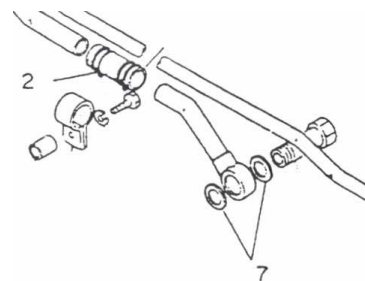
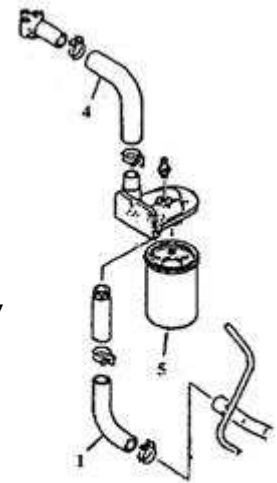
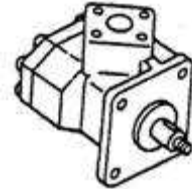
IP-4300 Strainer cover w/O-ring 186, 1510
Repl. 194300-24750

IP-4555 Strainer cover w/O-ring F20, F22, F24,
F215, F235, F255, F265
Repl. 194555-24220



Hydraulic Pump, Line, and Filter

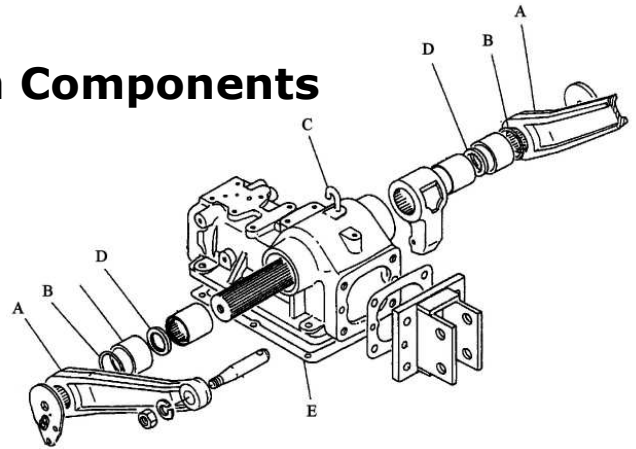
- HP-100** Hydraulic pump 135, 155D, 165D, 1300 Repl. 124064-26021
- HP-5A** Hydraulic pump (Repl. GP1-C-5A) 1500, 1600, 1700, 1900, 2000 Repl. 194150-41110
- HP-5C** Hydraulic pump (Repl. GP1-C-5C) 140, 147, 1601, 1610, F16 Repl. 194420-41110
- HP-7C** Hydraulic pump (Repl. GP1-C-7C) 180, 186, YMG1800, 1802, 1810, YMG2000, 2001, 2002, 2010, 2301, 2310 Repl. 194130-41120; 2200 Repl. 194100-41110
- HP-9A** Hydraulic pump (Repl. GP1-C-9A) 195, 240, 2210, 330, 2500, 2610, 3000, F22 Repl. 194145-41120
- HP-9AX** Hydraulic pump, splined shaft (Repl. GP1-C9AX) F20, F24, F255 Repl. 194555-41120
- HP-9C** Hydraulic pump (Repl. GP1-C-9C) 2220, 2420 Repl. 194361-41120 (old # 194432-41120)
- HF-1120** Hydraulic filter, spin-on – for '02 & '20 series, F14, F15, F20, F22, F24, F215 Repl. 194250-48310 **(5)**
- HH-4170** Hose, hyd. return 1802, 1820, 2002, 2020, 2202, 2220, 2402, 2420 Repl. 194170-48250 **(1)**
- HRH-4550** Hose, hyd. 1802, 1820, 2002, 2020, 2202, 2220, 2402, 2420 Repl. 194550-48310 **(4)**
- HH-4150** Hose, hyd. 195, 240, 1100, 1500, 1700, 2000, 2210, 2500, 3000 Repl. 194150-48230 **(2)**



Hydraulic Lift Arm Components

LA-4300 Lift arm w/pin, L or R 1510 (HD)
Repl. 194300-44421 / 194300-44410
186 Repl. 194195-44411 (A)

OR-450 Outer o-ring, rock shaft 187, 1510
F14, F15 Repl. 24321-000450 (**B**)



AB-42280 Breather (vent) tube 195, 220, 240, 250,
1700, 2000, 2500, 3000 Repl. 194150-42280
(will not fit 2200 & 2700) (**C**)

OR-500 Rock shaft o-ring 195, 220, 226, 240, 250, 1500, 1600, 1601,
1610, 1700, 1702, 1720, YMG1800, 1802, 1810, 1900, 2000,
YMG2000, 2001, 2002, 2010, 2210, 2210B, 2301, 2310,
F17, FX17, F18, FX18 Repl. 24321-000500 (**B**)

OR-600 Rock shaft o-ring 2500, 2610, 2620, 2820, 3000, 3110,
3810, 4300 Repl. 24321-000600 (old # 24325-000600) (**B**)

OR-650 Rock shaft o-ring FX26, FX28, F37D, F46D, FX285, FX305,
FX335, FX435 Repl. 24321-000651 (**B**)

SS-4150 Splined rock shaft seal 195, 220, 226, 240, 250, 1500, 1600,
1601, 1610, 1700, 1702, 1720, YMG1800, 1802, 1810,
1900, 2000, YMG2000, 2001, 2002, 2010, 2210, 2210B, 2301, 2310,
F17, FX17, F18, FX18 Repl. 194150-44261 (**D**)

SS-4130 Splined rock shaft seal 330, 2500, 2610, 2620,
2820, 3000, 3110, 3810, 4300 Repl. 194130-44241
2200 w/bolt on end of rockshaft (D)

SS-4170 Splined rock shaft seal 276, 2020, 2202, 2220, 2402, 2420,
F20, F22, F24, F215, F235, F265 Repl. 194170-44260 (**D**)

OR-4170 Rock shaft o-ring (same application as SS-4170)
Repl. 24321-000550 (**B**)

SS-4640 Splined rock shaft seal FX26, FX28, FX32, FX42, FX285
FX335, FX435 Repl. 194640-44260 (**D**)

Continued on next page

Exploded view diagram of the pump assembly. The diagram shows the following components and their assembly sequence:


- 1**: A long shaft or pin.
- 2**: A small O-ring or seal.
- 3**: A hook or latch mechanism.
- 4**: The main pump housing or base.
- 5**: A small O-ring or seal.
- 6**: A larger O-ring or seal.

The diagram illustrates the assembly of the pump housing (4) with the shaft (1) and seals (2, 5, 6). The hook (3) is shown attached to the side of the housing.

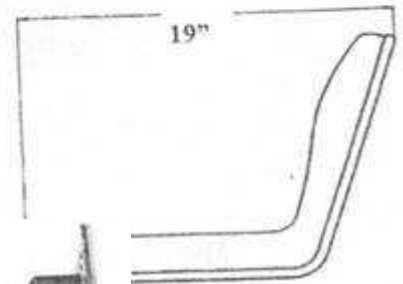
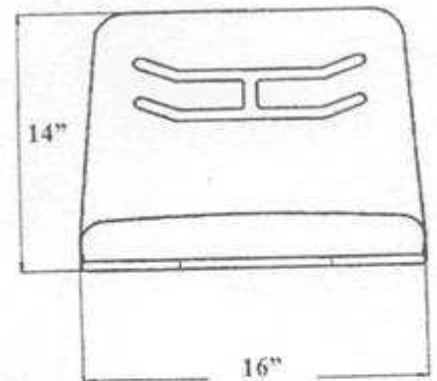
-
- Exploded view diagram of the pump assembly. The components are labeled as follows:
- 1: O-ring
 - 2: O-ring
 - 3: Hook
 - 4: Base
 - 5: Bolt
 - 6: O-ring

Group 6

Body & Seats



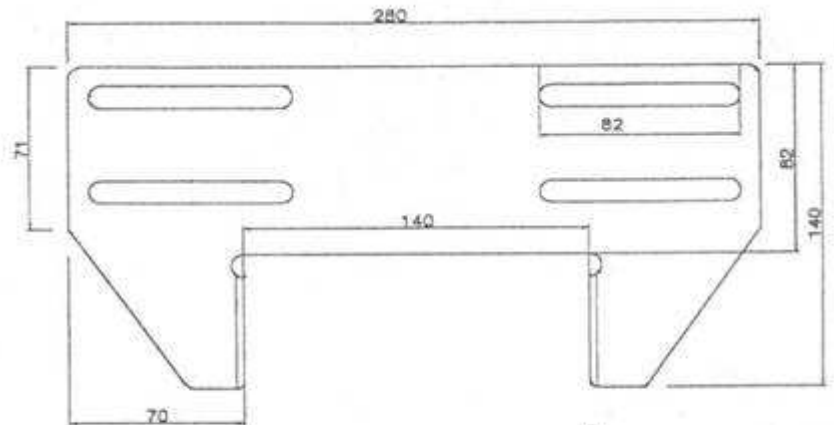
SA-1654B This universal seat comes
With an adjustable bracket set
That allows the unit to fit most
Any tractor with a flip type seat



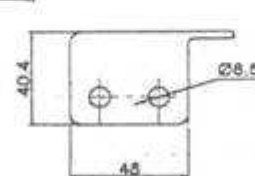
SB-054 Adjustable mounting bracket set
For most flip type seats



SB-2000 Seat bracket (one piece)
Fits most YM models
that use SR-632 seat pin
(162.5mm long)

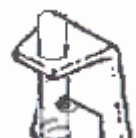
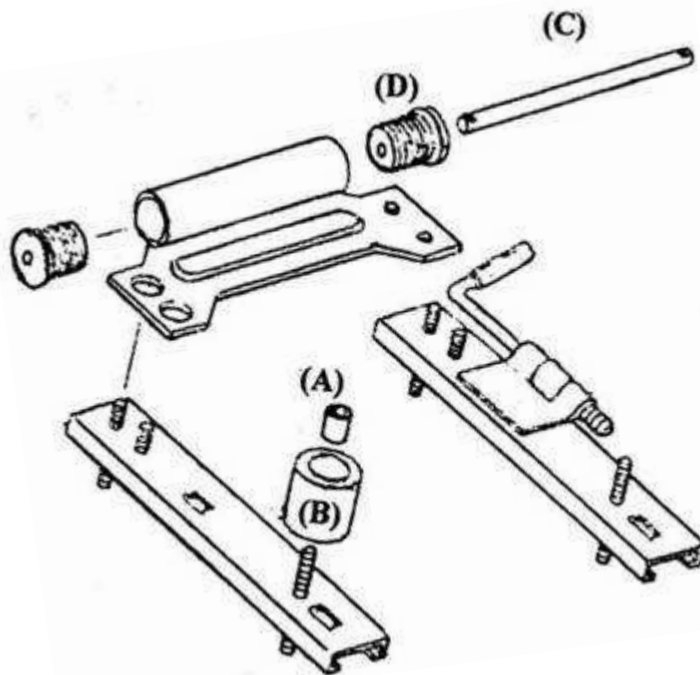


SB-1654C High back universal seat
with one piece bracket F18, F20



Seat hardware

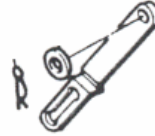
- RC-6314** Rubber seat riser 1300 & others – 2-1/8" tall
Complete with bolt, flat washer and lock nut
Repl. 194200-63140
- SB-100** Seat bushing 3/8" ID x 5/8" long 1110,
1401, 1510, 2210, 2310, 2500, 3000, F17, F18
Repl. 194151-63250 **(A)**
- RC-151** Rubber cushion, seat – approx. 1-1/2" tall 1110,
1401, 1510, 2210, 2310, 2500, 3000 Repl. 194151-63240 **(B)**
- SR-632** Seat rod (hinge pin) – 162.5mm long 1110, 1401, 1510,
YMG1800, YMG2000, 2210, 2220, 2310, 2420, 2620,
2820, F17 Repl. 194151-63222 (w/ washers & cotter pins) **(C)**
- SR-205** Seat rod (hinge pin) – 205mm long
336, 1600, 1900, 2200, 2500, 2700, 3000
Repl. 194140-63221 (w/ washers & cotter pins) **(C)**
- RD-6327** Rubber damper for seat rod 336, 1401, 1510, 1600, YMG1800, 1900,
YMG2000, 2210, 2220, 2310, 2420, 2500, 2620, 2700, 2820 3000,
F17, FX17, F18, FX18 Repl. 194197-63270 (old # 194140-63270) **(D)**



Hood Hardware

HL-4420 Hood latch assembly 1601, 1610, 2000B, 2210B Repl. 194420-61800

HS-6133 Hood strap 330, 336, 2500, 2610, 3000, 3110, 3810 Repl. 194145-61330



Hood Latch Components (for left or right side)

LL-61820 Lever latch (outside hood) F20, F22, 1610, 1702, 1720, YMG1800, 1802, 1810, YMG2000, 2001, 2002, 2020, 2202, 2301, 2310, 2402
Repl. 194555-61820 (Old # 194312-61820)

CM-61810 Cam lock – Same application as above
Repl. 194312-61810

WW-6184 Wavy washer – same application
As above Repl. 194312-61840

M8NUT 8mm nut fits LL-61820

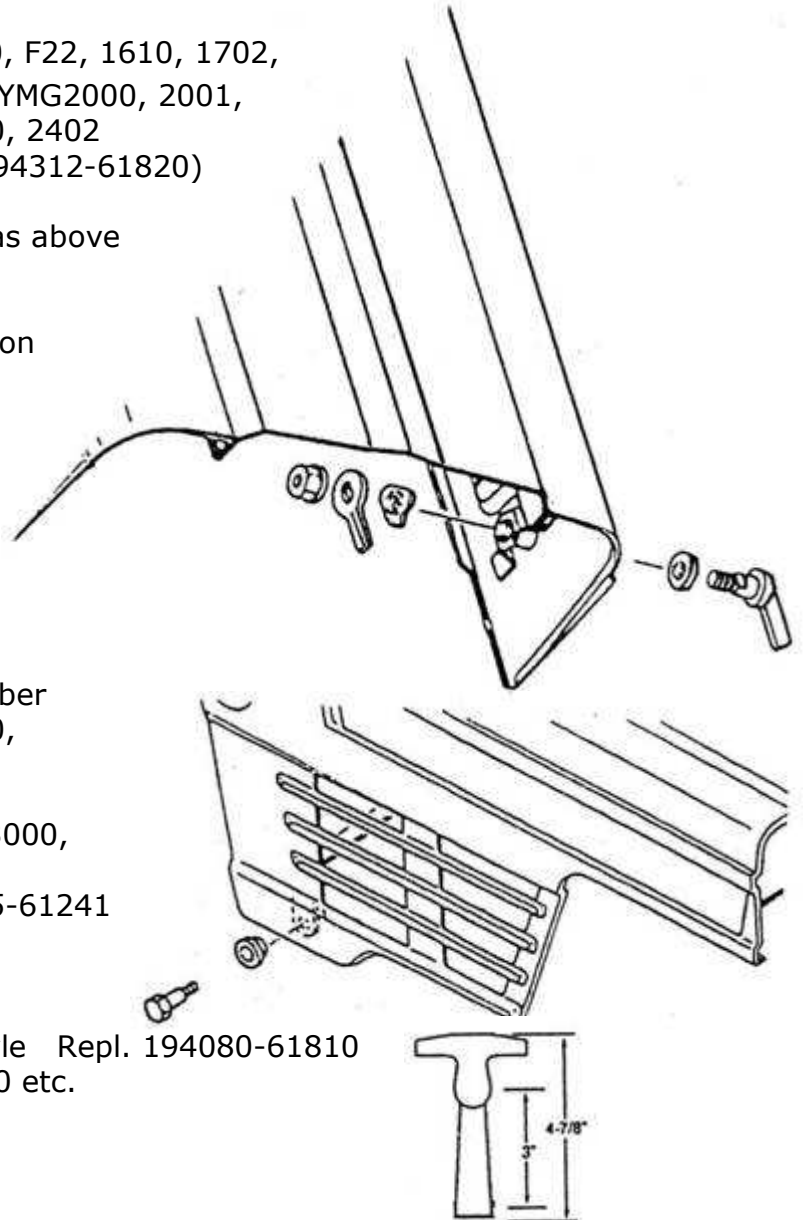
M8LW 8mm lock washer

M8X24FW 8mm flat washer

HB-4155 Hood hinge bolt bushing – rubber
2310, 2500, 3000, 3110, 3220, 4220, Repl. 194155-61251

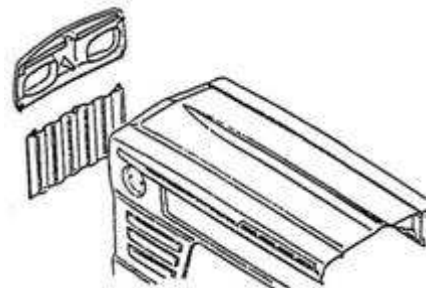
HB-100 Hood hinge bolt 2310, 2500, 3000, 3110, 3220, 4220
Repl. 194155-61240 & 194155-61241

HL-194 Rubber hood latch – OEM style Repl. 194080-61810
1500, 1600, 1700, 1900, 2000 etc.



Headlight and Lower Grilles

HG-2310 Head light grille 2001, 2010, 2301, 2310
Replaces 194312-61250; **will fit 2020, 2202, 2220, 2402, 2420 when used with our HL-4312 head light**



HG-4145 Head light grille 330, 336, 2500, 2610, 3000
3110, 3810 Repl. 194145-61252-Q

HG-4327 Head light grille 2620, 2820, 3220, 4220
Repl. 194327-61250

HG-4420 Head light grille 220, 250, 1301, 1502, 1601, 1610,
YMG1800, 1810, YMG2000 Repl. 194420-61250-Q

HG-4520 Head light grille 1602, 1702, 1720, 1802, 1820,
2002 Repl. 194520-61250




HG-4130 Head light grille 1700, 2000, 2210, 2200, 2700
Repl. 194130-61162 (**METAL**) Will replace plastic
head light grille on 1700B, 2000B and 2210B

FG-4446 Front lower grille 140, 147, 220, 250, 1301, 1601, 1610, YMG1800,
1810, YMG2000 Repl. 194446-61310-Q (Old # 194422-61371)

FG-4312 Front lower grille 2001, 2010, 2301, 2310 Repl. 194312-61370

HG-4440 One-piece grille & head light cowl 1401, 1510
Repl. 194440-61250

FG-4080 Grille, lower front 195, 240, 1700, 2000
Repl. 194080-61211



Hood Decal Set for Yanmar® Tractors

Black letters and numbers on ivory background

Hood decals list model only....they do not contain the word "Yanmar"

2-wheel drive

DS-1300 Hood decal set for YM1300

DS-1401 Hood decal set for YM1401

DS-1500 Hood decal set for YM1500

DS-1510 Hood decal set for YM1510

DS-1601 Hood decal set for YM1601

DS-1610 Hood decal set for YM1610

DS-1700 Hood decal set for YM1700

DS-1702 Hood decal set for YM1702

DS-1720 Hood decal set for YM1720

DS-1802 Hood decal set for YM1802

DS-1810 Hood decal set for YM1810

DS-1820 Hood decal set for YM1820

DS-2000 Hood decal set for YM2000

DS-2000B Hood decal set for YM2000B

DS-2001 Hood decal set for YM2001

DS-2002 Hood decal set for YM2002

DS-2010 Hood decal set for YM2010

Continued on next page

4-wheel drive

DS-1300D

DS-1401D

DS-1500D

DS-1510D

DS-1601D

DS-1610D

DS-1700D

DS-2000D

DS-2010D

Continued from previous page

2-wheel drive

DS-2020 Hood decal set for YM 2020

DS-2202 Hood decal set for YM2202

DS-2210 Hood decal set for YM2210

DS-2210B Hood decal set for YM2210B

DS-2220 Hood decal set for YM2220

DS-2301 Hood decal set for YM2301

DS-2310 Hood decal set for YM2310

DS-2402 Hood decal set for YM2402

DS-2420 Hood decal set for YM2402

DS-2500 Hood decal set for YM2500

DS-2610 Hood decal set for YM2610

DS-2620 Hood decal set for YM2620

DS-2820 Hood decal set for YM2820

DS-3000 Hood decal set for YM3000

DS-3110 Hood decal set for YM3110

DS-3220 Hood decal set for YM3220

DS-3810 Hood decal set for YM3810

DS-4220D Hood decal set for YM4220D

DS-YMG1800 Hood decal set for YMG1800

DS-YMG2000 Hood decal set for YMG2000

4-wheel drive

DS-2210D

DS-2301D

DS-2310D

DS-2610D

DS-3110D

DS-3220D

Fender Bolts and Bushings

FB-100 Fender bushing 5/8"ID x 2" long 2620,
2820, 3000 Repl. 194145-62251

FB-101 Fender bolt – 118mm long – HT 2620,
2820, 3000 Repl. 194145-62270

FB-102 Fender bolt – 74mm long – HT
2500 Repl. 194134-62270

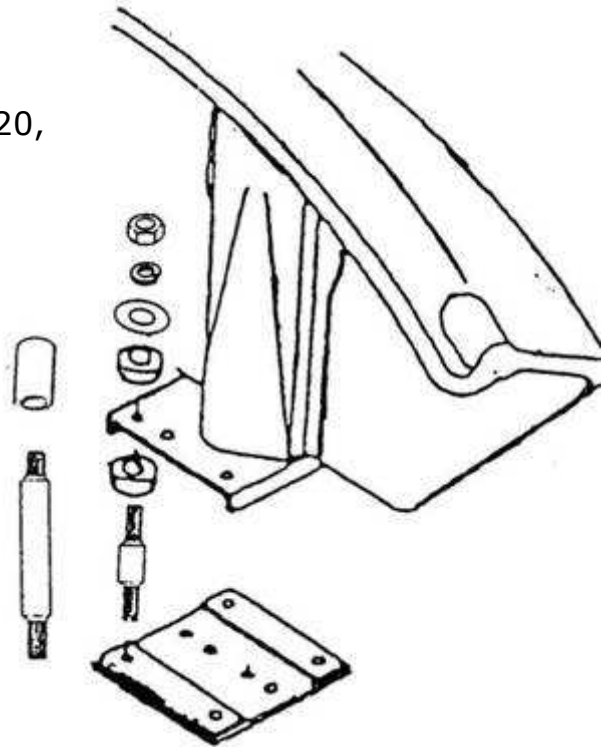
RC-4145 Fender cushion, rubber
1702, 1720, 2500, 2620,
2820, 3000 Repl. 194145-62260

M12NUT Nut, hex, plated, 12mm

M12FW Washer, flat, plated, 36.50mm OD

M12LW Washer, lock, plated

FB-622 Fender U-bolt 1600, 1900
Repl. 194150-62210



Dash Board Panel

DBP-4145 Dash board panel 330, 336, 2500, 2610, 3000, 3110, 3810 Repl. 194145-61610

DP-4312 Dash board panel 2001, 2010, 2020, 2202, 2220, 2402, 2420, 2301, 2310 Repl. 194312-61610

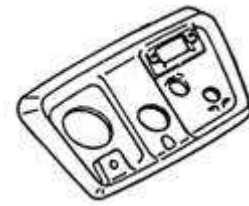
DBP-4420 Dash board panel 1601, 1610, 1700B, 1702, 1720, 1810, 1820, 2000B, 2002, 2210B Repl. 194420-61611

DBP-4327 Dash board panel 2620, 2820, 3220, 4220 Repl. 194327-56090

GA-2310 Temp / fuel gauge 1700B, 1702, 1720, YMG1800, 1810, 1820, 2000B, YMG2000, 2010, 2020, 2202, 2210B, 2220, 2301, 2310, 2402, 2420 Repl. 194420-56401
(straight or flat bracket)

GA-4420 Temp / fuel gauge 1601, 1610, 1802, 2002 Repl. 194420-56431 **(angle bracket)**

GA-2000 Temp / fuel gauge **with two mtg studs** 1601, 1610



Transmission Drive Indicator

TDI-4145 Trans drive indicator 1720, 1820, 2620, 2820, 3220, 4220 Repl. 194520-56020 (approx. 3" tall)

TDI-4550 Trans drive indicator 2020, 2220, 2420 Repl. 194550-56020 (approx. 3-1/2" tall)



Side Screens

SP-121 Side screen, RH 1601, 1610, 1702, 1720
Repl. 194420-05121

SP-111 Side screen, LH 1601, 1610, 1702, 1720
Repl. 194420-05111

SP-2000 Side screen, RH 1700, 2000, 2210
Repl. 194155-05122

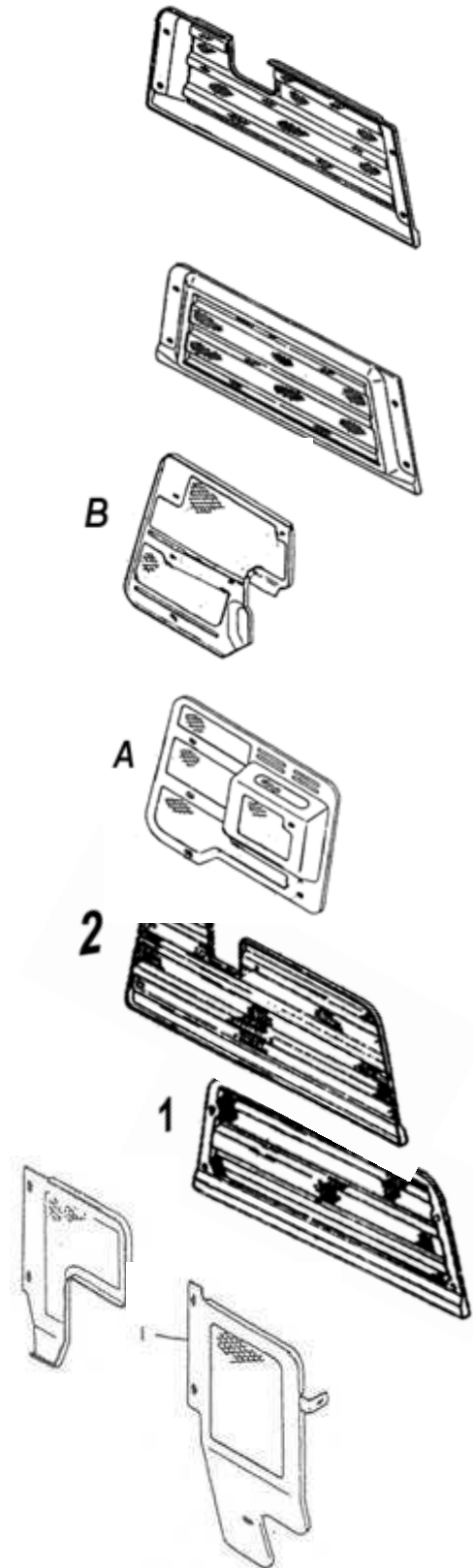
SP-4155 Side screen, LH 1700, 2000, 2210
Repl. 194155-05112

SP-5120 Side screen, RH 2001, 2010, 2020, 2202, 2220, 2301, 2310, 2402, 2420
Repl. 194312-05120 (**2**)

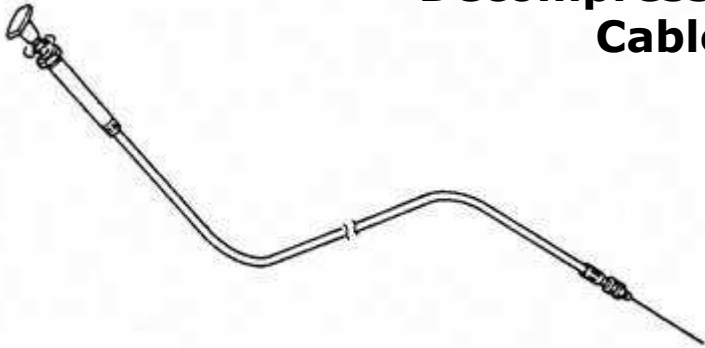
SP-5110 Side screen, LH 2001, 2010, 2020, 2202, 2220, 2301, 2310, 2402, 2420
Repl. 194312-05110 (**1**)

SP-4190 Side screen, RH 1500 Red or Green
Repl. 194190-05120 (**2**)

SP-1500 Side screen, LH 1500 Red or Green
Repl. 194190-05110 (**1**)



Decompression & Kill Cables



- DC-4145** Decompression cable assembly 276, 330, 336, 2500, 2610, 2620, 2820, 3000, 3110, 3220, 3810, 4220 Repl. 194145-01501 (approx. 42")
- DC-4802** Decompression cable assembly 142, 146, 1702, 1720, YMG1800, 1802, 1810, 1820, 2000B, YMG2000, 2001, 2002, 2010, 2020, 2202, 2210B, 2301, 2310, 2402, 4300 Repl. 194802-01550 (old # 194167-01500 & 194275-01500) (approx 32")
- KC-4172** Kill or decomp cable assembly 226, 2220, 2420 Repl. 194172-01500 (approx. 40")

Lever Components

LK-1190 Throttle lever knob 1500, 1600, 1900,
2500, 3000 Repl. 194150-01190 **(1)**

FP-8220 Throttle friction disc 1500, 1510,
1600, 1610, 1700, 1900, 2000, 2500, 3000
Repl. 198220-01261 (old #194065-01260)
194145-01260 & 194150-01260) **(2)**

CLB-2228 Foot throttle bushing 1900
Repl. 194130-22280 **(3)**

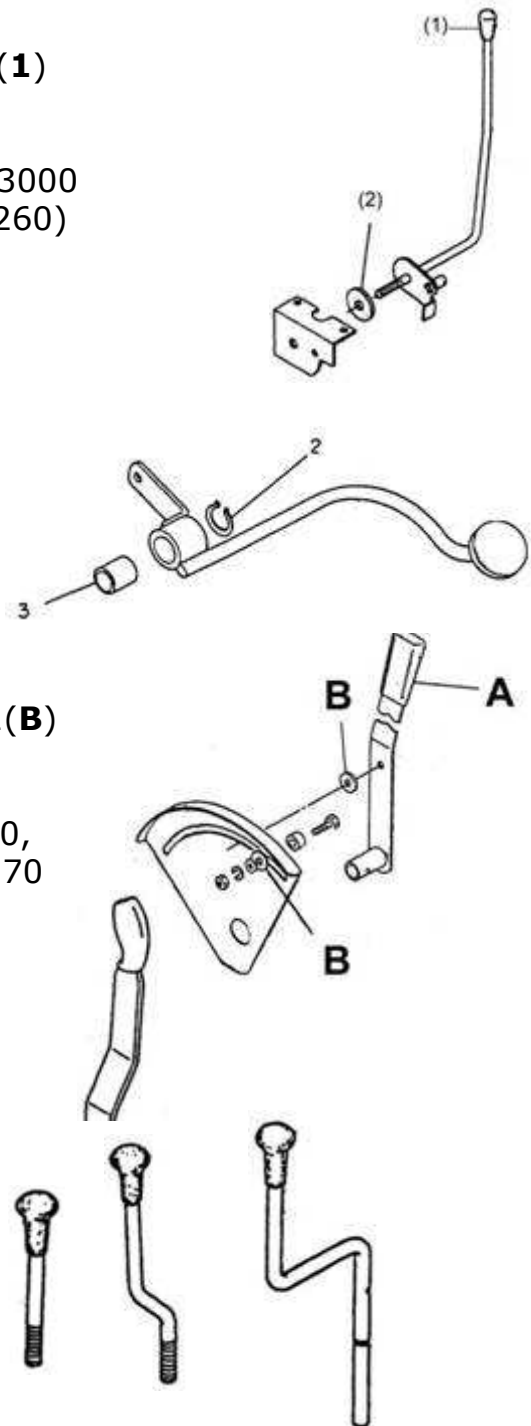
FLK-621 Control lever cover 1500, 1600, 1700,
1900, 2000 Repl. 194150-47621 **(A)**

FP-4130 Control lever friction disc 1500, 1700,
2000, 2200, 2700 Repl. 194130-47791 **(B)**

LK-4420 Control lever knob – 1610, YMG1800,
YMG2000, 3810 Repl. 194420-47370

SK-855 Shift lever knob – small 1500,
1600, 1700, 1900, 2000, 2500,
3000 Repl. 194990-85561

Continued on next page



Continued from previous page

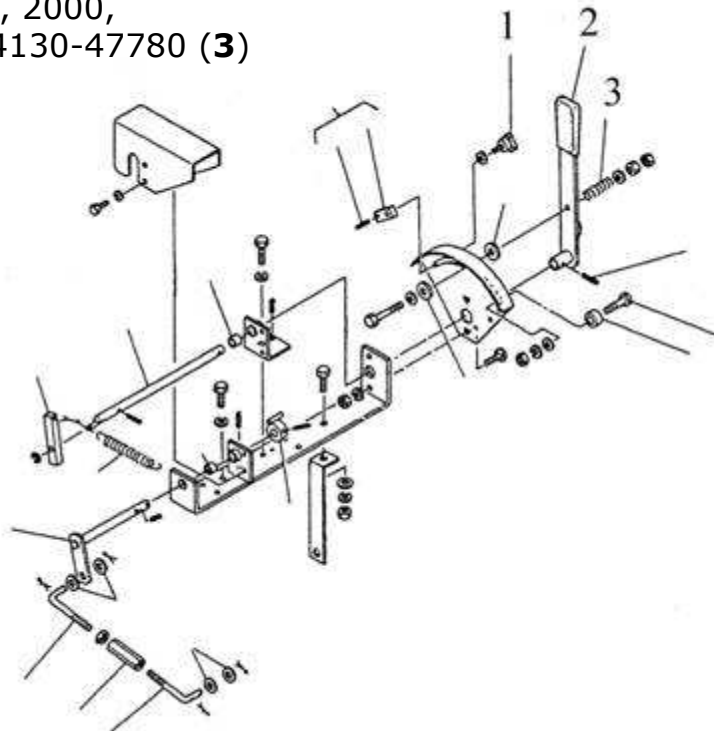
SK-1020 Transmission shift lever knob – large 1500,
1600, 1900, 2500, 3000 Repl. 1A1020-58150

SB-4065 Shifter boot, 155, 1500, 1700,
YMG1800, YMG2000, 2000, 2500, 2610,
2620, 2820, 3000, 3810
Repl. 194065-27360 (old# 194080-27252)

CK-4130 Hyd. lever control knob 1500, 1600, 1700, 1900, 2000, (1)
2500, 3000 Repl. 194130-47851

FLK-621 Control lever cover 1600, 1900
Repl. 194150-47621(2)

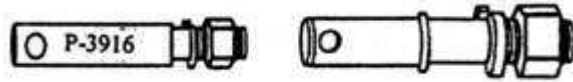
TBA Lift lever spring 1700, 2000,
2500, 3000 Repl. 194130-47780 (3)



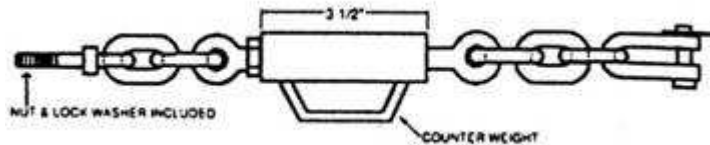
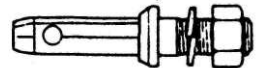

Group 7

3 – Point

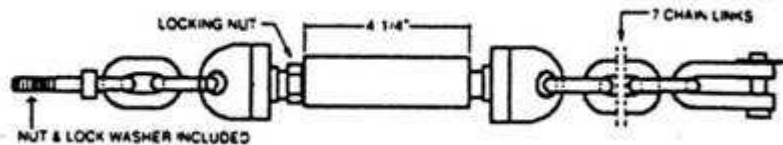
Pins, Chains, and Side Links



- P-3916** Upper arm pin Pin dia. $\frac{3}{4}$ ", 12mm thread, 3-9/16" OAL
- P-4516** Upper arm pin w/ shoulder, $\frac{3}{4}$ " pin dia., 16mm thread, 4-5/16" OAL
- P-771** Top link pin $\frac{3}{4}$ " dia. X 2-3/4" usable length.
- P-772** Top link pin $\frac{3}{4}$ " dia. X 3-7/8" usable length.
- P-728** Lift arm pin $\frac{7}{8}$ " X $\frac{7}{8}$ " X 5-1/2" OA length.

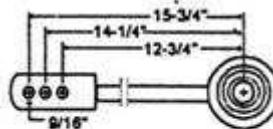


- SC-350** Stabilizer chain 3-1/2" long rd. ctr. tube w/counter wt.

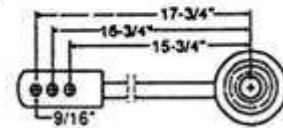


- SC-425** Stabilizer chain 4-1/4" long sq. ctr. tube w/lock nut
2500, 2700, 3000, 3110, 3220 Repl. 794130-74601

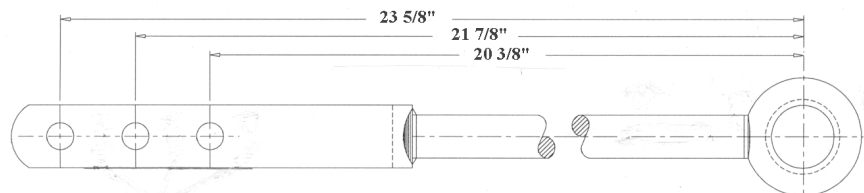
- SL-975** Side link, non adjustable
w/clevis pin 165, 1700, 2000



- SL-1150** Side link, non adjustable w/
clevis pin Repl. 194415-72501
F255, FX255 Repl. 194555-7230



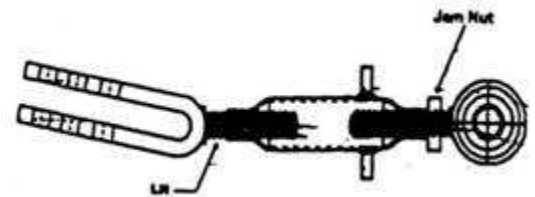
- SL-155** Side link, non adjustable w/clevis pin 3220, 4220,
FX26, FX28, FX32, FX42 Repl. 194327-72500



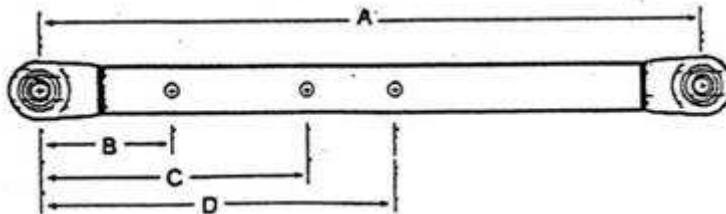
ASL-750 Adj. Side link - 7-1/2" center tube w/clevis pin

ASL-950 Adj. Side link - 9-1/2" center tube w/clevis pin

P-159 Clevis pin w/hair pin clip for ASL-750, ASL-950,
SL-155, SL-975, SL-1150 side links



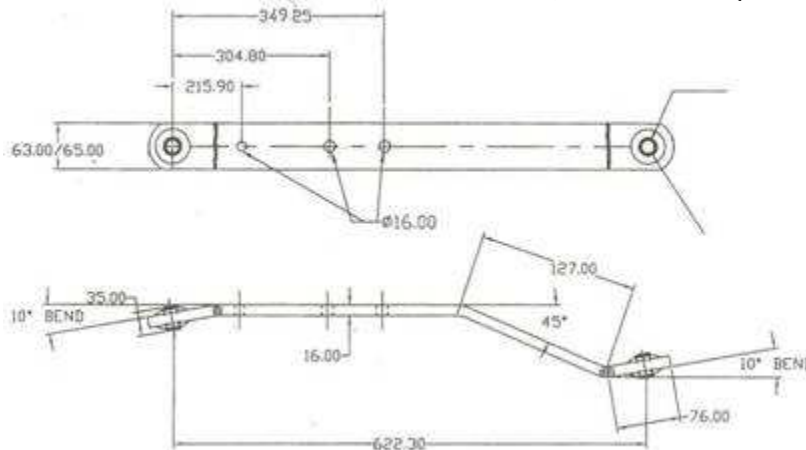
Lift Arms - CAT. 1 Ends



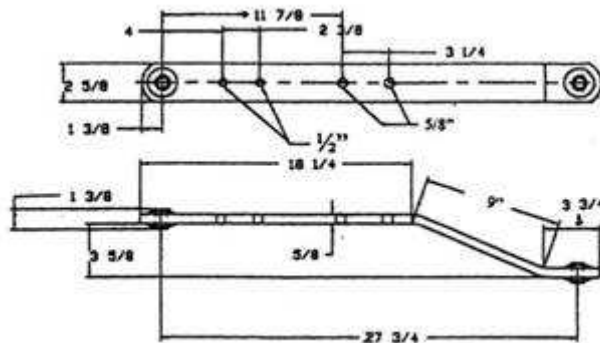
LA-235 Lift arm A - 23-1/2", B - 8-1/2", C - 12", D - 13-3/4" (5/8" thick)

LA-275 Lift arm A - 27-1/2", B - 6", C - 13", D - 16" (5/8" thick)

LA-295 Lift arm A - 29-1/2", B - 6", C - 11-3/4", D - 15-1/2" (5/8" thick)



LA-245 Lift arm, 24.5 inch centers (see drawing for details)

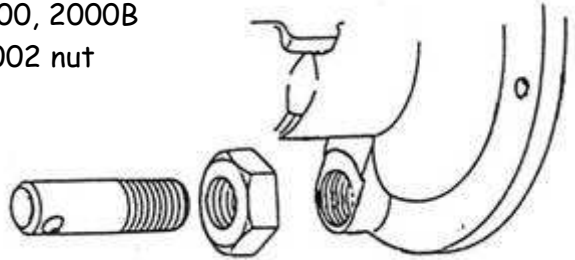


LA-2775 Lift arm, 27.75 inch centers (see drawing for details)

Pins

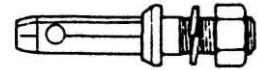
P-784

Lower link hinge pin w/nut 195, 240, 1510, 1601,
1610, 1700, 1702, 1720, YMG1800, 1810, 2000, 2000B
replaces 194150-73182 pin and 26776-220002 nut



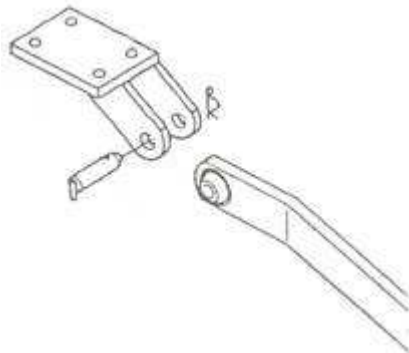
P-728

Lift arm pin 7/8" X 7/8" X 5-1/2" OA length.

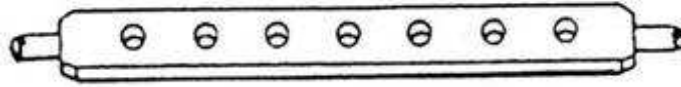


P-4130

Lift arm pin w/ hair pin 2500, 2610,
2620, 2820, 3000, 3110 Repl. 194130-73180

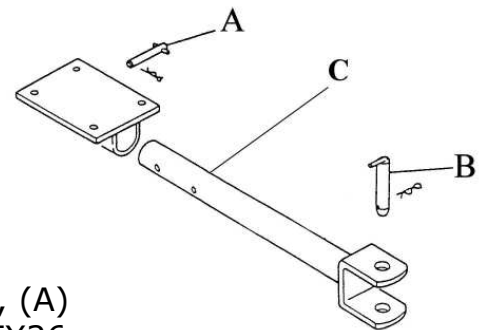


Draw Bars



DB-419 Drawbar, for most tractors with 20" lift arm spacing.
7 hole – Cat. 1, made of 1" X 2-1/2" high carbon steel.

P-1670 Drawbar retainer pin (16mm dia.) 1610, 1700, 1702, YMG1800, 1802, 1810, 1820, 2000, YMG2000, 2001, 2002, 2010, 2020, 2002, 2210, 2220, 2301, 2310, 2402, 2420, F18, FX18, F20, F22, F24, FX26, FX28, F255, FX255 Repl. 194150-75740 **(A)**



P-2290 Drawbar retainer pin (22mm dia.) 2500, 2610, (A) 2620, 2820, 3000, 3110, 3220, 3810, 4220, FX26, FX28, FX32, FX42 Repl. 194145-75240

P-1670 Drawbar pin (16mm dia.) 1600, 1900
Repl. 194150-75740 **(B)**

P-2290 Drawbar pin (22mm dia.) 1601, 1610, 1702, 1720, 1802, 1810, 1820, 2001, 2002, 2010, 2020, 2202, 2210, 2220, 2301, 2310, 2402, 2420, F18, F20, F22, F24, FX26, FX28 Repl. 194145-75240 **(B)**

DB-4150 Drawbar 1600, 1700, 1900, 2000, 2210
Repl. 194150-75710 **(C)**


DB-4420 Drawbar 1601, 1610, 1702, 1720, 1802, 1810, 1820, 2001, 2002, 2010, 2020, 2202, 2220, 2301, 2310, 2402, 2420
Repl. 194420-75710 **(C)**

DB-4145 Drawbar 2500, 2610, 2620, 2820, 3000, 3110, 3220, 3810, 4220 Repl. 194145-75210 **(C)**

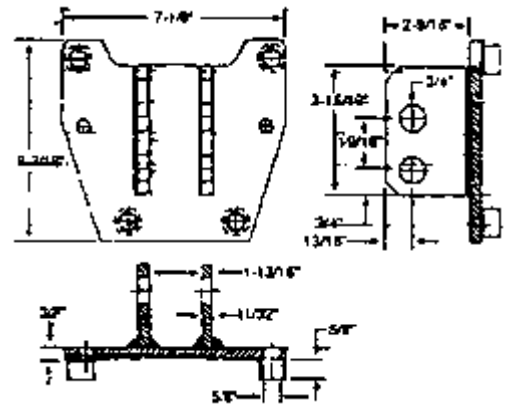
Top Link and Top Link Brackets

- TL-109** Top link, Cat. 1, 9" center tube
- TL-111** Top link, Cat. 1, 11" center tube
- TL-1125** Top link, Cat. 1, 12-1/2" center tube
- TL-116** Top link, Cat. 1, 16" center tube

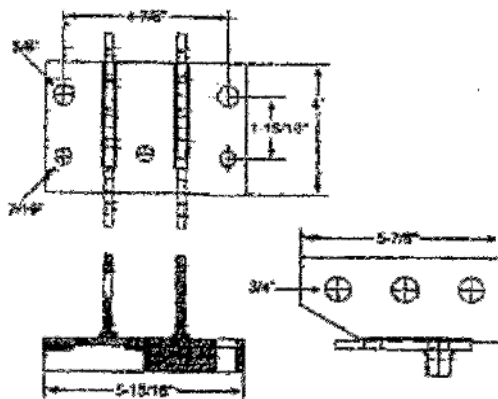
CATEGORY 1



- TLB-1401** Top link bracket for 135, 155, 165, 169, 1100, 1300, 1301, 1401, F135, F155 Replaces 194340-10010

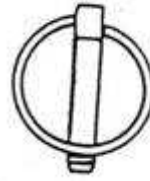


- TLB-1510** Top link bracket for YM1510



Lynch Pins

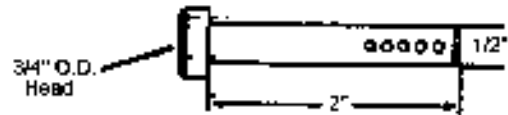
- P-794** Lynch pin – 1/4" dia. pin
- P-7915** Lynch pin – 5/16" dia. pin
- P-791** Lynch pin – 7/16" dia. pin



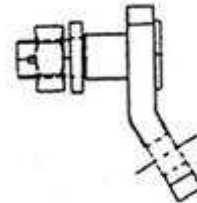
100 per bag
Sold in multiples of 100

Clevis Pins and Components

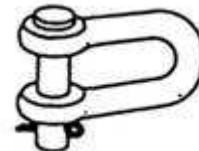
- P-7415** Clevis pin, adj. – 1/2" X 2"



- CE-749** Check chain clevis eyebolt w/nut & washer
195, 226, 240, 1610, 1700, 1700B, 1702,
1720, YMG1800, 1802, 1810, 2000,
YMG2000, 2002, 2010, 2020, 2202, 2210
Repl. 194150-74910



- CL-1548** Clevis, loose pin type, 3/8" body w/ 7/16" pin



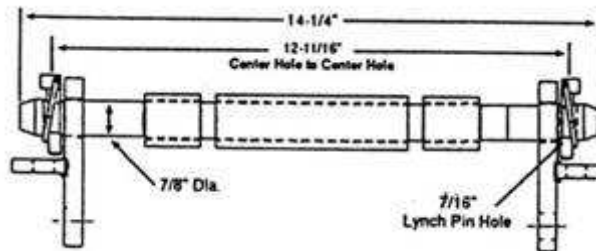
3-Point Components for YM1500

TPH-1500 3-point hitch kit for **YM1500** consists of:

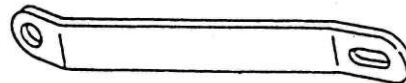
- 2 - LA-235 Lift arms
- 1 - LLK-1500 Lower link kit
- 2 - SB-1500 Stabilizer arms
- 1 - ASL-750 Adjustable side link
- 1 - SL-975 Non-adjustable side link



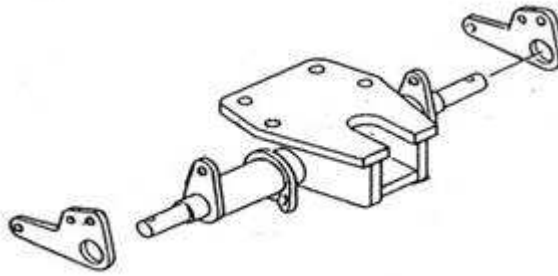
LLK-1500 Lower link kit for 1500 and others



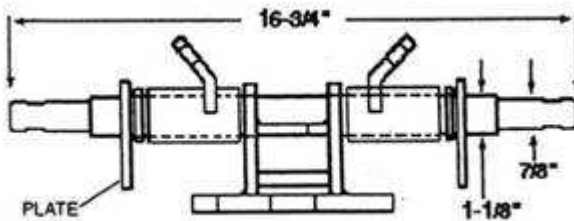
SB-1500 Stabilizer arm for 1500
Replaces 194190-74110



Lower Hitch Assembly and Components



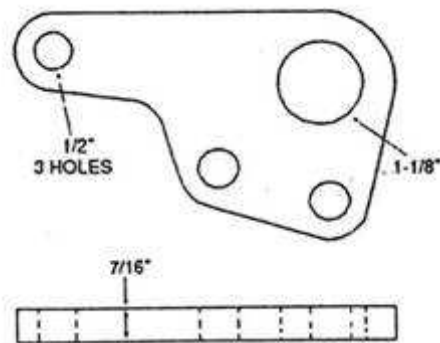
LLK-1300 Lower hitch assembly for 135, 155, 165, 1100, 1300, 1301, 1401, F14, F15, F155




2 of H-1300 Hinge plate also required.

Repl. 194340-75410 & 194340-75411

H-1300 Hinge plate for LLK-1300 (2 required)
Replaces 194200-75502

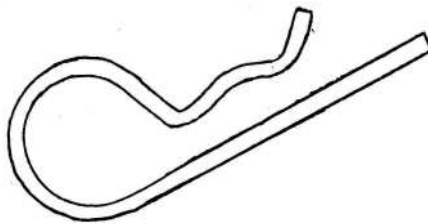


Hair Pin Clips



- P-7920** Hair pin clip – X X small
- P-7922** Hair pin clip – 5/64" (2mm) x 1-21/32" oal
- P-7923** Hair pin clip – 3/32" (2.5mm) x 1-11/16" oal
- P-7924** Hair pin clip – 1/8" (3mm) x 2-1/2" oal
- P-7925** Hair pin clip – 5/32" (4mm) x 3" oal

- P-7927** Hair pin clip- 3/16" (5mm) x 3-15/16" oal
Special design for tiller spring rod – slightly
open (as shown) with extended straight pin and
27mm finger pull hole Repl. 195214-15870



Group 8

Tiller

Gearbox Components

SS-2423 Gearbox seal w/ sleeve, for 1400, 1400K, RS1500B, RS1600A, 1600FA, 1601 Replaces 195081-13770 **(A)**

S-14251 Gearbox seal w/ sleeve RS1200, RS1300, RSK1303, RS1403, RS1404, RS1504; RSB-1402, 1502, 1602 Repl. 195100-14251 **(A)**

35x55x8TC Input shaft seal RS1200, RS1400
Repl. 194420-24340 & 195100-12430 **(B)**

45x62x9TC Input shaft seal RS1500B, RS1600, RS1601
Replaces 24423-456209 & 195080-12290 **(B)**

40x62x8TC Input shaft seal RC1503K Repl. 195220-13360 **(B)**

6204-2RS Ball bearing RS1500B, RS1600A **(C)**

6207-2RS Ball bearing RS1500B, RS1600A **(D)**

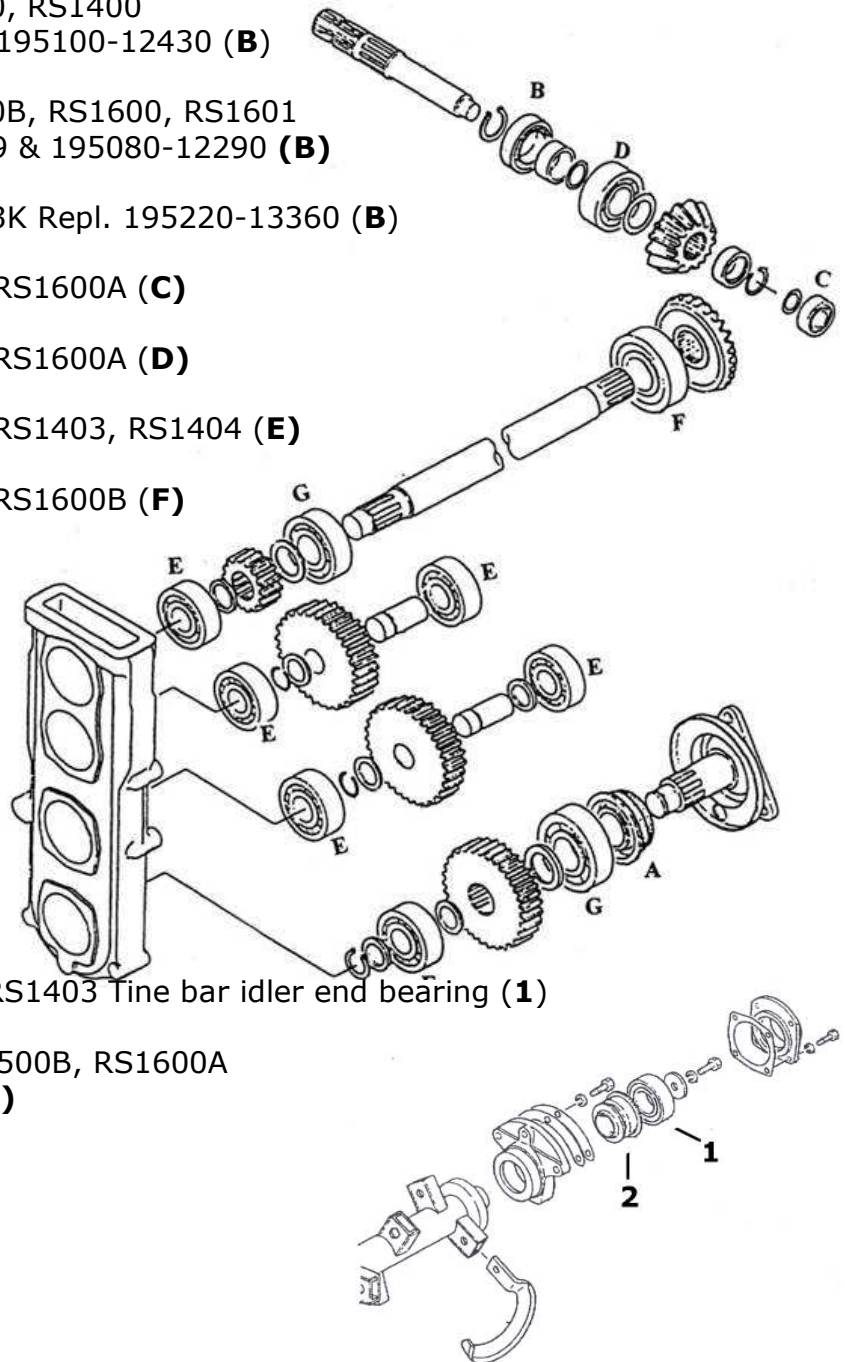
6306-2RS Ball bearing RS1303K, RS1403, RS1404 **(E)**

6308-2RS Ball bearing RS1500B, RS1600B **(F)**

6207-2RS Ball bearing RS1200, 1303 Tine bar idler end bearing **(1)**

6208-2RS Ball bearing RS1400, RS1403 Tine bar idler end bearing **(1)**

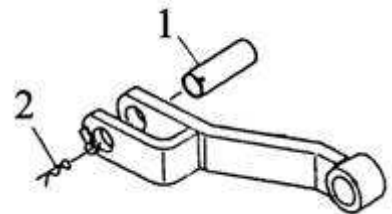
SS-2423 Idler seal w/sleeve RS1500B, RS1600A
Repl. 194080-09551 **(2)**



Tiller Bracket Components

- P-5260** Tiller bracket pin for RC1503 & RC1503K tillers on 1601 and 1610 tractors
Replaces 195260-17370 (**1**) & includes hair pin (**2**)
(old # 195230-17340)

Oil Plug

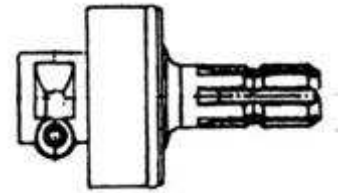


- TP-5230** Oil filler plug – plastic; common to most Yanmar tillers Repl. 195230-12190



Over-Running Clutch

OR-660 Over-running clutch, quick disconnect
1-3/8" 6 spline X 1-3/8" 6 spline



Tiller Tines

TT-510 Tiller tine – LH – **12mm** bolt (Models 1400 & up)
Replaces 195107-18510

TT-520 Tiller tine – RH – **12mm** bolt
Replaces 195107-18520

TT-534L **SET of 34** tiller tines, 17 each TT-510 & TT-520

M12X30 Cap screw, hex head, plated (10 per package)

M12LW Washer, lock, plated, 12mm (10 per package)

M12NUT Nut, hex, plated, 12mm (10 per package)

TT-970 Tiller tine – LH – **10mm** bolt (Models 1300 & below)
Replaces 195187-14970 & 195107-18310

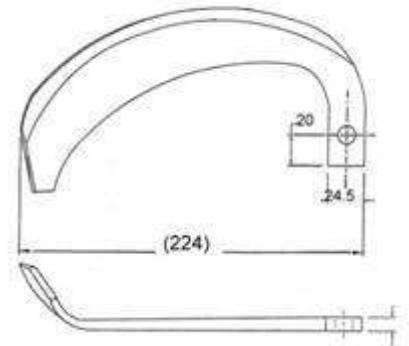
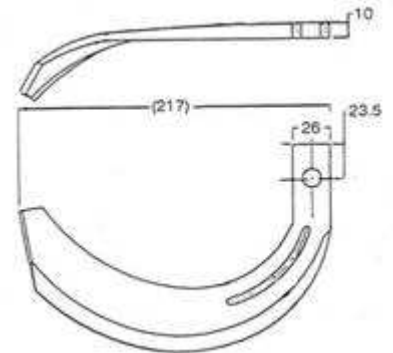
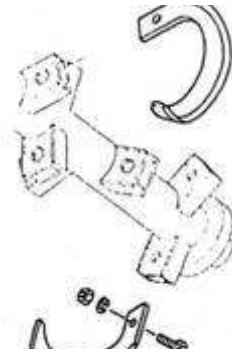
TT-980 Tiller tine – RH – **10mm** bolt
Replaces 195187-14980 & 195107-18320

TT-932S **SET of 32** tiller tines, 16 each TT-970 & TT-980

M10X30 Cap screw, hex head, plated (10 per package)

M10LW Washer, lock, plated, 10mm (10 per package)

M10NUT Nut, hex, plated, 10mm (10 per package)



Hitch Bar and Components

THB-1400 Tiller hitch bar RC1500 A & B series
RS1200, RS1300, RS-1400, RS1400K,
RS1500B, RS1600 Repl. 195080-16511
22 mm OD x 125 mm long (1)

CP-275 Tiller bar pin w/ clip – 10 x 70
Repl. 195131-16380 / 194990-34611

P-7927 Hair pin clip – 5mm dia.

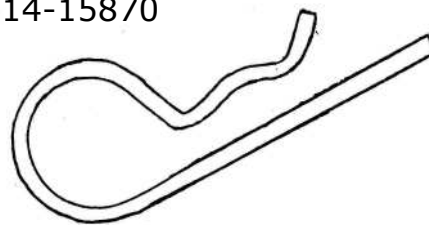
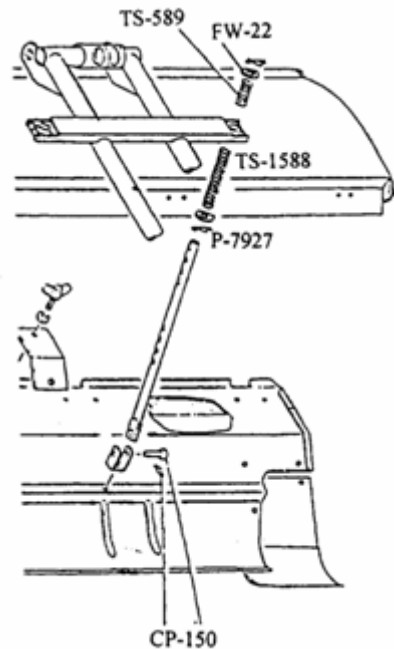
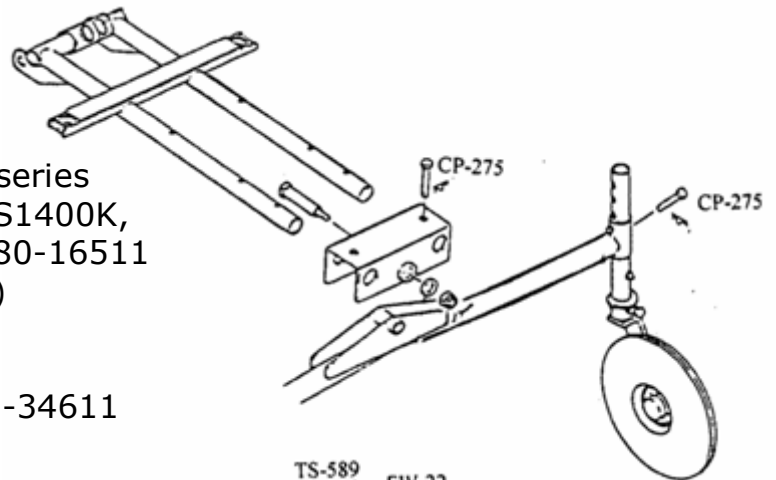
FW-22 Flat washer
Repl. 22137-220000

TS-589 Short spring rod spring
Repl. 195214-15890

TS-1588 Long spring rod spring
Repl. 195214-15880

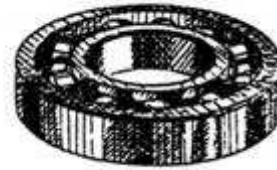
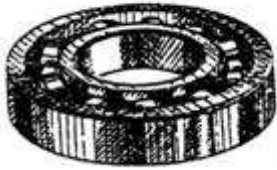
CP-150 Spring rod pin w/ clip
Repl. 195088-15880

P-7927 Hair pin clip- 3/16" (5mm) x 3-1/2" oal
Special design for tiller spring rod – slightly
open (as shown) with extended straight pin and
27mm finger pull hole Repl. 195214-15870



Group 9

Bearings & Seals



5205-2RS Ball brg., double row sealed both sides	6207-2RS Ball brg., sealed both sides
5206-2RS Ball brg., double row sealed both sides	6208-2RS Ball brg., sealed both sides
6002-2RS Ball brg., sealed both sides	6209-2RS Ball brg., sealed both sides
6006-2RS Ball brg., sealed both sides	6210-2RS Ball brg., sealed both sides
6008-2RS Ball brg., sealed both sides	6210-2RSNR Ball brg., sealed both sides w/snap ring 2200, 2500, 2700 outer rear axle
6009-2RS Ball brg., sealed both sides	6211-2RS Ball brg., sealed both sides
6013-2RS Ball brg., sealed both sides	6212-2RS Ball brg., sealed both sides
6201-2RS Ball brg., sealed both sides	6302-2RS Ball brg., sealed both sides
6203-2RS Ball brg., sealed both sides	6304-2RS Ball brg., sealed both sides
6204-2RS Ball brg., sealed both sides	6305-2RS Ball brg., sealed both sides
6204-2RSNR Ball brg., sealed both sides w/snap ring Repl. 24121-062044	6306-2RS Ball brg., sealed both sides
6205-2RS Ball brg., sealed both sides	6307-2RS Ball brg., sealed both sides
6205-2RSNR Ball brg., sealed both sides w/snap ring Repl. 24121-062054	6308-2RS Ball brg., sealed both sides
6206-2RS Ball brg., sealed both sides	6312-2RS Ball brg., sealed both sides
6206-2RSNR Ball brg., sealed both sides w/snap ring Repl. 24121-062064	NJ-207 Cylindrical brg., open both sides Repl. 24148-002074
	NJ-306E Cylindrical brg. Repl. 194465-14140

30205 Bearing & cup, outer front wheel bearing 3000
Repl. 194145-11910 & 24142-302050 **(A)**

30206 Bearing & cup, front axle stub bearing,
YM1500D - Repl. 24141-302060 **(A)**

32006 Bearing & cup, front axle, 1510D (A)
Repl. 24141-320060

32007 Bearing & cup, front axle, 1510D
Front drive shaft - 3110D; Inner frt. wheel 3000
Repl. 24141-320070 **(A)**

51105 Brg & cup - spindle, 1100D, 1300D, 1301D, 1401D, 1810, 1820,
3110D, F14, F15 Repl. 24520-511050 (old # 194210-14300) **(A)**

NB-1191 Bearing, needle, front axle, YM1500D **green** Repl. 191191-14120 **(B)**

NB-1412 Bearing, needle - Repl. 194191-14120 **(B)**

NB-1510 Bearing, needle, 1510D front knuckle, lower Repl. 194441-13880 **(C)**

NB-3110 Bearing, needle, front spindle, 3110D, 3810D
Repl. 194321-13860 **(B)**

NB-4161 Bearing, needle, 3110D trans. main shaft
Repl. 24161-252917 (old # 194320-25290) **(C)**

NB-4162 Brg., needle, PTO cover 1500
Repl. 24162-253320 & 194190-25430 **(B)**

NB-4190 Bearing, needle, 1500 transmission - Repl. 24162-182412
(old # 194190-26170) **(B)**

NB-4191 Bearing, needle, front axle, YM1500D **red** - Repl. 194191-14190 **(C)**

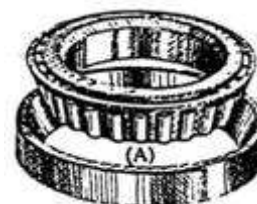
NB-4210 Brg., needle, front spindle, 1100D, 1300D, 1301D, 1401D Repl. 194210-14260 **(C)**


NB-4311 Brg., needle, front axle, 1610D, 1820D, 2000D,
2202D, 2210D, 2310D, 2402D Repl. 194311-13880 **(C)**

NB-4341 Brg., needle, front spindle 155D, 1401D Repl. 194341-14260 **(C)**

NB-4440 Brg., needle, upper spindle, front knuckle, 1510D Repl. 194440-25290 **(C)**

NB-4441 Brg., needle, lower spindle (flat bearing), 1510D Repl. 194441-13900





OEM part no.	Order number	Application
24421-173007	14x30x7TC	Seal FX26, FX28
24421-142507 / 194320-41160	14x25x7TC	Seal, hyd. pump shaft
194210-13841	100x120x12VTF	1300D, 1301D front knuckle seal
194191-13632	105x135x14TC	1500D GREEN front knuckle seal
194151-45810	10x20x7TC	3pt. Valve seal
194191-13130 / 194301-12550	115x140x15TC	1110D, 1500D RED, 1510D front knuckle seal
194311-13760	115x145x13.5TCS	195D, 226D, 240D, 276D, YMG1800D, YMG2000D frt. knuckle seal
194311-13760	115x145x13.5TCS	220D, 1601D, 1610D, 1700D, 1702D, 1720D, 1802D, 1810D, 1820D, 2000D, 2001D, 2002D, 2202D, 2210D, 2220D, 2301D, 2310D, 2402D, 2420D front knuckle seal
194341-13840	135x165x14SC	135D & 155D (new style);165D, 1300D, 1301D,1401D front knuckle seal
24421-203007	20x30x7TC	1110D, 1500D Red top spindle seal
24423-203507 / 194441-13760	20x35x7TC	1510D, 2210D front knuckle seal
24423-203507 / 194200-25240	20x35x7TC	1100, 1300, 1301, 1401 Transmission main shaft seal
24423-203507 / 194441-13760	20x35x7TC	1301D, 1401D, 1500D Green, 1510D pinion seal, frt. axle
194191-13420	22x32x7SC	F14D, F15D, 1500D, 1502D, 1610D, 1700D front axle pivot seal
24423-223508 / 194262-15140	22x35x8TC	1610 power shift pump seal, 1301, 1401, 1502, 1510 strg box seal
194311-13720	25x40x7TC	1610D, 1802D, 1810D, 2000D, 2002D, 2010D, 2210D, 2310D Front axle top knuckle seal
194311-13720	25x40x7TC	195D, 240D, YMG1800D, YMG2000D Top knuckle seal
194341-14340	25x45x8TC	1401D front knuckle seal
194740-55620	26x38x7TC	Steering output shaft seal 1500, 1600, 1700, 1900, 2000, 2200, 2210, 2310, 3000, F17, FX17
194311-13430	30x42x7TC	2210D, 2220D, 2420D, Front axle pivot seal
24421-304508	30x45x8TC	1100D, 1300D, 1301D, 1401D pinion seal, frt. axle
24423-304708 / 1C6081-13470	30x47x8TC	1110D, 1510D pinion, frt. axle, 3110 pwr shift seal
24421-305208	30x52x8TC	220D, 250D, 1502D, 1601D, 1610D, 2220D, 2310D, 2420D drop box seal, RC1200 Gear box input shaft seal
24421-325208 / 194191-13860	32x52x8TC	1500D Green front pinion seal
24421-355211	35x52x11TC	1100, 1401, 1600, 1700, 1900, 2000 front spindle seal
24421-355211	35x52x11TC	1300, 1401, 1600, 1700, 1900, 2000, YM195, 240 front wheel hub seal
194420-24340	35x55x8 TC	1610 stub axle seal
24421-355511	35x55x11TC	195, 240, 1700, 1600, 1900, 2000, 2210 pto seal
195100-14251	S-14251	RS1200, RS1300 tiller seal
194197-24370	38x50x8TC	PTO seal F16, F17, F18, 187, 1602
24421-385508 / 194990-52600	38x55x8TC	220, 250, 1610, 1601, 1702, 1720 PTO seal
24421-385511	38x55x11TC	?
194151-39360	38x58x11TC	1500 PTO seal, 1700, 2000 stub axle seal
195040-13320	SC-1500	186, 226, 1500, 1502, 1602, F18, FX18 PTO seal collar
24421-386209	38x62x9TC	1500 green front knuckle seal
24421-405508 / 194191-13681	40x55x8TC	1110, 1510 PTO seal, 1110D stub axle seal
24421-405508 / 194321-28120	40x55x8TC	276D, 1610D, 2001D, 2210D, 2310D 4wd shaft front seal
194158-13790	AS-6831	195D, 1601D, 1610D, 1700D, 1702D, 1720D stub axle seal
24423-406212 / 1A1040-28810	40x62x12TC	1100D, 1300D, 1301D, 1401D 1510D front stub axle seal
194210-14400	AC-4210	165D, 1100D, 1300D, 1301D, 1401D stub axle seal collar
24421-406208 / 195140-13660	40x62x8TC	135, 155, 165, 1100, 1300, 1301, 1401, F14, F15 pto seal

OEM part no.	Order number	Application
24421-406208	40x62x8TC	1110 Rear axle housing seal, 1510 stub axle seal
194130-26350	42x60x9TC	276, 330, 336, YMG1800, 1802, 1810, 1820, YMG2000, 2002, 2010, 2020, 2202, 2220, 2310, 2402, 2420, 2500, 2620, 2700, 3000, 2820, F20, F22, F24, FX24 PTO seal
194130-33461	42x80x9TC	2200, 2500 stub axle seal
194447-13640	AC-1364	Frnt. axle collar 186D, 187D, 1502D, 1602D
194447-13650	44x57x11.5TC	Seal, front axle 186D, 187D, 1502D, 1602D, F13, F14
24423-456209	45x62x9TC	1500D lower side seal (stub axle)
194191-14660	SC-1466	1500D stub axle seal collar
194200-34412	AS-1300	1100, 1300, 1301, 1401, 1602, F14, F15, YM135, 155 rear axle seal
24421-457212 / 194190-32370	45x72x12TC	1500 brake shaft or stub axle seal
	48x72x8TC	Replacement RS1400 seal
194313-13790	50x68x12.5	YMG1800D, 1802D, 1810D, 1820D, YMG2000D, 2002D, 2202D, 2210D, 2310D, 2402D, 276D front side knuckle 1601, 1610, F17, F20 rear axle seal & collar
194440-32660	AS-1610	1500, 1600, 1700, 1900, 2000 rear outer seal collar
194150-34360	AC-4150	1110, 1500, 1600, 1700, 1900, 2000 rear axle outer seal
24421-557509 / 194150-34370	55x75x9TC	2210 Stub axle seal, 1100 rear axle seal
194200-34411 / 194310-33450	50x70x10TC	2610, 3000, 3110, 3810 Brake Stub Axle Seal
194145-32660	55x78x12TC	F20, 1502, 1510, 1602, 1610, 1702, 1720, 1802, 1810, 1820, 2002, YMG1800, YMG2000 outer rear axle seal
194447-14140	AS-4447	F20, 1502, 1510, 1602, 1610, 1702, 1720, 1802, 1810, 1820, 2002, YMG1800, YMG2000 outer rear axle collar
194447-14180	AC-4447	140D, 147D, 186D, 1502D, F15D, F16D, F17D, F18D Front Stub Axle Seal
194447-14140	AS-4447	140D, 147D, 186D, 1502D, F15D, F16D, F17D, F18D Front Stub Axle Collar
194447-14180	AC-4447	2200, 2500, 2610, 2700 rear axle seal w/ metal flange
194130-34350	AS-2200	2500, 2610 rear axle seal
194134-32800	58x80x12TC	2200, 2500, 2610, 2700 rear axle collar
194130-34360	AC-4130	2610D, 3110D, 3810D, 4300D old style dust seal
194321-13930	60x75x6VC	2610D, 3110D, 3810D, 4300D old style seal
24421-607509	60x75x9TC	2210 rear axle seal collar
194310-34170	AS-3417	2210 rear axle dust seal
24430-608206	60x82x6VC	2210 outer rear axle seal
24421-608209 / 194310-34180	60x82x9TC	2010, 2020, 2202, 2310, 2402 rear axle collar
194312-32670	AC-4312	2020, 2202, 2310, 2402 rear axle seal
194312-32660	62x80x12TC	1500 rear axle inner seal
194190-32421	AS-1500	1500 rear axle inner seal collar
194190-34172	AC-1500	336D w/HD spindle, 2610D front knuckle seal
194274-13920	64x80x13TC	336D, 3110D, 4300D front knuckle side dust seal
24430-658805	65x88x05TC	336D, 3110D, 4300D front knuckle side seal
24423-658812	65x88x12TC	2500, 3000, 3110D, 3220, 3810, 4220, FX32, FX42
194145-34360	SC-4145	2500, 3000, 3110D rear axle seal
24421-750013 / 194145-32730	75x100x13TC	2500, 3000, 3110D rear axle dust seal
24430-750007 / 194145-32740	75x100x7TC	2610D, 3810D, 336D Front Axle Seal Collar
194321-14170	SC-4321	1400, 1400K, 1500B, 1600, 1600FA gear box seal
195081-13770	SS-2423	

O-rings

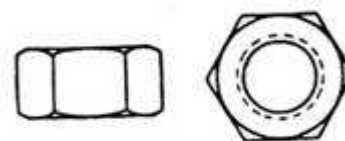
Replaces	Our #	Description	Japanese Standard #
24321-001000 / 124550-01300	OR-1000	O-ring, engine sleeve 1700, 2000, 2210	G100
24311-000110	OR-110	O-ring for DBA-4421 drop box arm	P11
24311-000140	OR-112	O-ring seal for DP-110 & DP-112	P14
105100-01300 / 124160-01300	OR-1300	O-ring, engine sleeve 1500, 2500	
24341-001350	OR-1350	O-ring, main brg housing 2010, 2310	S135
24321-000850	OR-1371	O-ring, frt axle hsg to elbow 1610D	G85
24341-000140	OR-140	O-ring 240, 1700, YMG1800, 2000	S14
24311-000450	OR-1500	O-ring, inner axle collar 1500	P45
24311-000160	OR-160	O-ring, hi-lo shifter 1700, 2000	P16
24321-001900	OR-190	O-ring, front hub 2610D	G190
24311-000200	OR-200	O-ring, hyd line 1700, 2000	P20
24321-002000	OR-2000	O-ring, frt hub 2610D, 3110D, 3810D	G200
24311-000210	OR-210	O-ring 1500D, 1610D, 2210D	P21
194151-11860	OR-212	Spindle cover O-ring 1500, 1700	1A2025
24311-000220	OR-220	O-ring 1300D, 1401D	P22
24311-240100	OR-240	O-ring, fuel cock shut-off	P10A
24341-000250	OR-250	O-ring 1500D Red, 2310D	S25
24321-000300	OR-300	O-ring, stub axle 1500D	G30
24321-000350	OR-350	O-ring, brake stub axle collar 2210	G35
24321-000400	OR-400	O-ring, stub axle 2002D, 2310D	G40
24321-000550	OR-4170	O-ring, rock shaft 2020, 2220, 2402	G55
121420-01760	OR-420	O-ring, oil dip stick 2000, 2210, 3000	
102103-55520	OR-4321	O-ring, fuel bowl 1500, 1700, 2000, 2210	
24321-000450	OR-450	O-ring, lift F14, F15, 187, 1510	G45
24341-000550	OR-4555	O-ring for hyd screen cover F255 FX255	S55
24321-000500	OR-500	O-ring, rock shaft 1500, 1610, 1700	G50
24311-000050	OR-50	O-ring 1500, 1702, 1720, F18	P5
24341-000530	OR-530	O-ring, hyd screen cover F20, F24, F235	S53
24311-000550	OR-550	O-ring, hyd piston 1500, 1700, 2000	P55
24311-570500 / 24315-570500	OR-570	Hyd piston O-ring 1510	P50A
24321-000600	OR-600	Hyd piston O-ring 1500	G60
24341-000630 / 194200-43140	OR-630	O-ring, pinion hsg 1702D, YMG2000D	S63
24321-000650	OR-650	O-ring, rock shaft FX26, FX28; fuel bowl	G65
24321-000700	OR-70	O-ring, front axle 2202D, 2402D	G70
24311-000700	OR-700	Hyd. piston O-ring 3110	P70
24321-000750	OR-750	O-ring, axle cap to hsg 2310D	G75
24341-000850 / 194130-24490	OR-850	O-ring, 1510D; PTO cover 2500, 3000	S85
24311-000090	OR-90	O-ring, hydraulic lift 1401	P9
24341-000160 / 194200-46550	OR-946	O-ring, hydraulic lift 1401	S16
24321-000950	OR-950	O-ring 1300D Green knuckle	G95

Group 10

Miscellaneous


Cap Screws, Nuts & Washers

Order number	Size	Description
7/16FW	7/16"	Washer, flat, zinc
7/16LW	7/16	Washer, lock, zinc
7/16-14NUT	7/16-14	Nut, hex, zinc, coarse thread
7/16-14X1-1/2	7/16-14 x 1-1/2	Cap screw, hex head, zinc
5/8FW	5/8"	Washer, flat, zinc
M6FN	M6	Nut, flange, zinc
M6LW	M6	Washer, lock, zinc
M6X18.7FW	M6 x 18.7 OD	Washer, fender, zinc
M6X20	M6 x 20	Cap screw, hex head, zinc
M6X25	M6 x 25	Cap screw, hex head, zinc
M8X24FW	M8 x 24 OD	Washer, fender, zinc
M8LW	M8	Washer, lock, zinc
M8NUT	M8	Nut, hex, zinc
M8X20	M8 x 20	Cap screw, hex head, zinc
M8X25	M8 x 25	Cap screw, hex head, zinc
M8X60	M8 x 60	Cap screw, hex head, zinc
M10X31FW	M10 x 31 OD	Washer, fender, zinc
M10LW	M10	Washer, lock, zinc
M10NUT	M10	Nut, hex, zinc
M10X30	M10 x 30	Cap screw, hex head, zinc
M12X36.5FW	M12 x 36.5 OD	Washer, fender, zinc
M12LW	M12	Washer, lock, zinc
M12NUT	M12	Nut, hex, zinc
M12NUT-Fine thread	M12	Nut, fine thread, hex, zinc
M12X30	M12 x 30	Cap screw, hex head, zinc
M12X45	M12 x 45	Cap screw, hex head, zinc
M12X55	M12 x 55	Cap screw, hex head, zinc
M12X100	M12 x 100	Cap screw, hex head, zinc
M14LW	M14	Washer, lock, zinc
M14NUT	M14	Nut, hex, zinc, coarse thread
M14X21	M14 x 21 *	Cap screw, hex head, fine thread, zinc * Front wheel lug bolt – 1500D Replaces 194191-14851
M14X25	M14 x 25 *	Cap screw, hex head, coarse thread, zinc, front wheel 3810D *Front wheel lug bolt – 1500 Replaces 26116-140252
M16LW	M16	Washer, lock, zinc
M16NUT	M16	Nut, hex, zinc
M16X30	M16 x 30	Cap screw, hex head, zinc



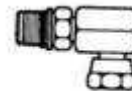
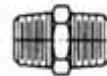
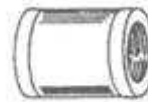
Hydraulic Hoses

- HH-518** Hydraulic hose assembly, 1/2" – 2 wire hose
18" long with solid male fittings each end
- HH-524** Hydraulic hose assembly, 1/2" – 2 wire hose
24" long with solid male fittings each end
- HH-536** Hydraulic hose assembly, 1/2" – 2 wire hose
36" long with solid male fittings each end
- HH-548** Hydraulic hose assembly, 1/2" – 2 wire hose
48" long with solid male fittings each end
- HH-560** Hydraulic hose assembly, 1/2" – 2 wire hose
60" long with solid male fittings each end
- HH-572** Hydraulic hose assembly, 1/2" – 2 wire hose
72" long with solid male fittings each end




Hydraulic Couplers, Adaptors, and Plugs

- PC-12** Coupler, 1/2" female NPT
- HA-12** Coupler, 1/2" male NPT
- HA-90** Adaptor – 90°, 1/2" NPT female swivel X
3/4-16 ORB male
- HA-88** Adaptor, swivel 3/4-16 ORB male X
1/2" NPT female swivel
- P-12** Plug – 1/2" NPT (5 per bag)



Penetrating Oil

- PO-1543** Super Strength Penetrating Oil – 20oz. can, 15oz. fill
- Frees corroded & rusted parts
 - Fast acting
 - Safe on all metals & alloys



Paint

- SP-Green** Spray paint, **SPRUCE GREEN** for frame and undercarriage touch up. 12oz. net weight

- SP-Red** Spray paint, **RED** for hood and fender touch up. 12oz. net weight.

- GP-Red** Gallon can, **RED**

- SP-White** Spray paint, **WHITE** for side panel, grille and wheel touch up. 12oz. net weight.

- GP-White** Gallon can, **WHITE**

- SP-Primer** Spray paint, **LIGHT GRAY PRIMER**. 12oz. net weight.

- SP-Black** Spray paint, **GLOSS BLACK**. 12oz. net weight.



Grease Fittings

- GF-6** Grease fitting, 6mm x 1, straight
- GF-8** Grease fitting, 8 mm x 1, straight
- GF-10** Grease fitting, 10 mm x 1, straight



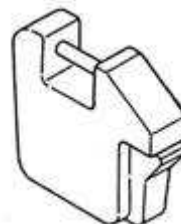
Drain Plugs

- DP-110** Drain plug – M10 Repl. 129350-49120
- DP-112** Drain plug – M12, 1401, 1700, 2000 oil plug
Repl. 23491-120002 (old # 124060-01640)
- OR-112** O-ring seal for DP-110 & DP-112 Repl. 24311-000140
- DP-114** Drain plug – M14 Repl. 23491-140002
- OR-160** O-ring seal for DP-114
- DP-116** Plug, oil pan drain F series Repl. 105425-01690
- DPW-116** Washer, drain plug F series Repl. 22190-160002



Weight Suitcase type for front bumper

- SW-42** Suit case weight for front bumper
Approx. 42 lbs. **(value cannot be
counted toward prepaid freight)**
Oct. 2004



Permatex

- 81878 Permatex Copper RTV silicone, use for 4 cylinder, turbocharged or high performance engines, exhaust manifolds/ headers, valve covers, oil pans, timing covers, water pumps. 3 oz tube.



- 80016 Permatex Form-A-Gasket #2, Temperature range -65° F to 400° F, 3oz tube.



- 80646 Permatex Gasket Remover, 16 oz aerosol can.



- 81158 Permatex BLACK Silicone Adhesive Sealant, 3 oz tube.



- 82180 Permatex ULTRA BLACK gasket maker, use for valve covers, oil pans, intake, manifold end seals, timing covers, transmission pans. -75° F to 600° F.

- 81160 Permatex RED Hi-Temp RTV, 3 oz tube.



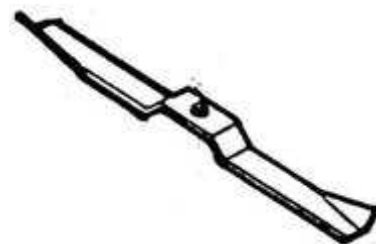
Finishing Mower Blades

MB-48 Blade for 4' mowers: Sitrex SM/120L Repl. 100.064
Tecma FM 120 Repl. 636001
Caroni TC480N Repl. 480 077 00

MB-60 Blade for 5' mowers: Sitrex SM/150L Repl. 100.065
Tecma FM 150 Repl. 636002
Caroni TC590N Repl. 590 062 00

MB-72 Blade for 6' mowers: Sitrex SM/180L Repl. 100.066
Tecma FM 180 Repl. 636003
Caroni TC710N Repl. 710 010 00

M18LN Blade bolt nut Repl. 600.746



Tail Wheel Fork and Spacers

TWF-100 Tail wheel fork, 7-1/2" spindle to bottom of pin hole, 25mm dia. Repl. Sitrex 100.020 (**A**)

P-794 1/4" lynch pin, 100 per bag (**B**)

P-7915 5/16" lynch pin, 100 per bag (**B**)

B-116 Height adj. bushing for tail wheel fork
2mm / 1/16" Repl. Sitrex 100.042 (**C**)

B-14 Same as above, 6mm / 1/4" Repl. Sitrex 100.043 (**C**)

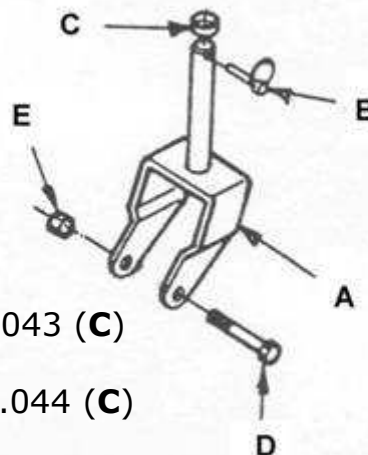
B-12 Same as above, 12mm / 1/2" Repl. Sitrex 100.044 (**C**)

B-1 Same as above, 25mm / 1" Repl. Sitrex 100.045 (**C**)

B-114 Same as above, 32mm / 1-1/4" Repl. Sitrex 100.046 (**C**)

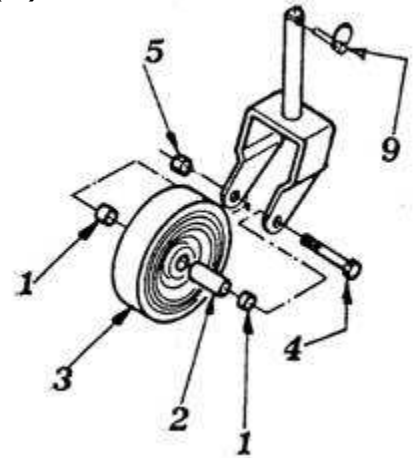
AB-156 Wheel bolt for TWF-100 (**D**) Repl. Sitrex 600.156

AN-77 Lock nut for wheel bolt Repl. Sitrex 600.077 (**E**)




Tail Wheel Parts

- WS-6** Wheel spacer (2 req'd) Repl. Sitrex 100.006 (**1**)
- WB-8** Wheel bushing Repl. Sitrex 100.008 (**2**)
- 600.165** Wheel for Sitrex and others (**3**)
- P-794** ¼" lynch pin, 100 per bag (**9**)
- P-7915** 5/16" lynch pin, 100 per bag (**9**)
- AB-156** Wheel bolt for TWF-100
Repl. Sitrex 600.156 (**4**)
- AN-77** Lock nut for wheel bolt Repl. Sitrex 600.077 (**5**)



Belt for Finishing Mower

- MB-51** Belt for 4' Finish Mower, Sitrex SM120
Repl. Sitrex 600.141
- MB-68** Belt for 5' Finish Mower, Sitrex SM150
Repl. Sitrex 600.139
- MB-74** Belt for 6' Finish Mower, Sitrex SM180
Repl. Sitrex 600.140



Grease Fittings for Finishing Mower

- GFE-125** Grease fitting extension, 3-3/16" for models
SM120, SM150, SM180 Repl. Sitrex 100.125
- GFE-577** Grease fitting extension, 2-1/4" for models
SM120, SM150, SM180 Repl. Sitrex 100.577
- GF-8** Grease fitting, 8 mm x 1 straight
Repl. Sitrex 600.034



Little Miami Trading Company

513-877-3000

786-358-8629 efax (faxes to this number will be emailed to us)

8581 Bindley-Mounts

Blanchester, OH 45107

www.LMTCompany.com

www.OhioTractors.com

LMTC@tds.net