

# Instructions for Parts Books

The heading at the top of the page will be the same for the picture of the parts at it is for the page with the part numbers.

Definition of column headings on part number pages:

**REF.No** → The number referring to the part on the picture page of the parts book.

**Part No.** → The number assigned to this part at the time of printing the parts book.

**Description** → Discription of part.

**Q'ty** → Quantity of part used on that page.

**S.No.** → Serial number range of the equipment that this part will fit.

>= Your serial number should be greater than or equal to the number shown.

<= Your serial number should be lesser than or equal to the serial number shown.

**I/C** → Interchangeability of part shown.

↔ The part shown will work for the older and later serial number.

# The part shown is not interchangeable with the other serial number.

← new for old

→ old for new

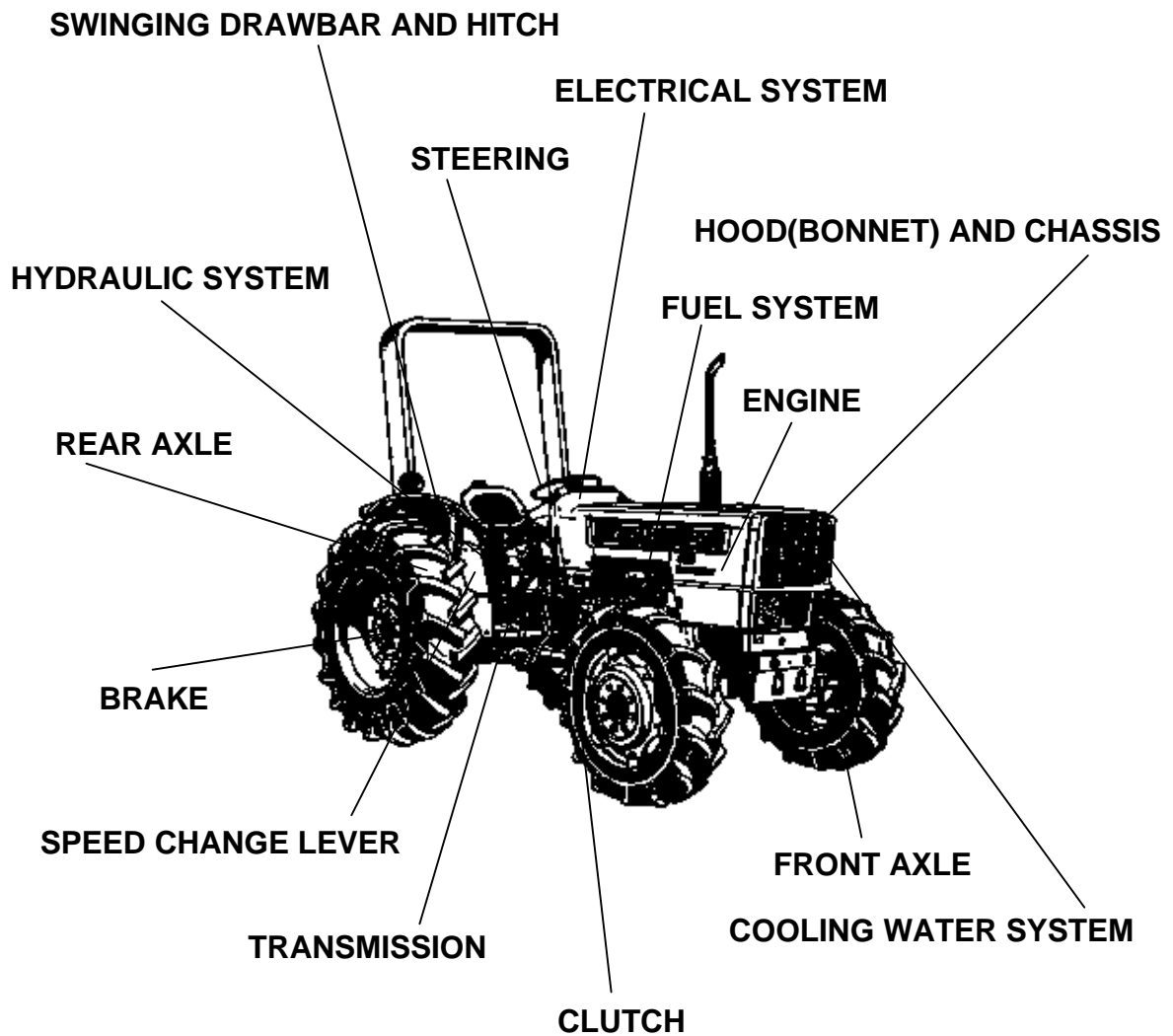
**Remarks** → Notes about this particulart part. Sometimes this may say except [FR] or [CA]

## Note about Country Codes:

The parts books we use in the United States of America may also contain information about a part that would be different in another country. It is important that you are aware of the country codes in some instances.

Symbol	Country
A	United States of America
CA	Canada
FR	France
GR	Greece
PO	Portugal
AU	Australia

If the remarks column says for example EXCEPT [FR] this part works in all countries except France. That means it will work here in the USA.



LABELS

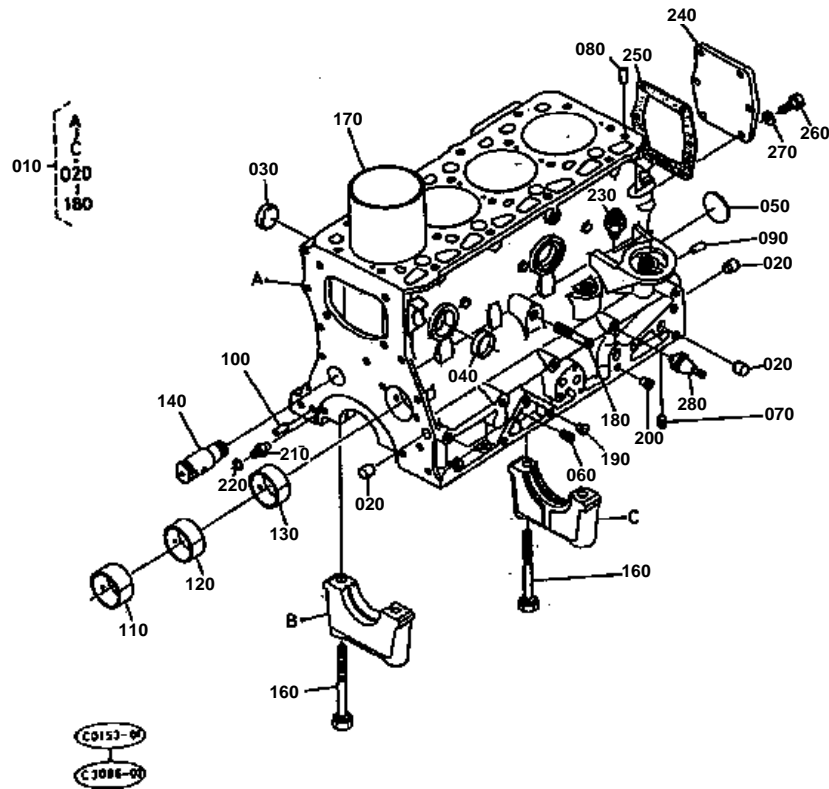
ACCESSORIES

Item	Part No.	Description	Book
ENGINE	01T001	CRANKCASE	100K0004
	01T00201	BREATHER [OLD TYPE]	100K0004
	01T00202	BREATHER [NEW TYPE]	100K0004
	01T003	OIL PUMP	100K0004
	01T00403	OIL PAN [4WD:NEW TYPE]	100K0004
	01T00501	BALANCER [OLD TYPE]	100K0004
	01T00502	BALANCER [NEW TYPE]	100K0004
	01T006	PISTON AND CRANKSHAFT	100K0004
	01T007	FLYWHEEL	100K0004
	01T008	CYLINDER HEAD	100K0004
	01T009	VALVE AND ROCKER ARM	100K0004
	01T010	NOZZLE HOLDER AND FUEL PIPE	100K0004
	01T011	FUEL FILTER [COMPONENT PARTS]	100K0004
	01T013	NOZZLE HOLDER [COMPONENT PARTS]	100K0004
	01T014	CYLINDER HEAD COVER	100K0004
	01T015	INLET MANIFOLD	100K0004
	01T012	SEDIMENTER [COMPONENT PARTS]	100K0004
	01T016	AIR CLEANER (DOUBLE)	100K0004
	01T017	AIR CLEANER (DOUBLE) [COMPONENT PARTS]	100K0004
	01T018	PRE-CLEANER [OPTION]	100K0004
	01T019	EXHAUST MANIFOLD	100K0004
	01T02001	MUFFLER	100K0004
	01T02002	UNDER MUFFLER [OPTION]	100K0004
	01T029	ENGINE STOP ROD	100K0004
	01T030	HAND ACCELERATOR LEVER	100K0004
	01T031	ACCELERATOR PEDAL	100K0004
FUEL SYSTEM	01T032	FUEL TANK	100K0004
	01T033	FUEL TANK BRACKET	100K0004
	01T034	FUEL PIPE	100K0004
COOLING WATER SYSTEM	01T035	RADIATOR	100K0004
	01T036	WATER PIPE	100K0004
ELECTRICAL SYSTEM	01T037	STARTER AND ALTERNATOR	100K0004
	01T038	STARTER [COMPONENT PARTS]	100K0004
	01T03901	DYNAMO [OLD TYPE] [COMPONENT PARTS]	100K0004
	01T03902	ALTERNATOR [NEW TYPE] [COMPONENT PARTS]	100K0004
	01T040	BATTERY	100K0004
	01T041	PANEL BOARD	100K0004
	01T042	PANEL BOARD [COMPONENT PARTS]	100K0004
CLUTCH	01T043	SWITCH	100K0004
	01T044	LIGHT	100K0004
	01T045	WORKING LIGHT [OPTION]	100K0004
	01T046	TRAILER HARNESS [OPTION]	100K0004
	01T047	ELECTRICAL WIRING	100K0004
	01T048	CLUTCH	100K0004
	01T049	CLUTCH FORK	100K0004
	01T050	CLUTCH PEDAL	100K0004
	01T051	PTO CLUTCH FORK	100K0004
	01T052	PTO CLUTCH LEVER	100K0004
	01T053	CLUTCH HOUSING 1	100K0004
	01T054	CLUTCH HOUSING 2	100K0004
TRANSMISSION	01T055	TRANSMISSION CASE	100K0004
	01T056	TRANSMISSION CASE REAR COVER	100K0004
	01T057	PTO PROPELLER SHAFT	100K0004
	01T058	FIRST SHAFT	100K0004
	01T059	COUNTERSHAFT	100K0004
	01T060	BACK IDLE SHAFT	100K0004
	01T06102	CREEP GEAR SHAFT	100K0004
	01T062	HI-LO SHIFT GEAR SHAFT	100K0004

Item	Part No.	Description	Book
TRANSMISSION	01T063	PTO DRIVE SHAFT	100K0004
	01T064	PTO SHAFT	100K0004
SPEED CHANGE LEVER	01T065	MAIN AND HI-LO GEAR SHIFT LEVER	100K0004
	01T066	MAIN GEAR SHIFT FORK	100K0004
	01T067	HI-LO GEAR SHIFT FORK	100K0004
	01T068	CREEP GEAR SHIFT LEVER	100K0004
	01T069	PTO GEAR SHIFT LEVER	100K0004
	01T070	PTO GEAR SHIFT FORK AND PTO COVER	100K0004
	01T071	BEVEL GEAR (REAR)	100K0004
	01T072	DIFFERENTIAL (REAR)	100K0004
	01T073	DIFF.LOCK PEDAL	100K0004
REAR AXLE	01T074	REAR AXLE CASE	100K0004
	01T075	REAR AXLE	100K0004
BRAKE	01T076	BRAKE	100K0004
	01T077	BRAKE PEDAL	100K0004
	01T078	BRAKE ROD	100K0004
	01T079	PARKING BRAKE LEVER	100K0004
FRONT AXLE	01T08201	FRONT DRIVE SHAFT [OLD TYPE]	100K0004
	01T08202	FRONT DRIVE SHAFT [NEW TYPE]	100K0004
	01T083	FRONT DRIVE CASE [OLD TYPE]	100K0004
	01T08401	PROPELLER SHAFT [OLD TYPE]	100K0004
	01T08402	PROPELLER SHAFT [NEW TYPE]	100K0004
	01T08501	FRONT DIFF.CASE BRACKET [OLD TYPE]	100K0004
	01T08502	FRONT DIFF.CASE BRACKET [NEW TYPE]	100K0004
	01T08601	FRONT DIFF.CASE [OLD TYPE]	100K0004
	01T08602	FRONT DIFF.CASE [NEW TYPE]	100K0004
	01T08701	BEVEL GEAR (FRONT) [OLD TYPE]	100K0004
	01T08702	BEVEL GEAR (FRONT) [NEW TYPE]	100K0004
	01T08801	DIFFERENTIAL (FRONT) [OLD TYPE]	100K0004
	01T08802	DIFFERENTIAL (FRONT) [NEW TYPE]	100K0004
	01T089	DIFF.LOCK CLUTCH [NEW TYPE]	100K0004
	01T09001	DIFF.LOCK PEDAL [OLD TYPE]	100K0004
	01T09002	DIFF.LOCK PEDAL [NEW TYPE]	100K0004
	01T09101	DIFF.GEAR SHAFT [OLD TYPE]	100K0004
	01T09102	DIFF.GEAR SHAFT [NEW TYPE]	100K0004
	01T09201	BEVEL GEAR CASE [OLD TYPE]	100K0004
	01T09202	BEVEL GEAR CASE [NEW TYPE]	100K0004
	01T093	FRONT WHEEL CASE SUPPORT [OLD TYPE]	100K0004
	01T094	KNUCKLE ARM	100K0004
	01T095	FRONT WHEEL CASE [NEW TYPE]	100K0004
	01T09601	FRONT AXLE [OLD TYPE]	100K0004
	01T09602	FRONT AXLE [NEW TYPE]	100K0004
	01T097	FRONT WHEEL DRIVE LEVER	100K0004
	01T098	FRONT WHEEL DRIVE FORK	100K0004
	01T09902	FRONT AXLE BRACKET	100K0004
STEERING	01T10002	STEERING LINKAGE [OLD TYPE]	100K0004
	01T10003	STEERING LINKAGE [NEW TYPE]	100K0004
	01T10102	STEERING CYLINDER [OLD TYPE 1] [COMPONENT PARTS]	100K0004
	01T10103	STEERING CYLINDER [OLD TYPE 2] [COMPONENT PARTS]	100K0004
	01T10104	STEERING CYLINDER [NEW TYPE] [COMPONENT PARTS]	100K0004
	01T102	STEERING HANDLE	100K0004
	01T103	STEERING CONTROLLER [COMPONENT PARTS] [OLD TYPE]	100K0004
	01T10301	STEERING CONTROLLER [COMPONENT PARTS] [NEW TYPE]	100K0004
HYDRAULIC SYSTEM	01T104	POWER STEERING OIL PUMP	100K0004

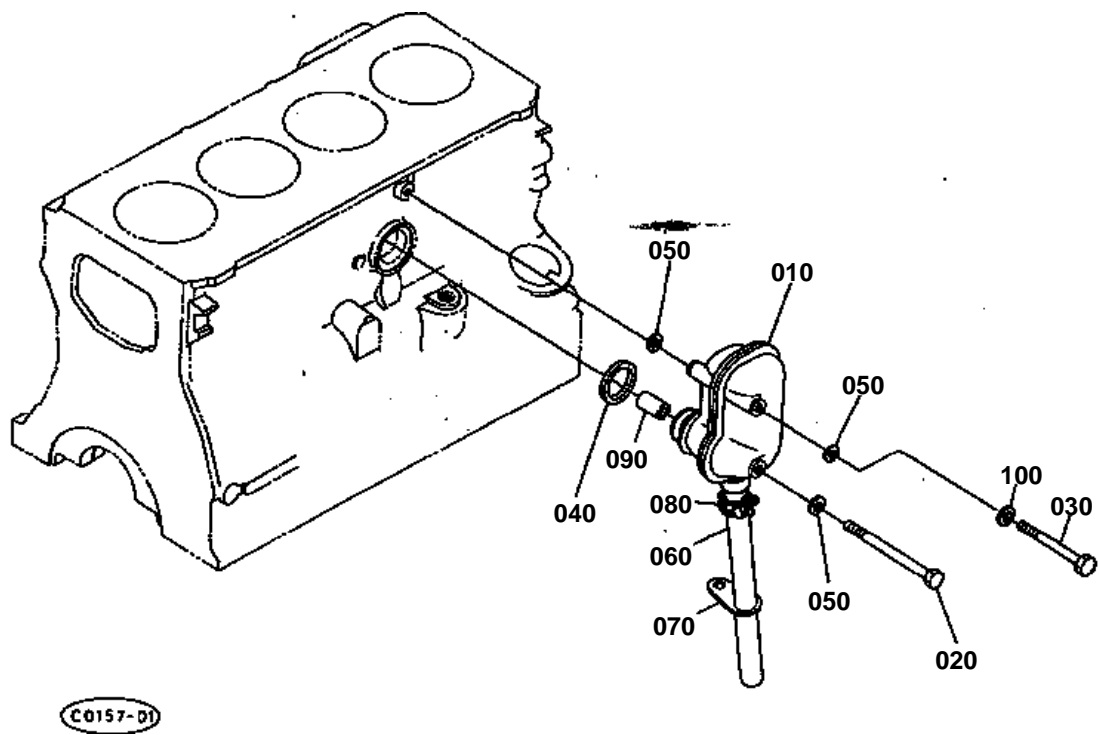
Item	Part No.	Description	Book
HYDRAULIC SYSTEM	01T105	POWER STEERING OIL PUMP [COMPONENT PARTS]	100K0004
	01T106	POWER STEERING OIL TANK	100K0004
	01T10702	POWER STEERING OIL PIPE 1 [OLD TYPE]	100K0004
	01T10703	POWER STEERING OIL PIPE 1 [NEW TYPE]	100K0004
	01T108	POWER STEERING OIL PIPE 2	100K0004
	01T109	HYDRAULIC PUMP	100K0004
	01T110	HYDRAULIC PUMP [COMPONENT PARTS]	100K0004
	01T111	HYDRAULIC SUCTION PIPE	100K0004
	01T112	HYDRAULIC DELIVERY PIPE	100K0004
	01T113	HYD.CYLINDER LINER	100K0004
	01T114	CONTROL VALVE [COMPONENT PARTS]	100K0004
	01T11501	AUX.CONTROL VALVE 1	100K0004
	01T11502	AUX.CONTROL VALVE 2 [OPTION]	100K0004
	01T11503	AUX.CONTROL VALVE 3 [OPTION]	100K0004
	01T11504	AUX.CONTROL VALVE 4 [OPTION]	100K0004
	01T11601	AUX.CONTROL VALVE 1 [COMPONENT PARTS]	100K0004
	01T11602	AUX.CONTROL VALVE 2 [COMPONENT PARTS]	100K0004
	01T11603	AUX.CONTROL VALVE 3 [COMPONENT PARTS]	100K0004
	01T11604	AUX.CONTROL VALVE 4 [COMPONENT PARTS]	100K0004
	01T117	HYDRAULIC COUPLER HOSE	100K0004
	01T118	HYDRAULIC CYLINDER BODY	100K0004
	01T119	DOWN SPEED ADJUSTING ROD	100K0004
	01T120	HYDRAULIC LIFT LEVER	100K0004
	01T121	HYDRAULIC SYSTEM 1	100K0004
	01T122	HYDRAULIC SYSTEM 2	100K0004
	01T123	HYDRAULIC SYSTEM 3	100K0004
	01T124	HYD.CONTROL LEVER GUIDE	100K0004
	01T125	DRAFT AND POSITION CONTROL LEVER	100K0004
	01T12601	LOWER LINK	100K0004
	01T12602	TELESCOPE LOWER LINK [OPTION]	100K0004
	01T127	CHECK CHAIN	100K0004
	01T128	LIFT ROD RH	100K0004
	01T129	LIFT ROD LH	100K0004
	01T130	TOP LINK	100K0004
	01T131	TOP LINK BRACKET	100K0004
SWINGING DRAWBAR AND HITCH	01T132	SWINGING DRAWBAR	100K0004
	01T133	DRAWBAR HITCH [OPTION]	100K0004
HOOD(BONNET) AND CHASSIS	01T134	HOOD FRONT (BONNET FRONT) 1	100K0004
	01T135	HOOD (BONNET) 2	100K0004
	01T136	HOOD REAR (BONNET REAR) 3	100K0004
	01T137	SEAT	100K0004
	01T138	SEAT [COMPONENT PARTS]	100K0004
	01T139	FENDER	100K0004
	01T140	FENDER BRACKET	100K0004
	01T141	LOW-PROFILE (LOW FENDER) [OPTION]	100K0004
	01T142	STEP	100K0004
	01T143	ROPS	100K0004
LABELS	01T144	LABEL 1	100K0004
	01T145	LABEL 2	100K0004
ACCESSORIES	01T146	ACCESSORIES AND SERVICE PARTS	100K0004

# CRANKCASE



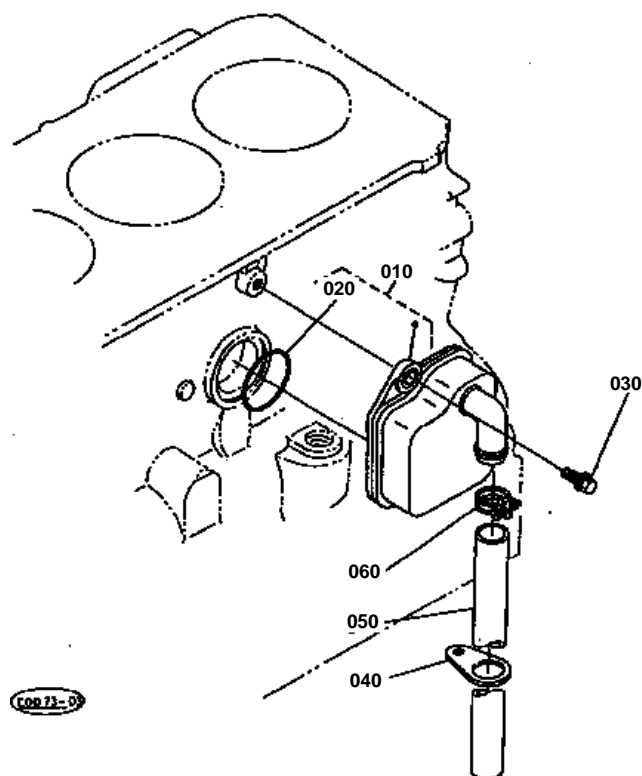
↔ Interchangeable; ≠ not interchangeable; ← new for old; → old for new

REF.No	Part No.	Description	Q'ty	S.No.	I/C	REMARKS	Weight (kgf)	Weight (lb)
010	15457-01014	COMP.CRANKCASE	1	≤75948			103.6	227.92
010	15457-01017	COMP.CRANKCASE	1	≥75949	≠		0	0
020	15451-96860	PLUG	5				0.005	0.011
030	15221-03490	CAP SEALING	4				0.02	0.044
040	15451-96280	CAP SEALING	1				0.026	0.0572
050	06311-75060	PLUG	1				0.046	0.1012
060	15521-96020	PLUG	4				0.003	0.0066
070	15451-96030	PLUG	1				0.015	0.033
080	15451-94930	PIN PIPE	1				0.005	0.011
090	05012-00812	PIN STRAIGHT	2				0.006	0.0132
100	05012-01016	PIN STRAIGHT	2				0.01	0.022
110	15481-16410	METAL CAMSHAFT	1				0.062	0.1364
120	15481-16420	METAL CAMSHAFT	1				0.06	0.132
130	15481-16430	METAL CAMSHAFT	1				0.05	0.11
140	16541-24050	COMP.SHAFT IDLE GEAR	1	≤75948			0.3	0.66
140	16551-24050	COMP.SHAFT GEAR	1	≥75949	≠		0.665	1.463
150	99999-99999	BLANK	0				0	0
160	15451-04560	BOLT BEARING CASE	10				0.185	0.407
170	15451-02310	LINER CYLINDER	4	≤68273			1.2	2.64
170	16540-99630	LINER CYLINDER	4	≥68274	↔		1.25	2.75
180	15321-73340	PIPE WATER RETURN	1				0.016	0.0352
190	34150-27580	PLUG	6				0.001	0.0022
200	32210-27580	PLUG	6				0.001	0.0022
210	15451-04250	JOINT PIPE	1				0.01	0.022
220	15451-96760	O RING	1				0.001	0.0022
230	15451-32290	JOINT PIPE	1				0.061	0.1342
240	15451-73910	COVER WATER	1				0.6	1.32
250	15451-73920	GASKET WATER COVER	1				0	0
260	01053-50818	BOLT	6				0.011	0.0242
270	04512-50080	WASHER SPRING	6				0	0
280	15451-39012	SWITCH OIL	1				0.032	0.0704

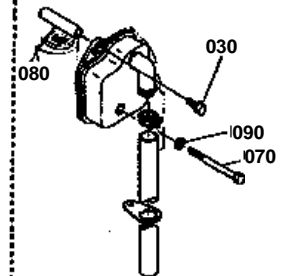


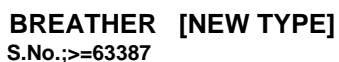






030 01754-50818  
 070 16541-9104-0  
 080 16541-0554-0  
 090 04717-00800





REF.No	Part No.	Description	Q'ty	S.No.	I/C	REMARKS	Weight (kgf)	Weight (lb)
010	16541-05020	COMP.BREATHER	1				0	0
020	04815-00320	O RING	1				0	0
030	01754-50818	BOLT FLANGE	1	<=75948			0.011	0.0242
030	01125-50820	BOLT	1	>=75949	←		0	0
040	15571-05580	CLAMP PIPE	1				0.02	0.044
050	15571-05510	PIPE BREATHER	1				0.14	0.308
060	13412-12130	BAND MUFFLER	1				0.02	0.044
070	16541-91040	BOLT	1	<=75948			0.03	0.066
080	16541-05540	COLLAR BREATHER	1	<=75948			0.05	0.11
090	04717-00800	WASHER WITH RUBBER	1	<=75948			0.001	0.0022

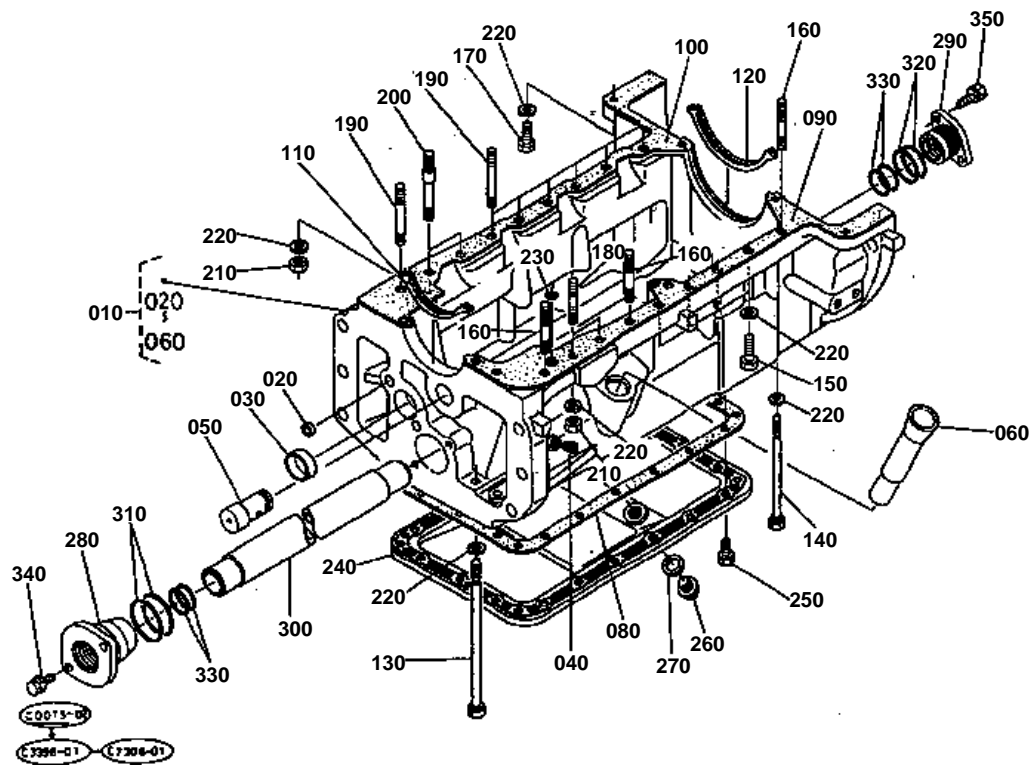




## OIL PUMP

↔ Interchangeable; ≠ not interchangeable; ← new for old; → old for new

REF.No	Part No.	Description	Q'ty	S.No.	I/C	REMARKS	Weight (kgf)	Weight (lb)
010	15451-32110	FILTER OIL	1	≤65877			0.36	0.792
010	16541-32110	FILTER OIL	1	≥65878	≠		0.37	0.814
020	15451-32270	GASKET OIL FILTER	1				0	0
030	01053-50820	BOLT	3	≤65877			0.012	0.0264
030	01754-50816	BOLT FLANGE	3	≥65878	≠		0.011	0.0242
040	01053-50816	BOLT	1	≤65877			0.011	0.0242
040	01754-50812	BOLT FLANGE	1	≥65878	≠		0.01	0.022
050	16121-32430	CARTRIDGE OIL FILTER	1				0.98	2.156
060	16121-33140	PLUG OIL FILLER	1				0.05	0.11
070	04811-50300	O RING	1				0	0
080	16541-35010	ASSY PUMP OIL	1				3.68	8.096
090	15481-35050	ASSY GEAR	1				0.45	0.99
100	99999-99999	BLANK	0				0	0
110	99999-99999	BLANK	0				0	0
120	15481-35060	ASSY SHAFT	1				1.5	3.3
130	15481-35130	COVER	1				0.7	1.54
140	01123-50835	BOLT	4				0.02	0.044
150	15451-96770	O RING	1				0.001	0.0022
160	01754-50820	BOLT FLANGE	2				0.015	0.033
170	15109-33630	PLUG DRAIN	1				0.025	0.055
180	15109-33660	GASKET	1				0.001	0.0022
190	15481-36070	ASSY VALVE RELIEF	1				0.2	0.44
200	15481-36920	VALVE RELIEF	1				0.03	0.066
210	15481-36950	SPRING	1				0.015	0.033
220	15481-96700	GASKET	1				0.002	0.0044
230	04811-00180	O RING	1				0	0
240	15451-96690	GASKET	1				0	0
250	01754-50835	BOLT FLANGE	3				0.019	0.0418
260	04012-50080	WASHER PLAIN	1	≤65877			0.001	0.0022
270	04512-50080	WASHER SPRING	4	≤65877			0	0



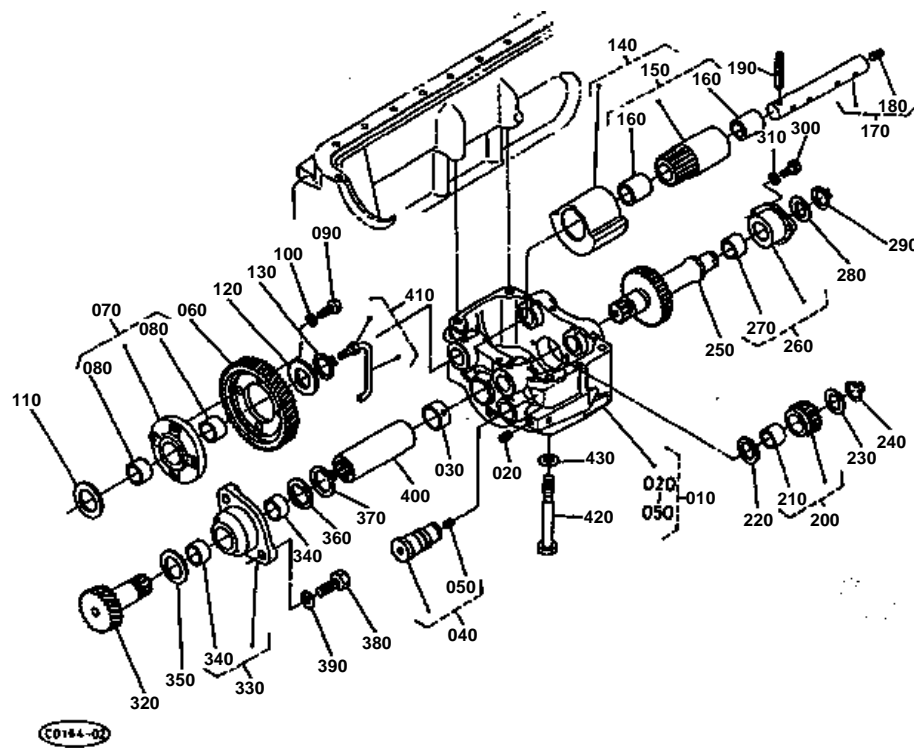


**OIL PAN [4WD:NEW TYPE]**  
S.No.;>=80955

↔ Interchangeable; ≠ not interchangeable; ← new for old; → old for new

REF.No	Part No.	Description	Q'ty	S.No.	I/C	REMARKS	Weight (kgf)	Weight (lb)
010	16505-01502	COMP.OIL PAN	1				60	132
020	06311-85016	CAP SEALING	2				0.003	0.0066
030	16541-96290	CAP SEALING	1				0.04	0.088
040	15521-96020	PLUG	1				0.003	0.0066
050	15451-24260	SHAFT IDLE GEAR	1				0.5	1.1
060	16121-33110	PIPE OIL FILLER	1				0.35	0.77
070	99999-99999	BLANK	0				0	0
080	15451-01683	GASKET	1				0.07	0.154
090	15451-01620	GASKET OIL PAN	1				0	0
100	16505-01630	GASKET OIL PAN	1				0	0
110	16541-01640	GASKET OIL PAN	1				0.012	0.0264
120	16541-01650	GASKET OIL PAN	1				0.02	0.044
130	16541-91010	BOLT	3				0.19	0.418
140	15451-91020	BOLT	2				0.116	0.2552
150	15707-91030	BOLT	4				0.05	0.11
160	15481-91500	STUD	3				0.04	0.088
170	01076-51038	BOLT	2				0.035	0.077
180	15454-91500	STUD	2				0.115	0.253
190	16541-91500	STUD	7				0.05	0.11
200	16541-91510	STUD	2				0.05	0.11
210	02076-50100	NUT	14				0.006	0.0132
220	04512-50100	WASHER SPRING	25				0	0
230	04811-06110	O RING	1				0	0
240	15451-01674	COVER OIL PAN	1				3.7	8.14
250	01123-50818	BOLT	22				0.012	0.0264
260	15451-33750	PLUG DRAIN	1				0	0
270	15451-96670	GASKET	1				0.003	0.0066
280	16541-01890	FLANGE	1				0.38	0.836
290	16505-01900	FLANGE	1				0.38	0.836
300	16541-01880	PIPE	1				1.69	3.718
310	04814-50650	O RING	2				0.003	0.0066
320	04814-06500	O RING	2				0.002	0.0044
330	04814-06420	O RING	4				0.002	0.0044
340	01754-50816	BOLT FLANGE	2				0.011	0.0242
350	01123-50822	BOLT	2				0.012	0.0264

# BALANCER [OLD TYPE]



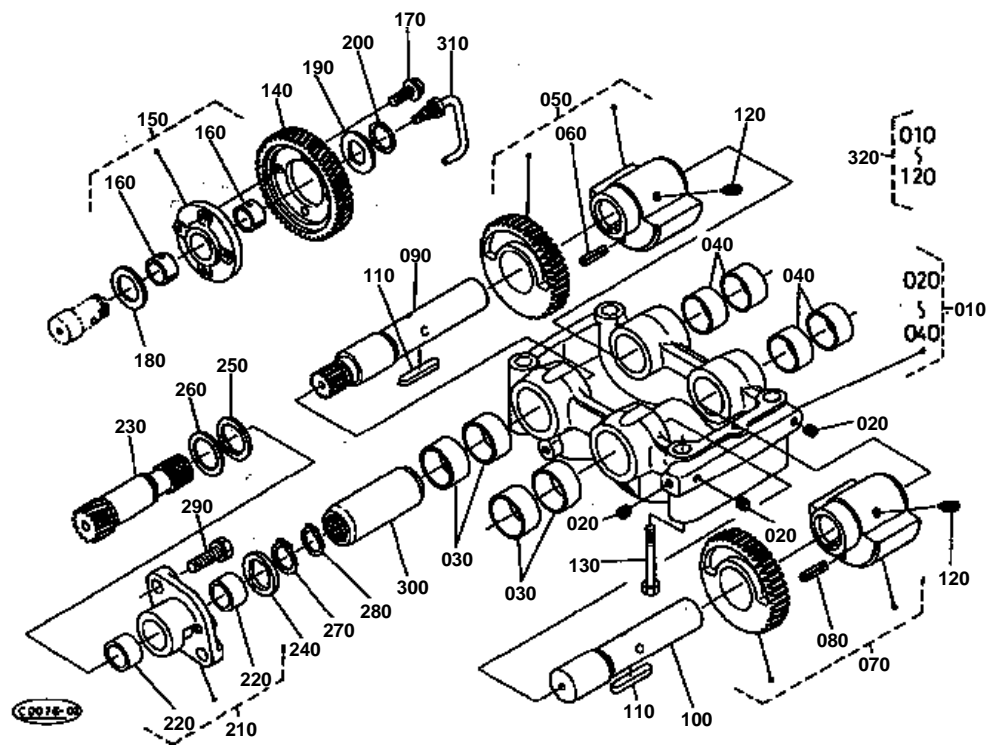




**BALANCER [OLD TYPE]**  
S.No.;<=67554

↔ Interchangeable; ≠ not interchangeable; ← new for old; → old for new

REF.No	Part No.	Description	Q'ty	S.No.	I/C	REMARKS	Weight (kgf)	Weight (lb)
010	15451-26200	COMP CASE BALANCER	1				8.8	19.36
020	15451-96020	PLUG	6				0.006	0.0132
030	15451-24980	BUSH	1				0	0
040	15451-26400	ASSY SHAFT	1				0.33	0.726
050	03410-50810	SCREW SET	1				0.003	0.0066
060	15451-24220	GEAR IDLE	1				1.35	2.97
070	16541-24070	COMP FLANGE	1				0.83	1.826
080	16541-24280	BUSH	2				0.03	0.066
090	01053-50825	BOLT	4				0.014	0.0308
100	04512-50080	WASHER SPRING	4				0	0
110	15451-24382	COLLAR	1				0.03	0.066
120	15451-24370	COLLAR	1				0.03	0.066
130	15451-95390	CIR CLIP EXTERNAL	1				0.007	0.0154
140	15451-26010	COMP BALANCER	2				2.3	5.06
150	15451-26050	COMP.GEAR BALANCER	2				0.822	1.8084
160	15451-26970	METAL BALANCER SHAFT	4				0.06	0.132
170	15451-26300	ASSY SHAFT BALANCER	2				0.6	1.32
180	15451-96020	PLUG	2				0.006	0.0132
190	05411-00863	PIN SPRING	2				0.015	0.033
200	15451-26020	COMP.GEAR BALANCER	1				0.198	0.4356
210	15451-26980	METAL BALANCER SHAFT	1				0.02	0.044
220	15451-26570	COLLAR	1				0.009	0.0198
230	15451-26580	COLLAR	1				0.012	0.0264
240	15451-95380	CIR CLIP EXTERNAL	1				0.004	0.0088
250	15451-26460	GEAR BALANCER	1				1.75	3.85
260	15451-26030	COMP SUPPORT BEARING	1				0.38	0.836
270	15451-26990	METAL BALANCER SHAFT	1				0.02	0.044
280	15451-26580	COLLAR	1				0.012	0.0264
290	15451-95380	CIR CLIP EXTERNAL	1				0.004	0.0088
300	01053-50820	BOLT	2				0.012	0.0264
310	04512-50080	WASHER SPRING	2				0	0
320	15451-26470	GEAR BALANCER	1				0.97	2.134
330	15451-26040	COMP SUPPORT BEARING	1				1	2.2
340	15451-24980	BUSH	2				0	0
350	15451-24360	COLLAR	1				0.015	0.033
360	15451-26590	COLLAR	1				0.02	0.044
370	15451-95390	CIR CLIP EXTERNAL	1				0.007	0.0154
380	01073-51235	BOLT	2				0.045	0.099
390	04512-50120	WASHER SPRING	2				0	0
400	15451-26550	COUPLING	1				0.95	2.09
410	15451-33040	COMP.PIPE OIL	1				0.03	0.066
420	15451-03450	BOLT CYLINDER HEAD	4				0.119	0.2618
430	15451-03540	WASHER CYL.HEAD	4				0.003	0.0066

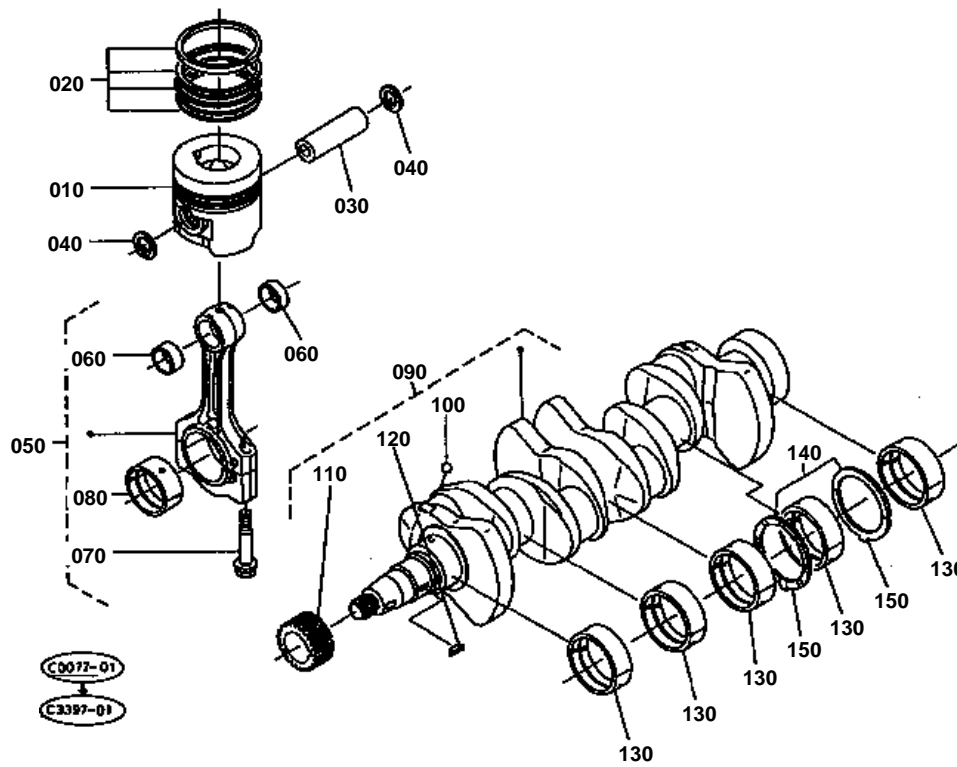




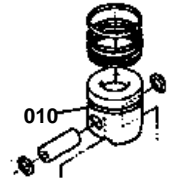
**BALANCER [NEW TYPE]**  
S.No.;>=67555

↔ Interchangeable; ≠ not interchangeable; ← new for old; → old for new

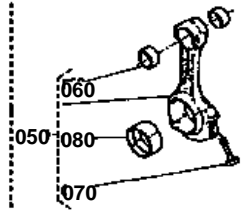
REF.No	Part No.	Description	Q'ty	S.No.	I/C	REMARKS	Weight (kgf)	Weight (lb)
010	16541-26200	COMP CASE BALANCER	1				7.27	15.994
020	15521-96020	PLUG	3				0.003	0.0066
030	16541-26970	METAL BALANCER SHAFT	4				0.04	0.088
040	16541-26980	METAL BALANCER SHAFT	4				0.03	0.066
050	16505-26060	COMP.WEIGHT	1				2.1	4.62
060	05411-00525	PIN SPRING	1				0.002	0.0044
070	16505-26070	COMP.WEIGHT	1				2.2	4.84
080	05411-00525	PIN SPRING	1				0.002	0.0044
090	16541-26310	SHAFT BALANCER	1				1.15	2.53
100	16541-26330	SHAFT BALANCER	1				1.02	2.244
110	05712-00550	KEY FEATHER	2				0.012	0.0264
120	03653-50812	SCREW SET	4				0.002	0.0044
130	01779-51290	BOLT UBS	4				0.095	0.209
140	15451-24220	GEAR IDLE	1				1.35	2.97
150	16541-24070	COMP FLANGE	1				0.83	1.826
160	16541-24280	BUSH	2				0.03	0.066
170	01754-50825	BOLT FLANGE	4				0.01	0.022
180	15451-24382	COLLAR	1				0.03	0.066
190	15451-24370	COLLAR	1				0.03	0.066
200	15451-95390	CIR CLIP EXTERNAL	1				0.007	0.0154
210	16541-26040	COMP SUPPORT BEARING	1				1.03	2.266
220	16541-26990	METAL BALANCER SHAFT	2				0.04	0.088
230	16541-26460	GEAR BALANCER	1				1.27	2.794
240	16541-26570	COLLAR	1				0.01	0.022
250	16541-26580	COLLAR	1				0.01	0.022
260	16541-26590	COLLAR	1				0.01	0.022
270	04612-00290	CIR CLIP EXTERNAL	1				0.003	0.0066
280	04612-00280	CIR CLIP EXTERNAL	1				0.003	0.0066
290	01133-51235	BOLT	2				0.043	0.0946
300	16541-26550	COUPLING	1				0.05	0.11
310	16541-33040	COMP.PIPE OIL	1				0.03	0.066
320	16505-26010	COMP BALANCER	1				13.3	29.26



010 15451-2111-0  
 010 15451-2190-0  
 010 15451-2191-0  
 010 15451-2192-0

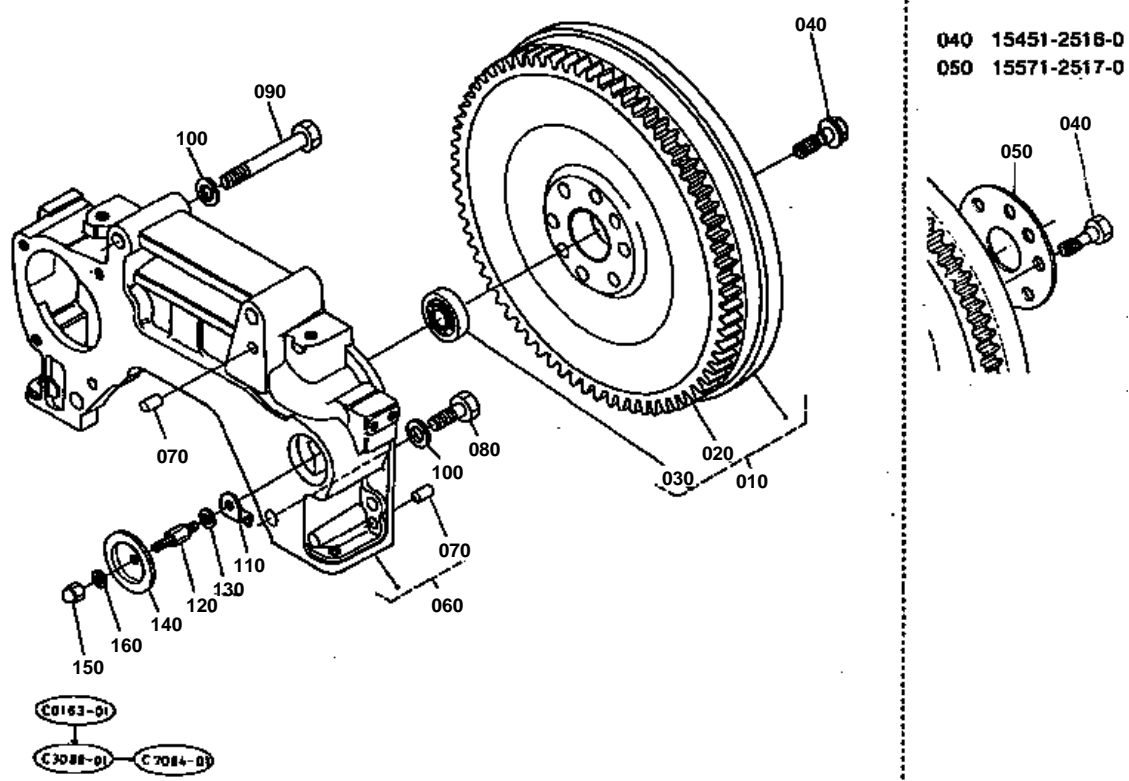


050 15451-2201-0  
 070 15451-2214-0



↔ Interchangeable; ≠ not interchangeable; ← new for old; → old for new

REF.No	Part No.	Description	Q'ty	S.No.	I/C	REMARKS	Weight (kgf)	Weight (lb)
010	15451-21110	PISTON	4	≤67554		STD	1.2	2.64
010	16131-21110	PISTON	4	≥67555	≠	STD	1.15	2.53
010	15451-21900	PISTON	4	≤67554		+0.20MM	1.2	2.64
010	16131-21900	PISTON	4	≥67555	≠	+0.20MM	1.17	2.574
010	15451-21910	PISTON	4	≤67554		+0.40MM	1.3	2.86
010	16131-21910	PISTON	4	≥67555	≠	+0.40MM	1.17	2.574
010	15451-21920	PISTON	4	≤67554		+0.60MM	1.4	3.08
010	16131-21920	PISTON	4	≥67555	≠	+0.60MM	1.17	2.574
020	15451-21050	ASSY PISTON RING	4			STD	0.1	0.22
020	15451-21090	ASSY PISTON RING	4			+0.20MM	0.1	0.22
020	15451-21100	ASSY PISTON RING	4			+0.40MM	0.1	0.22
020	15451-21200	ASSY PISTON RING	4			+0.60MM	0.1	0.22
030	15451-21310	PIN PISTON	4	≤67554		STD	0.45	0.99
030	16541-21310	PIN PISTON	4	≥67555	≠	STD	0.51	1.122
030	15451-21320	PIN PISTON	4	≤67554		+0.20MM	0.462	1.0164
030	16541-21320	PIN PISTON	4	≥67555	≠	+0.20MM	0.53	1.166
040	04611-00340	CIR CLIP INTERNAL	8	≤67554			0.003	0.0066
040	04611-00350	CIR CLIP INTERNAL	8	≥67555	≠		0.003	0.0066
050	15451-22010	ASSY CONNECTING ROD	4	≤67554			2.1	4.62
050	16131-22012	ASSY ROD CONNECTING	4	≥67555	≠		2.1	4.62
060	15451-21980	BUSH PISTON PIN	8	≤67554			0.031	0.0682
060	16541-21980	BUSH PISTON PIN	8	≥67555	≠		0	0
060	15441-21982	BUSH PISTON PIN	8	≥73459	←		0.04	0.088
070	15451-22140	BOLT CONNECTING ROD	8	≤67554			0.062	0.1364
070	16541-22140	BOLT CONNECTING ROD	8	≥67555	≠		0.07	0.154
080	15451-22310	METAL CRANKPIN	4	≤67554		STD	0.1	0.22
080	16541-22313	METAL CRANKPIN	4	≥67555	≠	STD	0.08	0.176
080	15451-22970	METAL CRANKPIN	4	≤67554		-0.25MM	0.1	0.22
080	16541-22970	METAL CRANKPIN	4	≥67555	≠	-0.25MM	0.03	0.066
080	15451-22980	METAL CRANKPIN	4	≤67554		-0.50MM	0.115	0.253
080	16541-22980	METAL CRANKPIN	4	≥67555	≠	-0.50MM	0.11	0.242
080	15451-22990	METAL CRANKPIN	4	≤67554		-0.75MM	0.12	0.264
080	16541-22990	METAL CRANKPIN	4	≥67555	≠	-0.75MM	0.03	0.066
090	15452-23012	COMP.CRANKSHAFT	1	≤67554			0	0
090	16131-23010	COMP.CRANKSHAFT	1	≥67555	≠		38	83.6
100	15451-96850	PLUG	4	≤67554			0.002	0.0044
100	07715-03209	BALL	4	≥67555	≠		0.002	0.0044
110	15451-24110	GEAR CRANKSHAFT	1				0.39	0.858
120	15451-95230	KEY WOODRUFF	1				0.001	0.0022
130	16541-23472	METAL CRANKSHAFT	5			STD	0.12	0.264
130	16541-23910	METAL CRANKSHAFT	5			-0.25MM	0.12	0.264
130	16541-23920	METAL CRANKSHAFT	5			-0.50MM	0.134	0.2948
130	16541-23930	METAL CRANKSHAFT	5			-0.75MM	0.136	0.2992
140	16541-23530	METAL SIDE	2			STD	0.026	0.0572
140	16541-23950	METAL SIDE	2			+0.125MM	0.03	0.066
150	16541-23540	METAL SIDE	2			STD	0.029	0.0638
150	16541-23970	METAL SIDE	2			+0.125MM	0.03	0.066



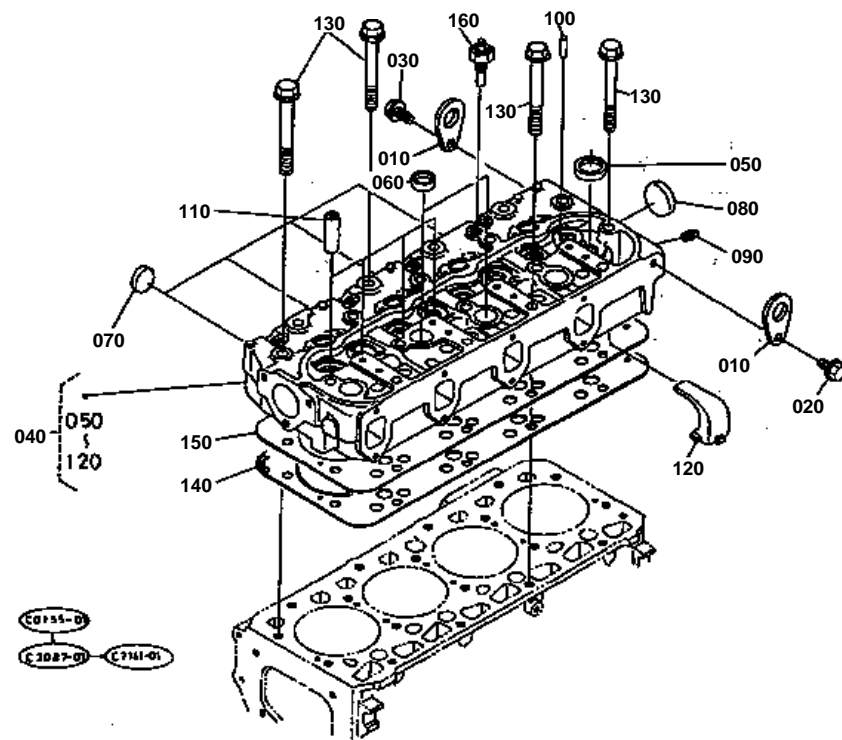


## FLYWHEEL

↔ Interchangeable; ≠ not interchangeable; ← new for old; → old for new

REF.No	Part No.	Description	Q'ty	S.No.	I/C	REMARKS	Weight (kgf)	Weight (lb)
010	15452-25010	COMP.FLYWHEEL	1				0	0
020	16531-63820	GEAR RING	1				0	0
030	08141-06303	BEARING BALL	1				0.108	0.2376
040	15451-25160	BOLT FLYWHEEL	8	≤64288			0.05	0.11
040	15471-25162	BOLT FLYWHEEL	8	≥64289	≠		0.05	0.11
050	15571-25170	WASHER FLYWHEEL	1	≤64288			0.125	0.275
060	15451-04600	COMP.HOUSING F-W.	1				15.4	33.88
070	05012-01016	PIN STRAIGHT	4				0.01	0.022
080	01073-51435	BOLT	2				0.063	0.1386
090	01073-51400	BOLT	2				0.13	0.286
100	04512-50140	WASHER SPRING	4				0	0
110	15451-04670	PLATE TIMING	1				0.015	0.033
120	15451-91500	STUD	1				0.024	0.0528
130	04512-50080	WASHER SPRING	1				0	0
140	15451-04680	COVER	1				0.076	0.1672
150	15451-92330	NUT CAP	1				0.008	0.0176
160	15451-96660	GASKET	1				0.004	0.0088

## CYLINDER HEAD



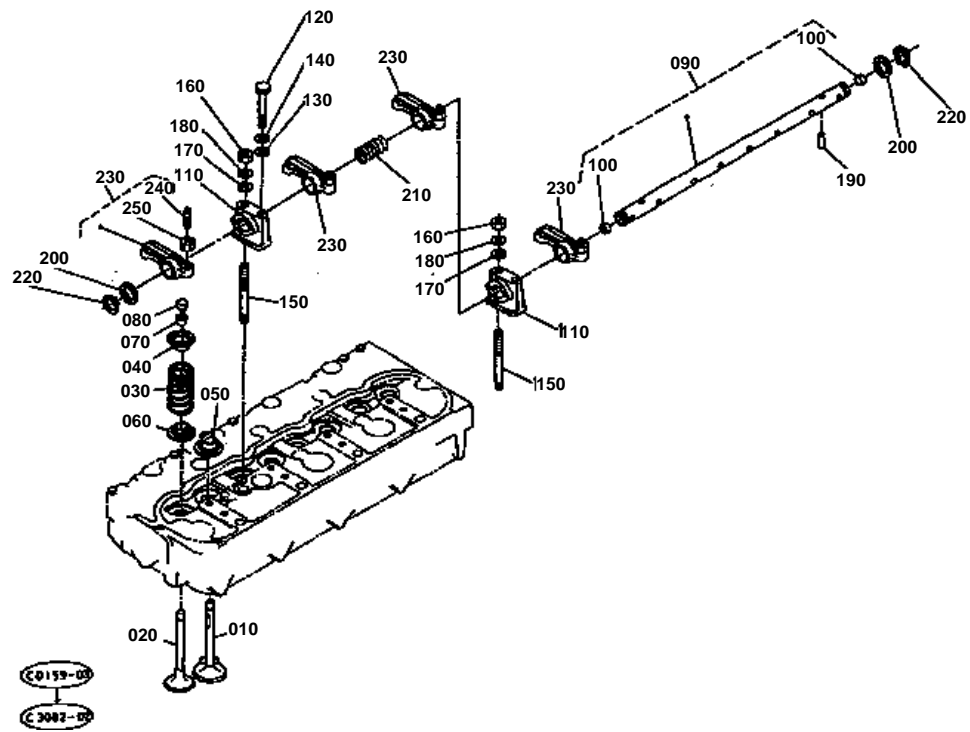




## CYLINDER HEAD

↔ Interchangeable; ≠ not interchangeable; ← new for old; → old for new

REF.No	Part No.	Description	Q'ty	S.No.	I/C	REMARKS	Weight (kgf)	Weight (lb)
010	15451-01750	HOOK ENGINE	2				0.085	0.187
020	01774-51020	BOLT FLANGE	1				0	0
030	01774-51030	BOLT FLANGE	1				0.02	0.044
040	15451-03044	COMP.CYLINDER HEAD	1				35.2	77.44
050	15241-96260	CAP SEALING	1				0.01	0.022
060	15451-96270	CAP SEALING	4				0.012	0.0264
070	15221-03380	CAP SEALING	4				0.017	0.0374
080	15221-03390	CAP SEALING	1				0.03	0.066
090	15521-96020	PLUG	1				0.003	0.0066
100	15451-94520	PIN STRAIGHT	4				0.001	0.0022
110	15451-13583	GUIDE VALVE	8	≤76628			0	0
110	16533-13580	GUIDE VALVE	8	≥76629	↔		0.05	0.11
120	15451-73940	GUIDE WATER	4				0.032	0.0704
130	15451-03460	BOLT CYLINDER HEAD	18				0.148	0.3256
140	15451-03314	GASKET CYLINDER HEAD	1				0	0
150	15451-03323	SHIM CYL.HEAD GASKET	1				0.12	0.264
160	38240-32830	SWITCH THERMOMETER	1				0.03	0.066



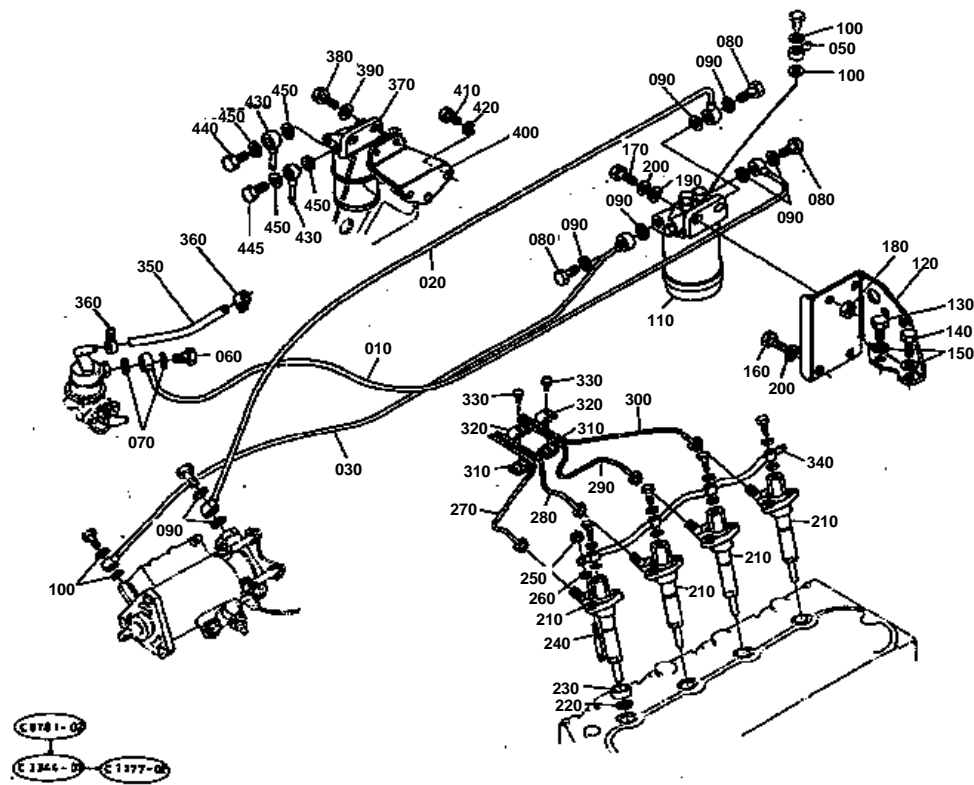


## VALVE AND ROCKER ARM

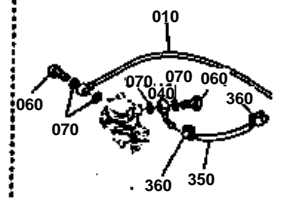
↔ Interchangeable; ≠ not interchangeable; ← new for old; → old for new

REF.No	Part No.	Description	Q'ty	S.No.	I/C	REMARKS	Weight (kgf)	Weight (lb)
010	15451-13112	VALVE INLET	4				0.122	0.2684
020	15451-13122	VALVE EXHAUST	4				0.12	0.264
030	15451-13240	SPRING VALVE	8				0.07	0.154
040	15451-13330	RETAINER VALVE SP.	8				0.035	0.077
050	15451-13410	WASHER INLET VALVE	4				0.035	0.077
060	15481-13420	WASHER EXHAUST VALVE	4				0.02	0.044
070	15451-13360	COLLET VALVE SPRING	8				0.002	0.0044
080	15451-13280	CAP VALVE	8				0.007	0.0154
090	15451-14052	ASSY SHAFT R.ARM	1				0.6	1.32
100	15451-96300	CAP SEALING	2				0.002	0.0044
110	15451-14350	BRACKET ROCKER ARM	4				0.104	0.2288
120	01053-50865	BOLT	4				0.025	0.055
130	04012-50080	WASHER PLAIN	4				0.001	0.0022
140	04512-50080	WASHER SPRING	4				0	0
150	15451-91510	STUD	4				0.033	0.0726
160	02056-50080	NUT	4				0.005	0.011
170	04012-50080	WASHER PLAIN	4				0.001	0.0022
180	04512-50080	WASHER SPRING	4				0	0
190	15451-14420	SCREW SET.ROCKER ARM	1				0.005	0.011
200	15451-14430	WASHER R-ARM.SHAFT	2				0.002	0.0044
210	15451-14310	SPRING ROCKER ARM	3				0.006	0.0132
220	04612-00180	CIR CLIP EXTERNAL	2				0.001	0.0022
230	15451-14033	ASSY ROCKER ARM	8				0.17	0.374
240	15451-14230	SCREW ADJUSTING	8				0.008	0.0176
250	15451-92010	NUT	8				0.005	0.011

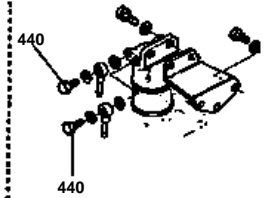
# NOZZLE HOLDER AND FUEL PIPE



010 15351-4208-0  
 040 15451-4218-0  
 060 15108-0558-0  
 070 15109-3366-0  
 360 14301-4275-0



440 16541-9579-0

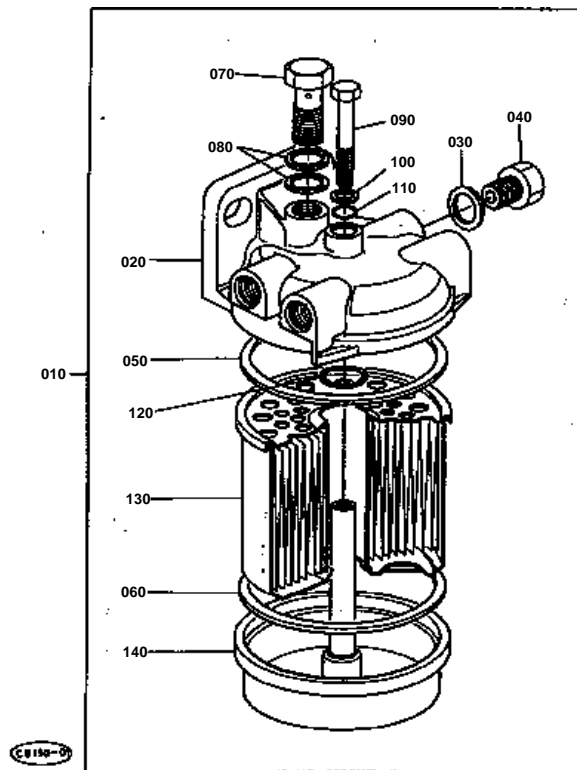




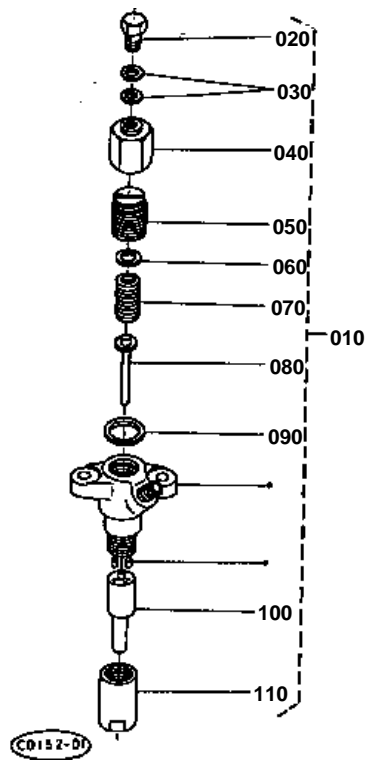
# NOZZLE HOLDER AND FUEL PIPE

↔ Interchangeable; ≠ not interchangeable; ← new for old; → old for new

REF.No	Part No.	Description	Q'ty	S.No.	I/C	REMARKS	Weight (kgf)	Weight (lb)
010	15351-42080	COMP.PIPE FUEL	1	≤67564			0.11	0.242
010	16131-42080	COMP.PIPE FUEL	1	≥67565	≠		0.1	0.22
020	15351-42092	COMP.PIPE FUEL	1				0.12	0.264
030	15351-42100	COMP.PIPE FUEL	1				0.08	0.176
040	15451-42180	PIPE	1	≤67564			0.05	0.11
050	15451-95680	JOINT EYE	1				0.014	0.0308
060	15109-05580	BOLT JOINT	2	≤67564			0.024	0.0528
060	15109-05580	BOLT JOINT	1	≥67565	≠		0.024	0.0528
070	15109-33660	GASKET	4	≤67564			0.001	0.0022
070	15109-33660	GASKET	2	≥67565	≠		0.001	0.0022
080	15451-95790	BOLT EYE JOINT	3	≤71275			0	0
080	16541-95790	BOLT JOINT	3	≥71276	↔		0.03	0.066
090	17105-33680	GASKET	8				0.002	0.0044
100	15109-14630	GASKET	4				0	0
110	15351-43010	ASSY FILTER FUEL	1				0.59	1.298
120	15571-43430	HOLDER FUEL FILTER	1				0.95	2.09
130	01053-50818	BOLT	1				0.011	0.0242
140	01053-50828	BOLT	1				0.014	0.0308
150	04512-50080	WASHER SPRING	2				0	0
160	01073-51020	BOLT	2				0.024	0.0528
170	01073-51030	BOLT	2				0.028	0.0616
180	02076-50100	NUT	2				0.006	0.0132
190	04013-50100	WASHER PLAIN	2				0	0
200	04512-50100	WASHER SPRING	4				0	0
210	15451-53000	ASSY HOLDER NOZZLE	4				0.47	1.034
220	15451-53620	GASKET	4				0.003	0.0066
230	15451-96650	GASKET	4				0.004	0.0088
240	15451-91540	STUD	8				0.02	0.044
250	02056-50080	NUT	8				0.005	0.011
260	04512-50080	WASHER SPRING	8				0	0
270	15451-53710	PIPE INJECTION	1				0.142	0.3124
280	15451-53720	PIPE INJECTION	1				0.145	0.319
290	15451-53730	PIPE INJECTION	1				0.145	0.319
300	15451-53740	PIPE INJECTION	1				0.145	0.319
310	15841-53850	CLAMP PIPE	2				0.01	0.022
320	15841-53860	CLAMP PIPE	2				0.009	0.0198
330	03024-50520	SCREW WITH WASHER	2				0.004	0.0088
340	15714-42500	COMP.PIPE OVER FLOW	1				0.07	0.154
350	36500-04420	PIPE FUEL	1				0.052	0.1144
360	14301-42750	CLIP PIPE	2	≤75948			0.005	0.011
360	14911-42750	CLIP PIPE	2	≥75949	↔		0.002	0.0044
370	15451-43352	SEDIMENTER	1				0.8	1.76
380	01133-51035	BOLT	2				0.03	0.066
390	04013-50100	WASHER PLAIN	2				0	0
400	15451-43430	HOLDER FUEL FILTER	1				0.745	1.639
410	01073-51025	BOLT	3				0.025	0.055
420	04512-50100	WASHER SPRING	3				0	0
430	15451-42170	PIPE	2				0.034	0.0748
440	16541-95790	BOLT JOINT	2	≤77288			0.03	0.066
440	16541-95790	BOLT JOINT	1	≥77289			0.03	0.066
445	15707-95810	BOLT EYE JOINT	1	≥77289			0.034	0.0748
450	17105-33680	GASKET	4				0.002	0.0044

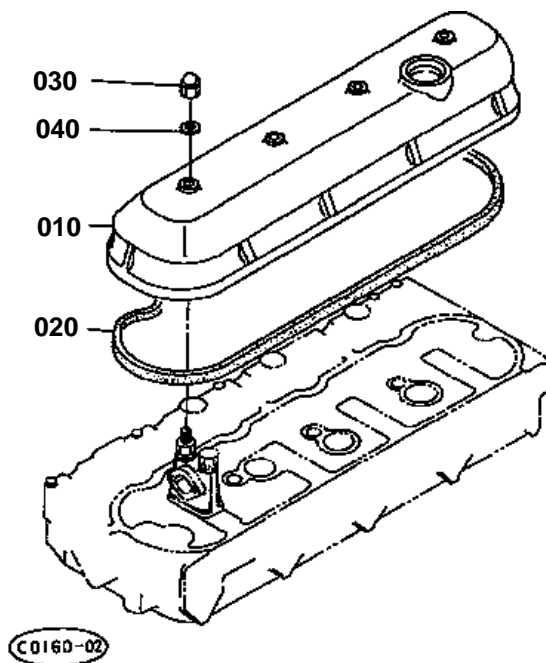




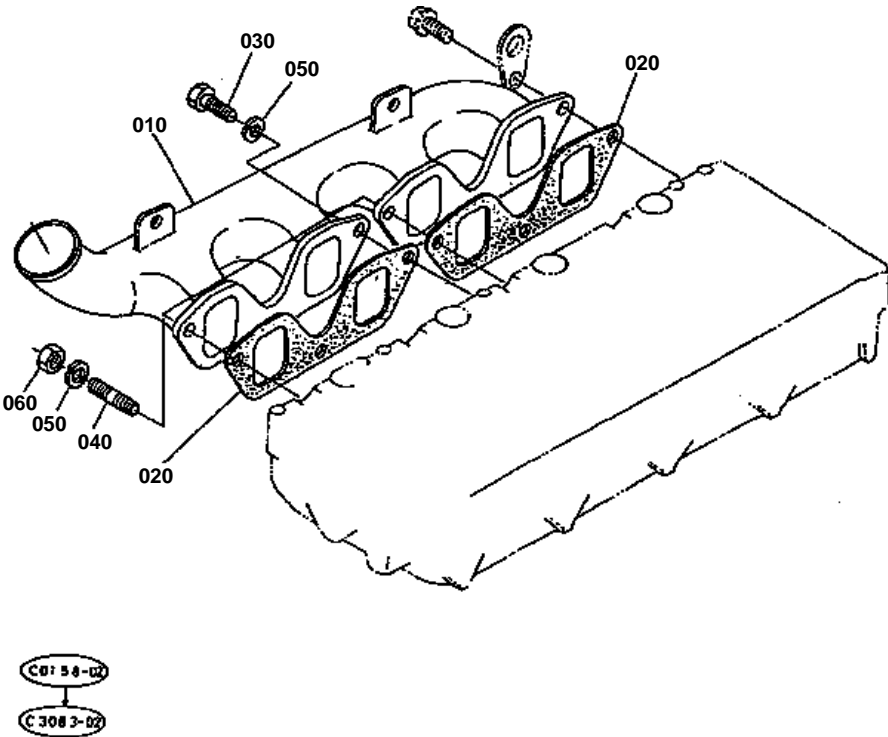




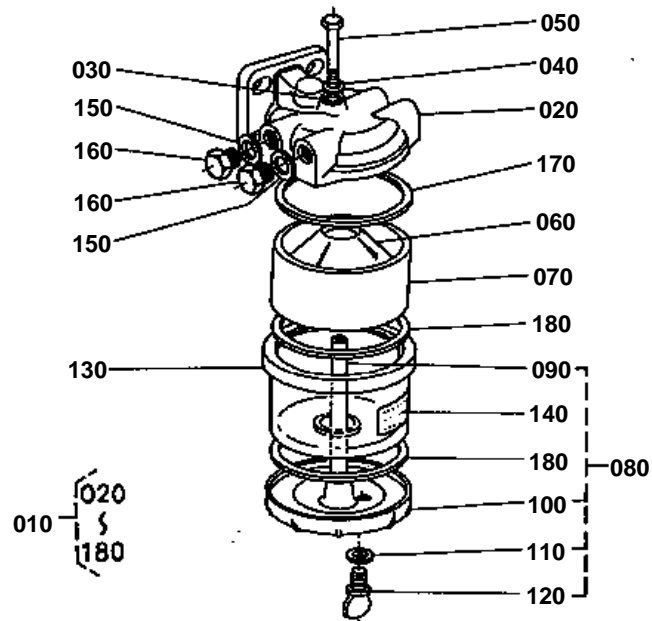










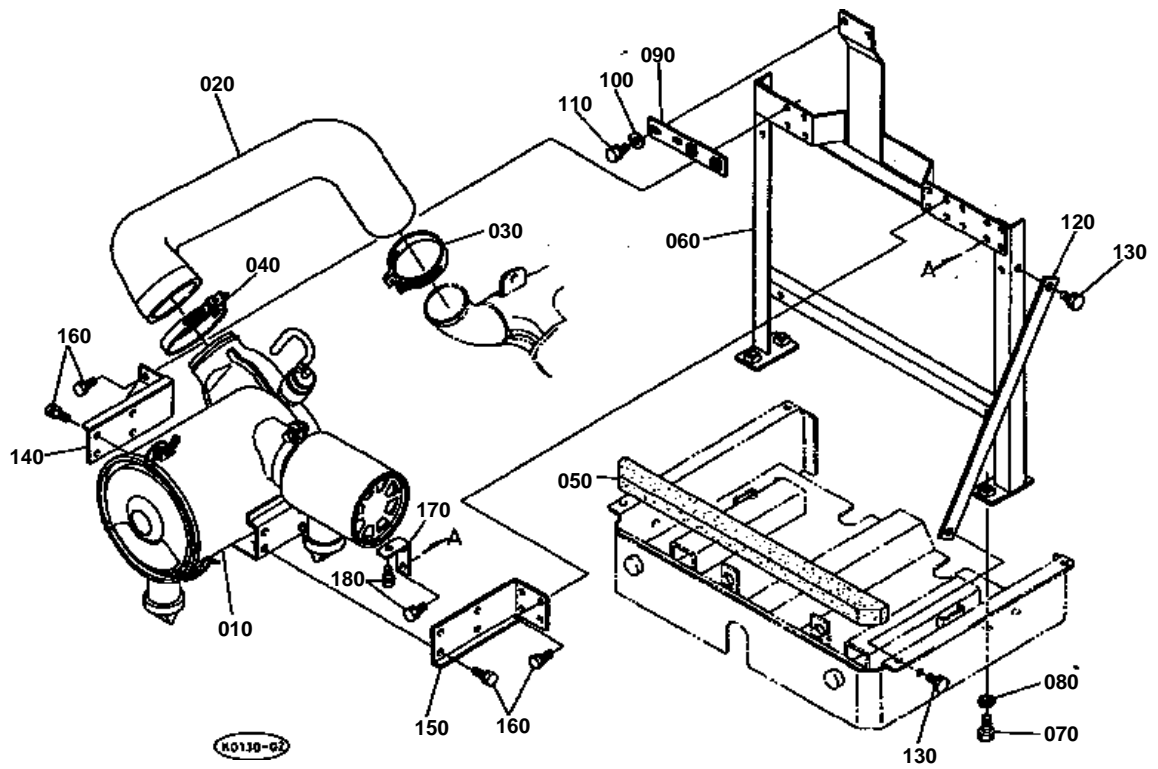


C0151-01

**SEDIMENTER [COMPONENT PARTS]**

↔ Interchangeable; ≠ not interchangeable; ← new for old; → old for new

REF.No	Part No.	Description	Q'ty	S.No.	I/C	REMARKS	Weight (kgf)	Weight (lb)
010	15451-43352	SEDIMENTER	1				0.8	1.76
020	15451-43370	COVER SEDIMENTER	1				0.2	0.44
030	15451-96840	O RING	1				0.002	0.0044
040	15451-94060	WASHER PLAIN	1				0.002	0.0044
050	15451-43420	BOLT CENTER	1				0.018	0.0396
060	15451-43380	ELEMENT	1				0	0
070	15451-43400	BODY SEDIMENTER	1				0.085	0.187
080	15451-43600	ASSY BASE FILTER	1				0.16	0.352
090	15451-43310	STUD	1				0.04	0.088
100	15451-43390	POT	1				0	0
110	15451-98110	WASHER PLAIN	1				0.001	0.0022
120	15451-43270	PLUG DRAIN	1				0.001	0.0022
130	15451-43110	BODY FILTER	1				0.26	0.572
140	15451-87470	LABEL SEDIMENTER	1				0.001	0.0022
150	15451-43630	WASHER	2				0.001	0.0022
160	15451-95860	BOLT EYE JOINT	2				0.028	0.0616
170	15451-43320	GASKET	1				0.003	0.0066
180	15351-43330	GASKET	2				0.004	0.0088

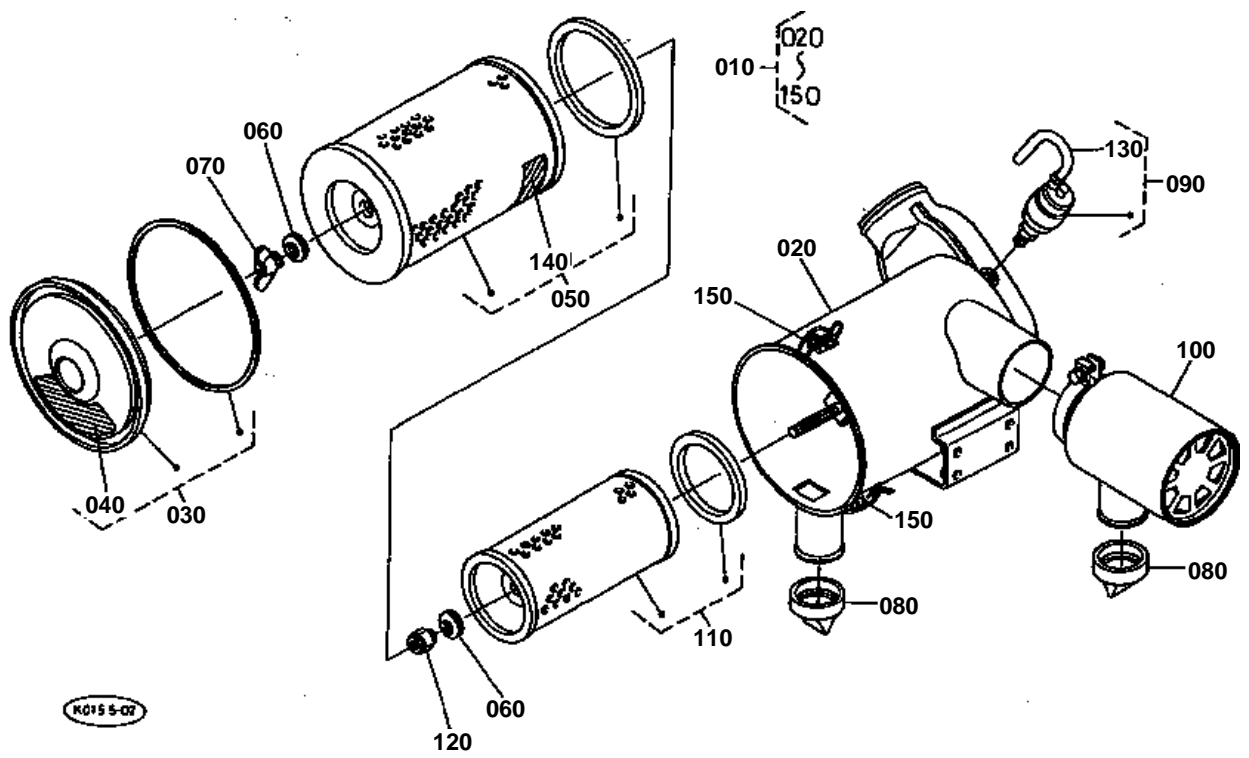




**AIR CLEANER (DOUBLE)**

↔ Interchangeable; ≠ not interchangeable; ← new for old; → old for new

REF.No	Part No.	Description	Q'ty	S.No.	I/C	REMARKS	Weight (kgf)	Weight (lb)
010	15725-11020	ASSY CLEANER AIR	1				5.2	11.44
020	35593-17310	HOSE	1				1.2	2.64
030	35593-74460	BAND PIPE	1				0.03	0.066
040	35593-74470	BAND PIPE	1				0.05	0.11
050	35533-17164	ELEMENT FRONT	1				0.06	0.132
060	35593-19110	SUPPORT AIR CLEANER	1				3.5	7.7
070	01173-51220	BOLT	4				0.03	0.066
080	04512-50120	WASHER SPRING	4				0	0
090	35593-19163	STAY A/C SUPPORT	1				0.102	0.2244
100	04013-50080	WASHER PLAIN	2				0	0
110	01123-50818	BOLT	2				0.012	0.0264
120	35593-19130	PLATE	2				0.25	0.55
130	01133-51020	BOLT	4				0.02	0.044
140	35593-19140	SUPPORT AIR CLEANER	1				0.4	0.88
150	35593-19150	SUPPORT AIR CLEANER	1				0.345	0.759
160	01123-50820	BOLT	16				0.011	0.0242
170	35593-19250	HOLDER	1				0.03	0.066
180	01123-50816	BOLT	3				0	0

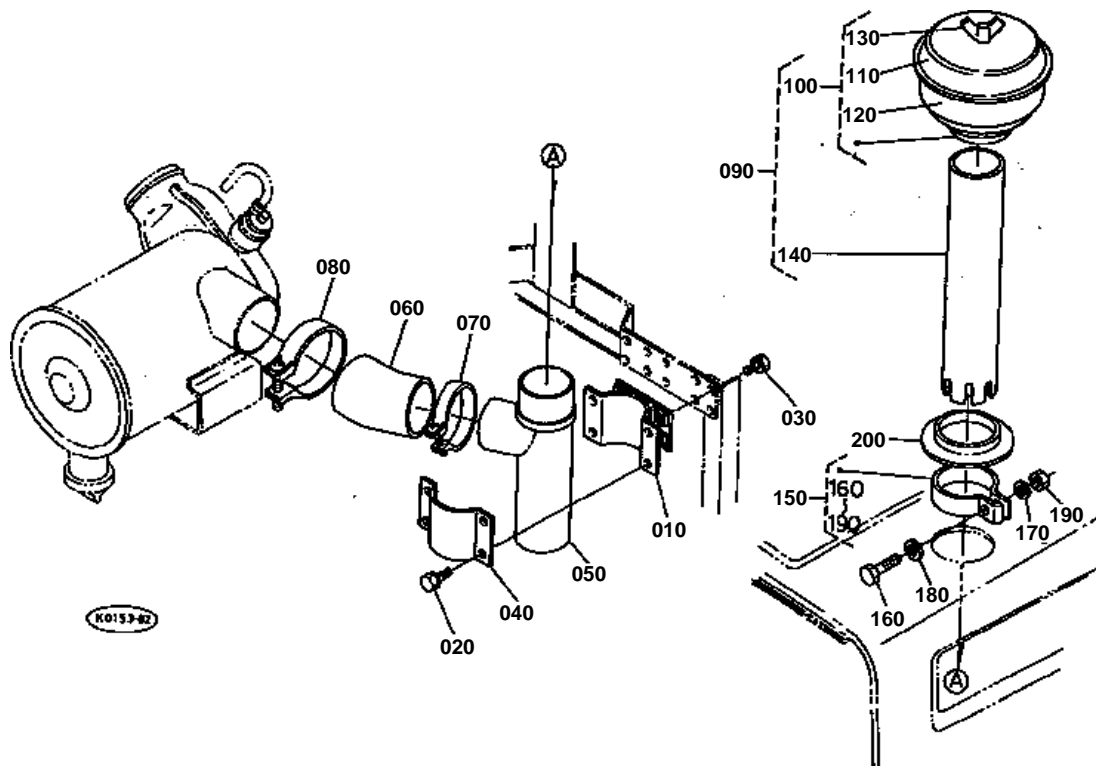




## AIR CLEANER (DOUBLE) [COMPONENT PARTS]

↔ Interchangeable; ≠ not interchangeable; ← new for old; → old for new

REF.No	Part No.	Description	Q'ty	S.No.	I/C	REMARKS	Weight (kgf)	Weight (lb)
010	15725-11020	ASSY CLEANER AIR	1				5.2	11.44
020	15725-11150	ASSY BODY	1				4.31	9.482
030	15725-11160	ASSY COVER	1				0.42	0.924
040	17301-87450	LABEL AIR CLEANER	1				0.002	0.0044
050	17301-11080	ASSY ELEMENT CLEANER	1				0.895	1.969
060	15621-94440	ASSY GASKET	2				0.008	0.0176
070	15621-92640	NUT WING	1				0.05	0.11
080	15483-11470	VALVE	2				0.02	0.044
090	17301-11090	ASSY INDICATOR	1				0.1	0.22
100	17301-11400	ASSY CYCLONE	1				0.98	2.156
110	17301-11180	ELEMENT A/C INNER	1				0.4	0.88
120	15621-92110	NUT	1				0.03	0.066
130	17301-11930	HOSE	1				0.01	0.022
140	15621-87480	LABEL CAUTION	1				0.01	0.022
150	15725-11130	CLAMP	3				0.01	0.022

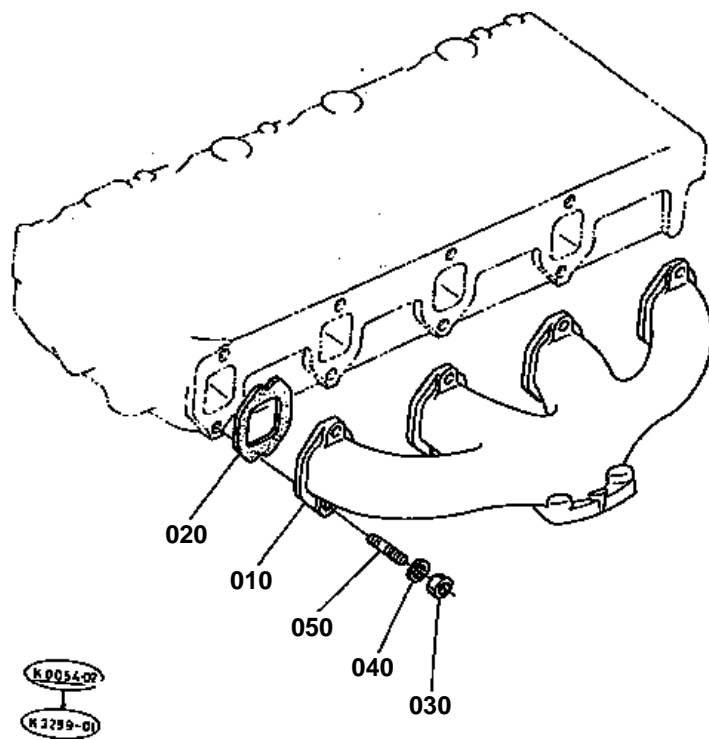


**PRE-CLEANER [OPTION]**

↔ Interchangeable; ≠ not interchangeable; ← new for old; → old for new

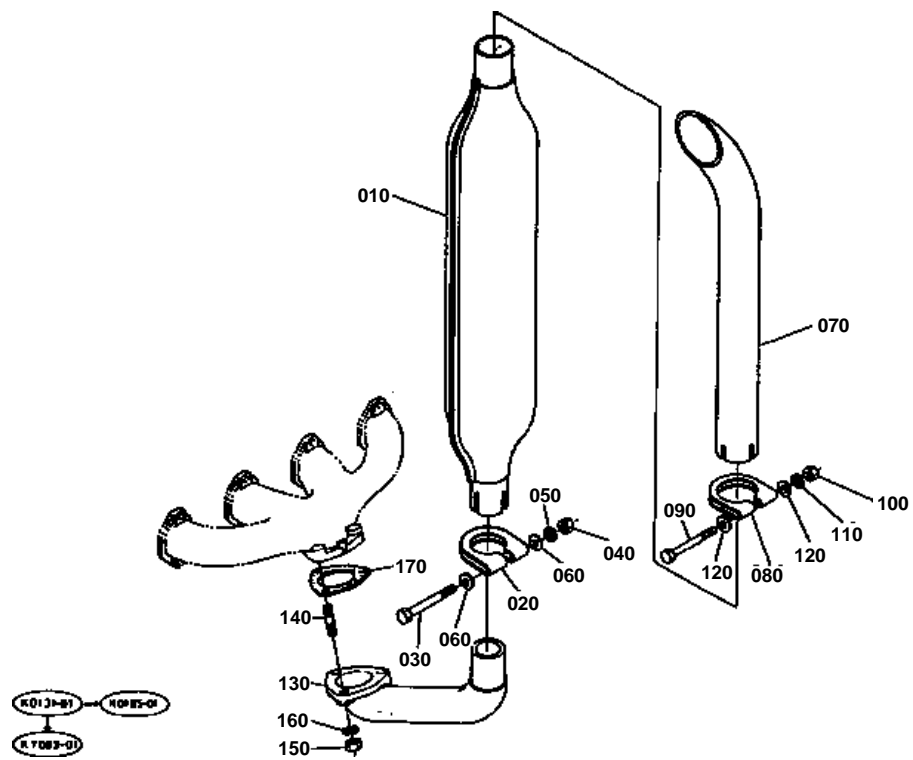
REF.No	Part No.	Description	Q'ty	S.No.	I/C	REMARKS	Weight (kgf)	Weight (lb)
010	35593-19280	STAY PRECLEANER	1				0.4	0.88
020	01123-50830	BOLT	4				0.015	0.033
030	01123-50822	BOLT	4				0.012	0.0264
040	35466-74480	COVER	1				0.28	0.616
050	35466-74430	DUCT	1				0.55	1.21
060	35593-19270	HOSE	1				0.17	0.374
070	35466-74470	BAND PIPE	1				0.05	0.11
080	15571-11720	BAND INLET MANIFOLD	1				0.045	0.099
090	35466-74540	ASSY PIPE PRECLEANER	1				2.65	5.83
100	15453-11040	ASSY PRE-CLEANER	1				1.3	2.86
110	15453-10250	ASSY COVER	1				0.3	0.66
120	15453-10260	BOWL	1				0.2	0.44
130	15453-11530	NUT WING	1				0.005	0.011
140	35466-74510	PIPE PRE-CLEANER	1				1.4	3.08
150	35466-74530	BAND PIPE	1				0.135	0.297
160	01173-51035	BOLT	1				0.025	0.055
170	04512-50100	WASHER SPRING	1				0	0
180	04013-50100	WASHER PLAIN	1				0	0
190	02118-50100	NUT	1				0.005	0.011
200	35999-02100	COVER RUBBER	1				0.04	0.088

## EXHAUST MANIFOLD





## MUFFLER



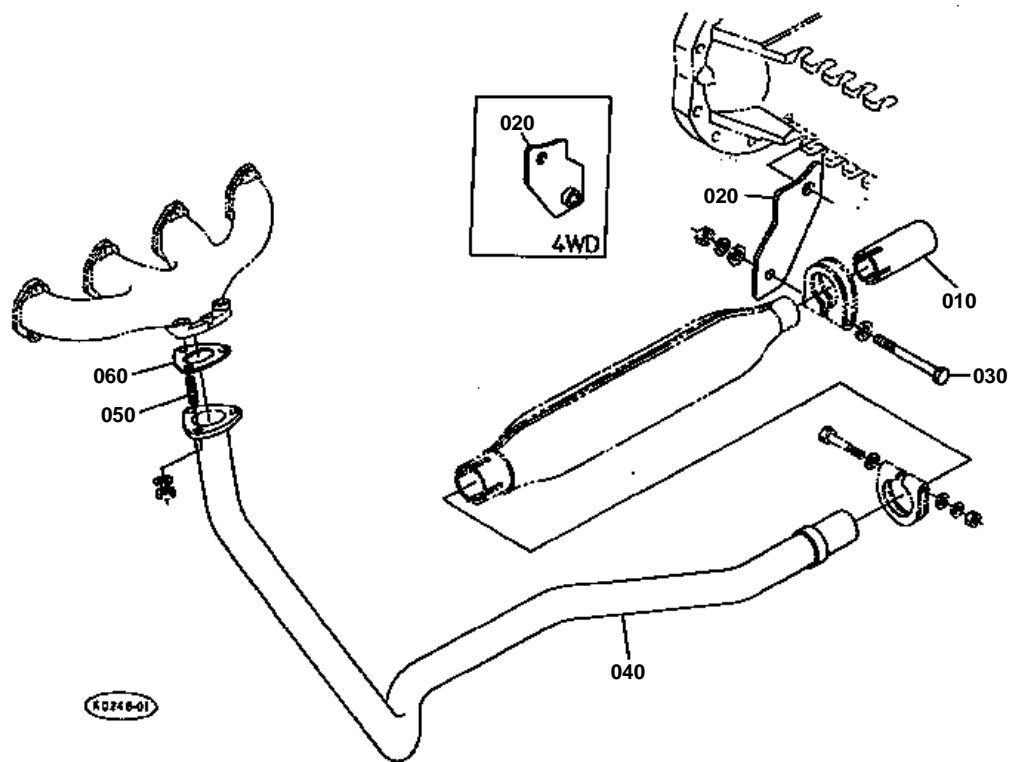




# MUFFLER

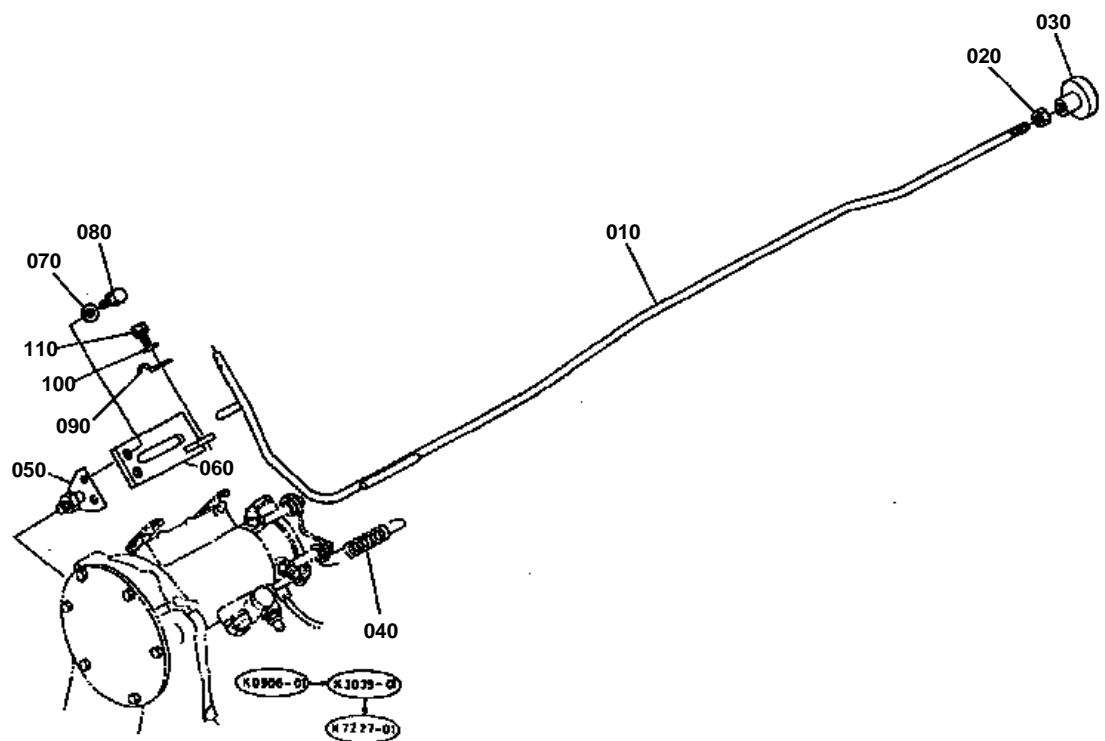
↔ Interchangeable; ≠ not interchangeable; ← new for old; → old for new

REF.No	Part No.	Description	Q'ty	S.No.	I/C	REMARKS	Weight (kgf)	Weight (lb)
010	15453-12110	MUFFLER	1				4.8	10.56
020	15616-12130	BAND MUFFLER	1				0.13	0.286
030	01153-50885	BOLT	1				0.031	0.0682
040	15151-04430	NUT	1				0.006	0.0132
050	04512-50080	WASHER SPRING	1				0	0
060	04012-50080	WASHER PLAIN	2				0.001	0.0022
070	15453-12410	PIPE MUFFLER	1				0.55	1.21
080	15453-12140	BAND PIPE	1				0.05	0.11
090	01053-50880	BOLT	1				0.03	0.066
100	02056-50080	NUT	1				0.005	0.011
110	04512-50080	WASHER SPRING	1				0	0
120	04012-50080	WASHER PLAIN	2				0.001	0.0022
130	15453-12320	FLANGE PIPE	1				1.8	3.96
140	01518-50835	STUD	3				0.017	0.0374
150	15451-92020	NUT	3				0.01	0.022
160	04512-50080	WASHER SPRING	3				0	0
170	15701-12370	GASKET MUFFLER FLANG	1				0	0





## ENGINE STOP ROD



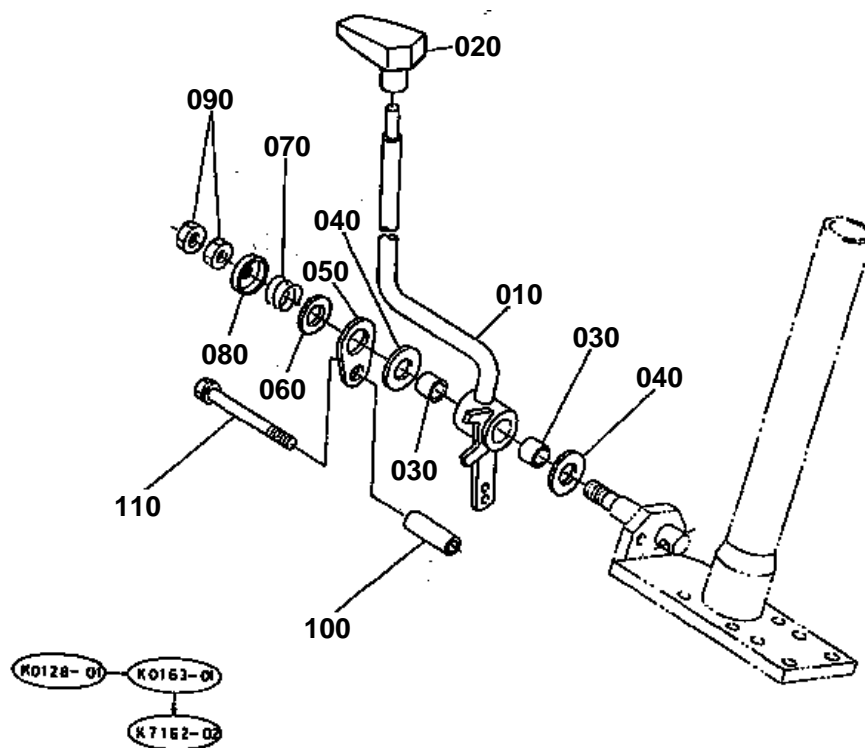


## ENGINE STOP ROD

↔ Interchangeable; ≠ not interchangeable; ← new for old; → old for new

REF.No	Part No.	Description	Q'ty	S.No.	I/C	REMARKS	Weight (kgf)	Weight (lb)
010	35574-10340	ROD ENGINE STOP	1				0.22	0.484
020	02014-50060	NUT	1				0.002	0.0044
030	35260-17160	KNOB	1				0.015	0.033
040	33300-10410	SPRING LEVER RETURN	1				0.004	0.0088
050	36330-10420	GUIDE ROD	1				0.04	0.088
060	36330-10430	GUIDE ROD	1				0	0
070	04013-50060	WASHER PLAIN	2				0	0
080	01023-50616	BOLT	2				0.005	0.011
090	38430-17180	SPRING	1				0.1	0.22
100	04013-50060	WASHER PLAIN	1				0	0
110	01023-50616	BOLT	1				0.005	0.011

## HAND ACCELERATOR LEVER



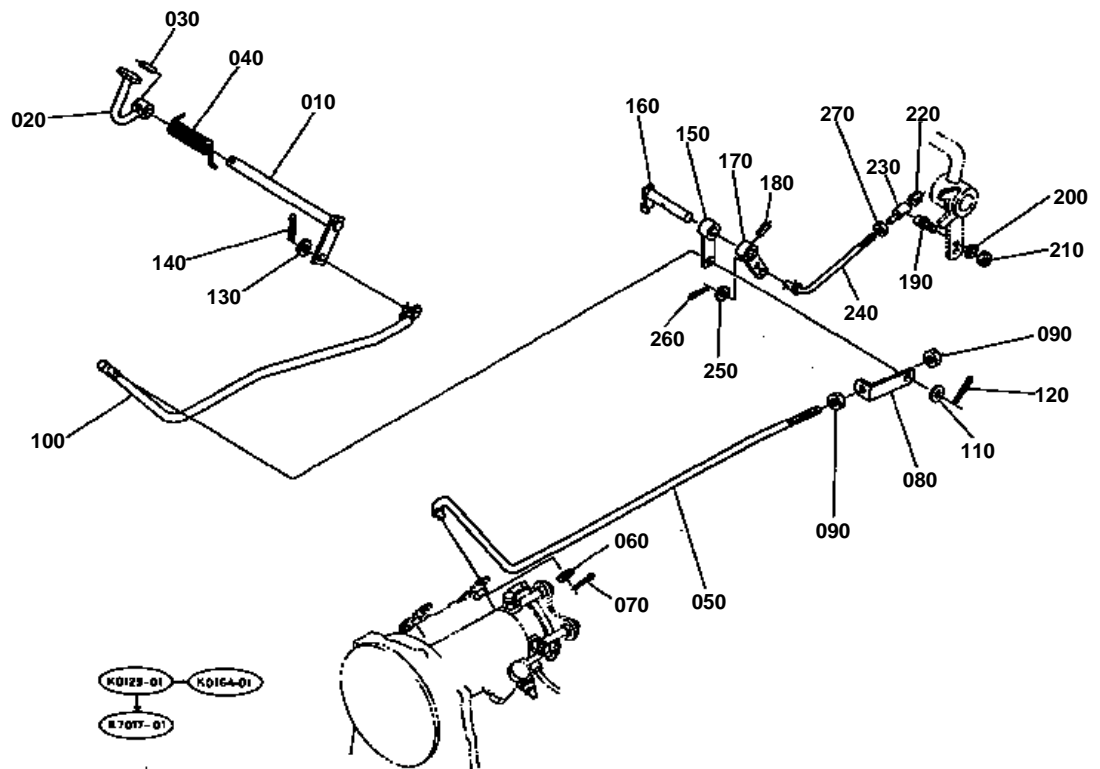


## HAND ACCELERATOR LEVER

↔ Interchangeable; ≠ not interchangeable; ← new for old; → old for new

REF.No	Part No.	Description	Q'ty	S.No.	I/C	REMARKS	Weight (kgf)	Weight (lb)
010	35533-10223	LEVER HAND ACCEL.	1				0.8	1.76
020	35320-17170	GRIP ACCEL.	1				0.018	0.0396
030	36330-91380	BUSH	2				0	0
040	35533-10260	DISK FRICTION	2				0	0
050	35533-10380	PLATE ACCEL.LEVER	1				0.03	0.066
060	04015-50120	WASHER PLAIN	1				0	0
070	33251-10320	SPRING ACCEL.LEVER	1				0.012	0.0264
080	33251-10270	CAP SPRING	1				0.01	0.022
090	02172-50120	NUT	2				0.01	0.022
100	35533-10440	COLLAR ACCEL.LEVER	1				0.04	0.088
110	01123-50860	BOLT	1				0.002	0.0044

## ACCELERATOR PEDAL





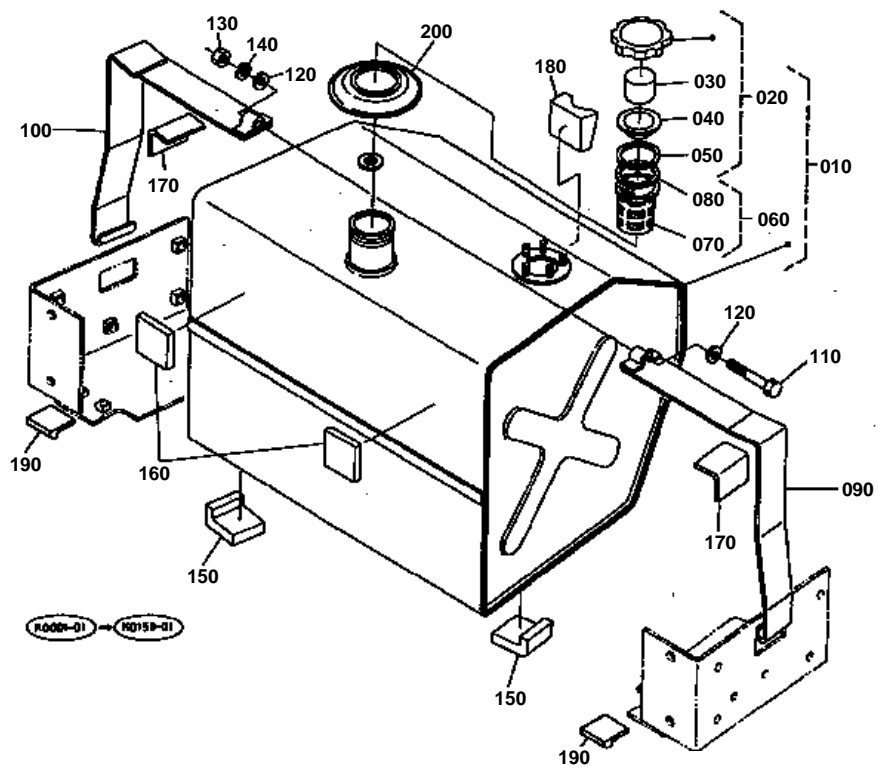


## ACCELERATOR PEDAL

↔ Interchangeable; ≠ not interchangeable; ← new for old; → old for new

REF.No	Part No.	Description	Q'ty	S.No.	I/C	REMARKS	Weight (kgf)	Weight (lb)
010	36200-10130	SHAFT ACCEL.PEDAL	1				0.16	0.352
020	36200-10240	PEDAL ACCEL.	1				0.127	0.2794
030	05411-00520	PIN SPRING	1				0.002	0.0044
040	33251-10280	SPRING ACCEL.PEDAL	1				0.065	0.143
050	35574-10100	ROD ACCEL.CONTROL	1				0.12	0.264
060	04012-50060	WASHER PLAIN	1				0.001	0.0022
070	05511-51612	PIN SPLIT	1				0.001	0.0022
080	33430-10250	END ACCEL.ROD	1				0.025	0.055
090	02014-50060	NUT	2				0.002	0.0044
100	35533-10150	ROD ACCEL.PEDAL	1				0.2	0.44
110	04012-50060	WASHER PLAIN	1				0.001	0.0022
120	05511-51612	PIN SPLIT	1				0.001	0.0022
130	04012-50050	WASHER PLAIN	1				0.001	0.0022
140	05511-51210	PIN SPLIT	1				0.001	0.0022
150	36330-10160	LEVER PEDAL CONTROL	1				0.05	0.11
160	35533-10210	SHAFT ACCEL.	1				0.05	0.11
170	35533-10172	LEVER ACCEL.CONTROL	1				0.05	0.11
180	05411-00420	PIN SPRING	1				0.001	0.0022
190	33251-10380	PIN JOINT	1				0.005	0.011
200	04512-50050	WASHER SPRING	1				0	0
210	02054-50050	NUT	1				0.002	0.0044
220	33251-10370	SPRING	1				0.002	0.0044
230	33251-10360	JOINT ACCEL.LEVER	1				0.015	0.033
240	36330-10120	ROD ACCEL.	1				0.02	0.044
250	04012-50050	WASHER PLAIN	1				0.001	0.0022
260	05511-51612	PIN SPLIT	1				0.001	0.0022
270	02054-50050	NUT	1				0.002	0.0044

## FUEL TANK



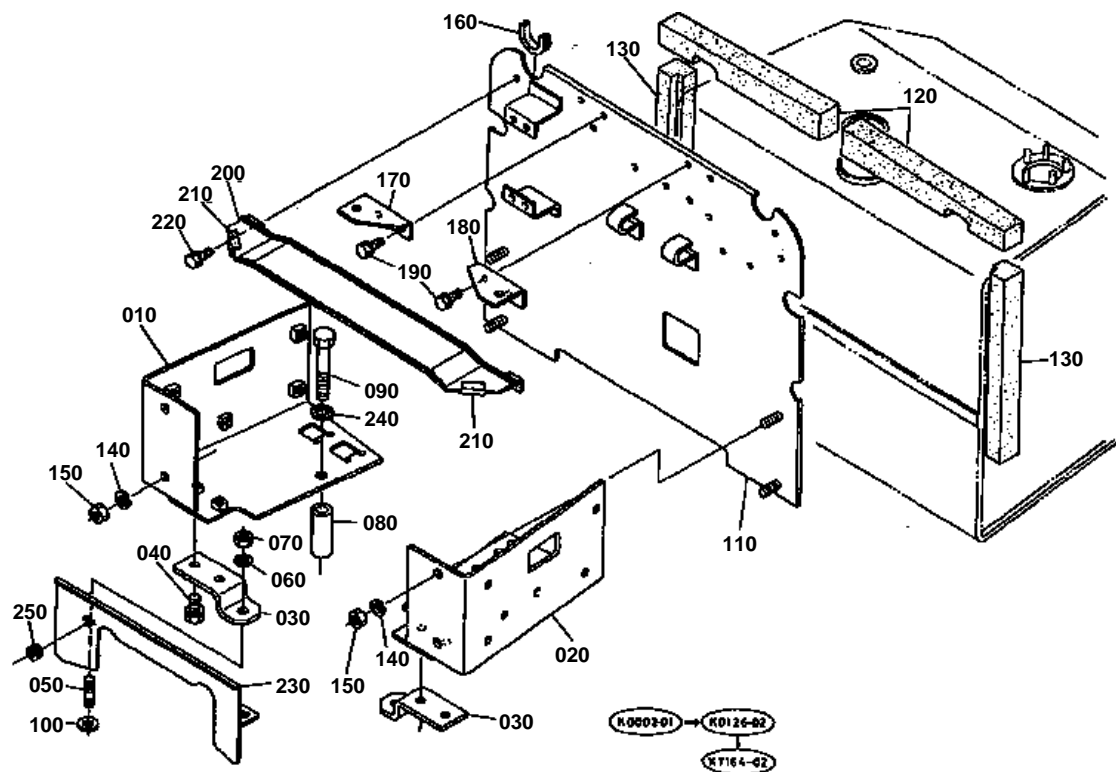


## FUEL TANK

↔ Interchangeable; ≠ not interchangeable; ← new for old; → old for new

REF.No	Part No.	Description	Q'ty	S.No.	I/C	REMARKS	Weight (kgf)	Weight (lb)
010	35533-04100	ASSY TANK FUEL	1				14	30.8
020	38240-35200	ASSY CAP FUEL TANK	1				0.06	0.132
030	34150-35240	SPONGE	1				0.001	0.0022
040	34150-35230	GASKET	1				0.01	0.022
050	34150-35180	GASKET	1				0.001	0.0022
060	35450-41060	ASSY FILTER FUEL	1				0.01	0.022
070	35450-41350	FILTER FUEL	1				0	0
080	10211-41340	GASKET	1				0.003	0.0066
090	35533-04620	BAND FUEL TANK LH	1				0.5	1.1
100	35533-04630	BAND FUEL TANK RH	1				0.5	1.1
110	01153-50880	BOLT	1				0.03	0.066
120	04012-50080	WASHER PLAIN	2				0.001	0.0022
130	02114-50080	NUT	1				0.005	0.011
140	04512-50080	WASHER SPRING	1				0	0
150	35533-04160	CUSHION	4				0.06	0.132
160	35533-04170	CUSHION	3				0.03	0.066
170	35533-04180	CUSHION	2				0.015	0.033
180	35533-04190	CUSHION	1				0.05	0.11
190	35533-04600	RUBBER PROTECTOR	2				0.008	0.0176
200	35533-04120	COVER OIL FILLER	1	≤60107			0	0
200	36330-04120	CAP	1	≥60108	↔		0.015	0.033

## FUEL TANK BRACKET





## FUEL TANK BRACKET

↔ Interchangeable; ≠ not interchangeable; ← new for old; → old for new

REF.No	Part No.	Description	Q'ty	S.No.	I/C	REMARKS	Weight (kgf)	Weight (lb)
010	35533-04513	STAY TANK RH	1				2.6	5.72
020	35533-04543	STAY TANK LH	1				2.68	5.896
030	35533-04270	STAY TANK SUPPORT	2				0.2	0.44
040	01133-51025	BOLT	4				0.023	0.0506
050	01574-51225	STUD	2				0.034	0.0748
060	04512-50120	WASHER SPRING	2				0	0
070	02176-50120	NUT	2				0.01	0.022
080	35533-04280	COLLAR TANK STAY	2				0.1	0.22
090	01173-51285	BOLT	2				0.084	0.1848
100	35553-04250	COLLAR TANK SUPPORT	2	≤70055			0	0
100	36760-85190	COLLAR	2	≥70056	↔		0.01	0.022
110	35553-04610	PLATE SHUTTER	1	≤69999			0	0
110	35553-04613	PLATE SHUTTER	1	≥70001	←		2.8	6.16
120	35533-04580	ELEMENT SHUTTER	2				0.04	0.088
130	35533-04590	ELEMENT SHUTTER	2				0.03	0.066
140	04512-50100	WASHER SPRING	4				0	0
150	02118-50100	NUT	4				0.005	0.011
160	35533-04750	RING RUBBER	2				0.002	0.0044
170	35533-04770	SUPPORT BONNET	1				0.07	0.154
180	35533-04790	SUPPORT BONNET	1				0.05	0.11
190	01023-50612	BOLT	4				0.005	0.011
200	35533-04960	STAY COVER	1				0	0
210	35533-04680	CUSHION	2				0.005	0.011
220	01023-50612	BOLT	3				0.005	0.011
230	35553-04890	PLATE SHUTTER	1				0.25	0.55
240	04512-50120	WASHER SPRING	2				0	0
250	36330-87450	RING RUBBER	1	≥60114			0.001	0.0022

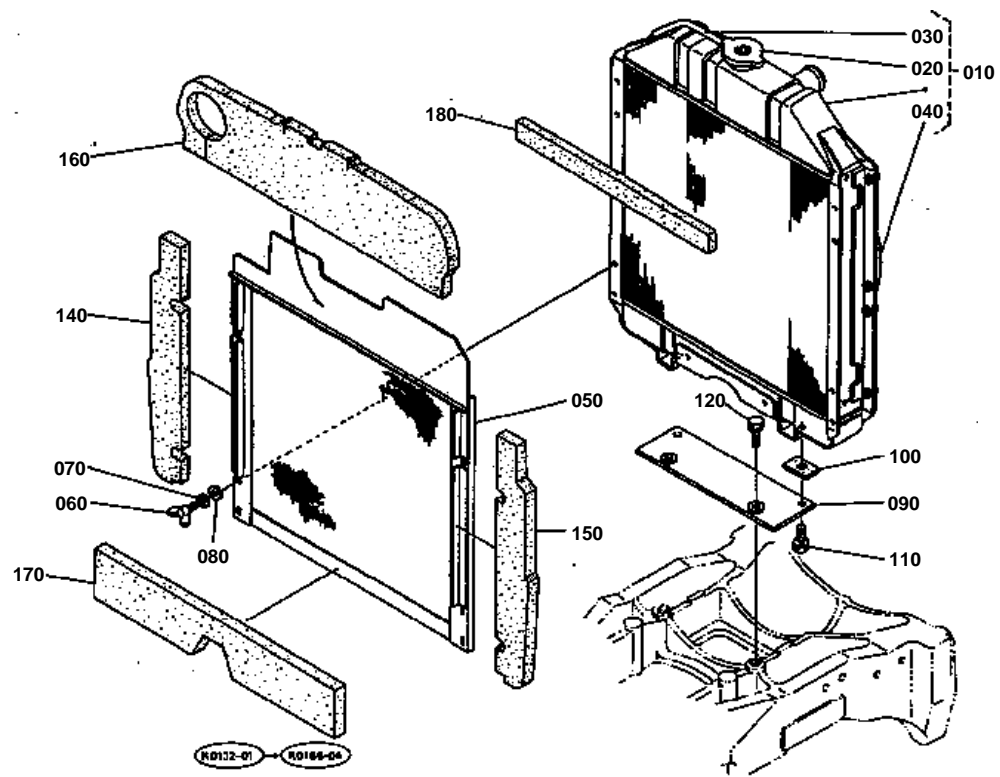


**FUEL PIPE**

↔ Interchangeable; ≠ not interchangeable; ← new for old; → old for new

REF.No	Part No.	Description	Q'ty	S.No.	I/C	REMARKS	Weight (kgf)	Weight (lb)
010	36919-04440	UNION FUEL RETURN	2				0.075	0.165
020	06311-25030	PLUG	1				0.051	0.1122
030	04717-01700	WASHER WITH RUBBER	1				0.003	0.0066
040	36570-04430	PIPE FUEL	1				0.065	0.143
050	36200-04410	PIPE FUEL	1				0.009	0.0198
060	14301-42750	CLIP PIPE	4	≤60107			0.005	0.011
060	14911-42750	CLIP PIPE	4	≥60108	↔		0.002	0.0044
070	14971-42020	ASSY FUEL PIPE	1				0.025	0.055
080	14301-42750	CLIP PIPE	2	≤60107			0.005	0.011
080	14911-42750	CLIP PIPE	2	≥60108	↔		0.002	0.0044

## RADIATOR



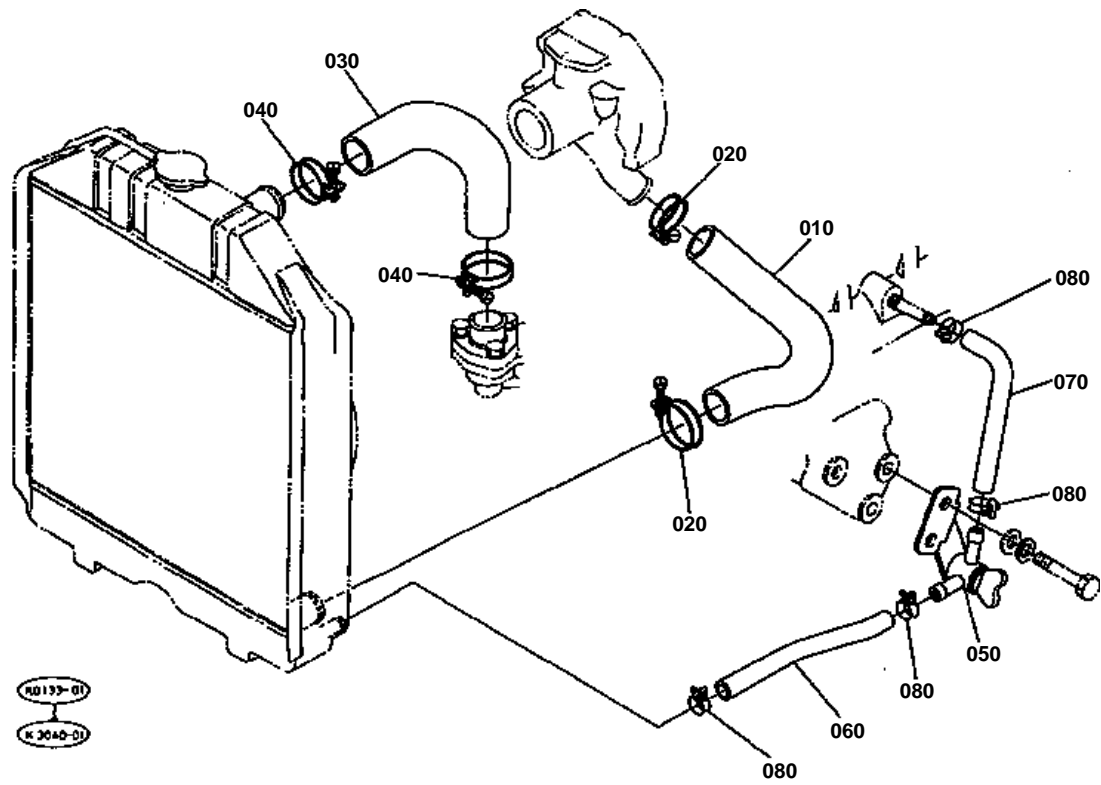




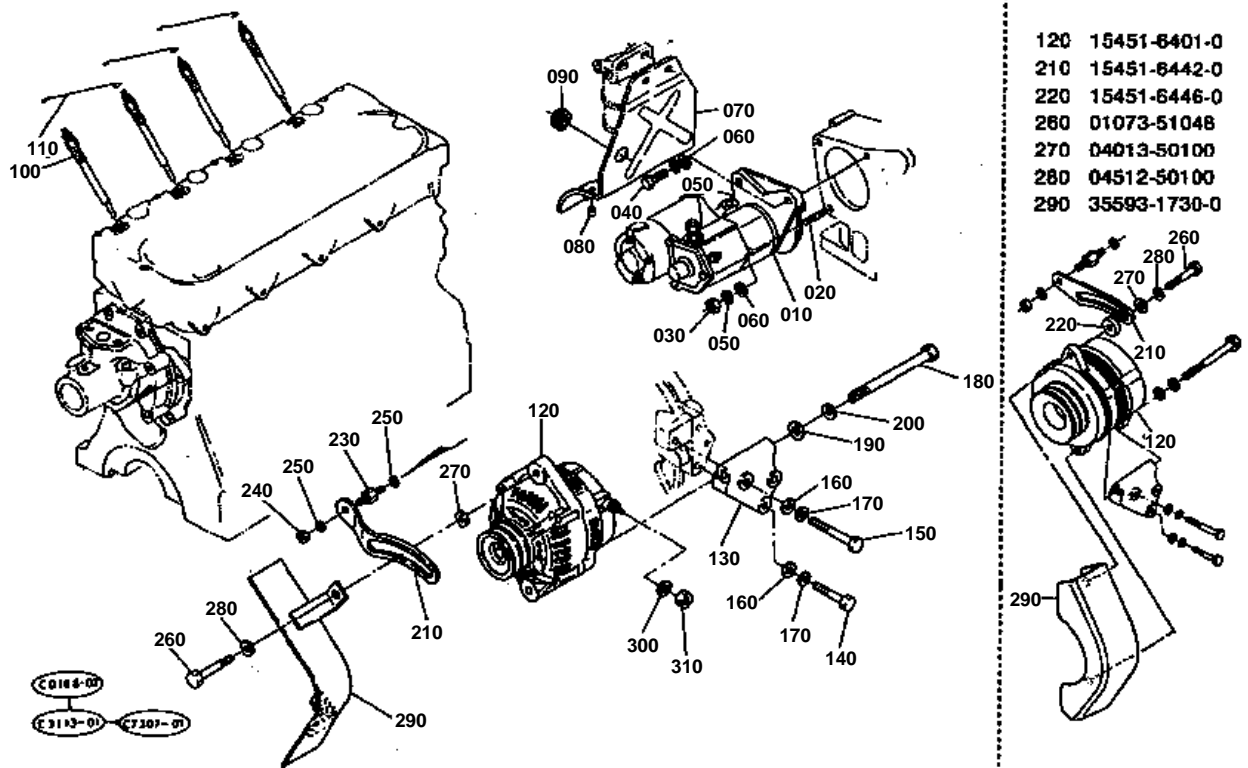
# RADIATOR

↔ Interchangeable; ≠ not interchangeable; ← new for old; → old for new

REF.No	Part No.	Description	Q'ty	S.No.	I/C	REMARKS	Weight (kgf)	Weight (lb)
010	15714-72060	ASSY RADIATOR	1	≤60107			12.4	27.28
010	15718-72060	ASSY RADIATOR	1	≥60108	≠		14.3	31.46
020	15701-72030	ASSY CAP	1	≤60107			0	0
020	15701-72032	ASSY CAP	1	≥60108	↔		0.07	0.154
030	15571-72710	PIPE WATER OVER FLOW	1				0.035	0.077
040	15714-72330	SHROUD FAN	1	≤60107			0.95	2.09
040	15482-72330	SHROUD FAN	1	≥60108	≠		0.95	2.09
050	35593-17340	NET RADIATOR	1				1.78	3.916
060	01811-50615	BOLT WING	4				0.015	0.033
070	04512-50060	WASHER SPRING	4				0	0
080	04012-50060	WASHER PLAIN	4				0.001	0.0022
090	35593-17110	SUPPORT RADIATOR	1				1.2	2.64
100	33251-17120	CUSHION	2				0.005	0.011
110	01133-51025	BOLT	2				0.023	0.0506
120	01133-51225	BOLT	2				0.035	0.077
130	99999-99999	BLANK	0				0	0
140	35593-17140	ELEMENT SIDE RH	1				0.05	0.11
150	35593-17150	ELEMENT SIDE LH	1				0.05	0.11
160	35593-17175	ELEMENT UPPER	1				0.13	0.286
170	35533-17180	ELEMENT LOWER	1				0.1	0.22
180	35533-17200	ELEMENT RADIATOR NET	1				0.005	0.011





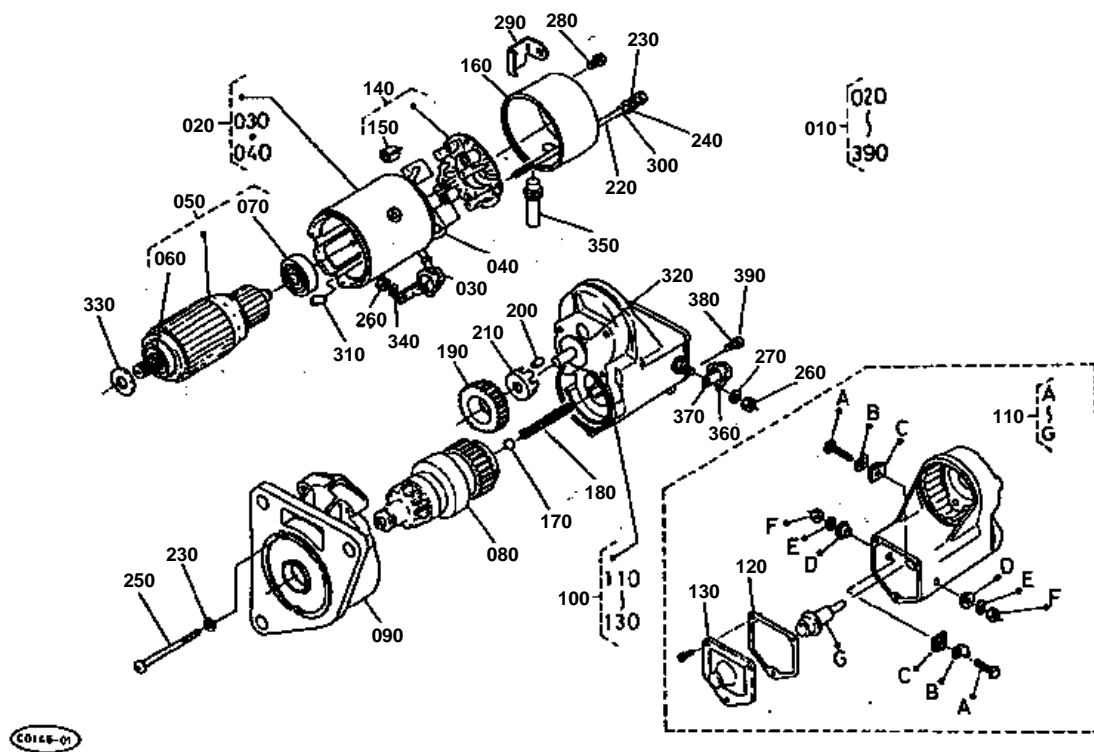




# STARTER AND ALTERNATOR

↔ Interchangeable; ≠ not interchangeable; ← new for old; → old for new

REF.No	Part No.	Description	Q'ty	S.No.	I/C	REMARKS	Weight (kgf)	Weight (lb)
010	15451-63014	ASSY STARTER	1				8	17.6
020	01517-51030	STUD	1				0	0
030	02076-50100	NUT	1				0.006	0.0132
040	01073-51035	BOLT	2				0.031	0.0682
050	04512-50100	WASHER SPRING	3				0	0
060	04011-50100	WASHER PLAIN	3				0.002	0.0044
070	15451-63540	COVER STARTER	1				0.4	0.88
080	15451-63850	CUSHION	3				0.001	0.0022
090	32150-29180	CAP RUBBER	1				0.002	0.0044
100	15571-65510	PLUG GLOW	4				0.07	0.154
110	15451-65560	CORD GLOW PLUG	3				0.005	0.011
120	15451-64010	ASSY DYNAMO	1	≤69999			5.5	12.1
120	16541-64010	ASSY ALTERNATOR	1	≥70001	≠		0	0
130	15451-64350	SUPPORT DYNAMO	1				0.29	0.638
140	01053-50845	BOLT	2				0.019	0.0418
150	01053-50855	BOLT	1				0.022	0.0484
160	04012-50080	WASHER PLAIN	2				0.001	0.0022
170	04512-50080	WASHER SPRING	3				0	0
180	15451-91030	BOLT	1				0.075	0.165
190	04013-50100	WASHER PLAIN	1				0	0
200	04512-50100	WASHER SPRING	1				0	0
210	15451-64420	STAY DYNAMO	1	≤69999			0.15	0.33
210	16541-64420	STAY DYNAMO	1	≥70001	≠		0.125	0.275
220	15451-64460	COLLAR	1	≤69999			0.034	0.0748
230	15451-91490	STUD	1				0.06	0.132
240	02076-50100	NUT	1				0.006	0.0132
250	04512-50100	WASHER SPRING	1				0	0
260	01073-51048	BOLT	1	≤69999			0.04	0.088
260	01153-50845	BOLT	1	≥70001	≠		0.018	0.0396
270	04013-50100	WASHER PLAIN	1	≤69999			0	0
270	04015-50080	WASHER PLAIN	1	≥70001	≠		0	0
280	04512-50100	WASHER SPRING	1	≤69999			0	0
280	04512-50080	WASHER SPRING	1	≥70001	≠		0	0
290	35593-17300	COVER ALTERNATOR	1	≤69999			0.55	1.21
290	35593-17303	COVER ALTERNATOR	1	≥70001	≠		0.26	0.572
300	04512-50060	WASHER SPRING	1	≥70001			0	0
310	02056-50060	NUT	1	≥70001			0.002	0.0044

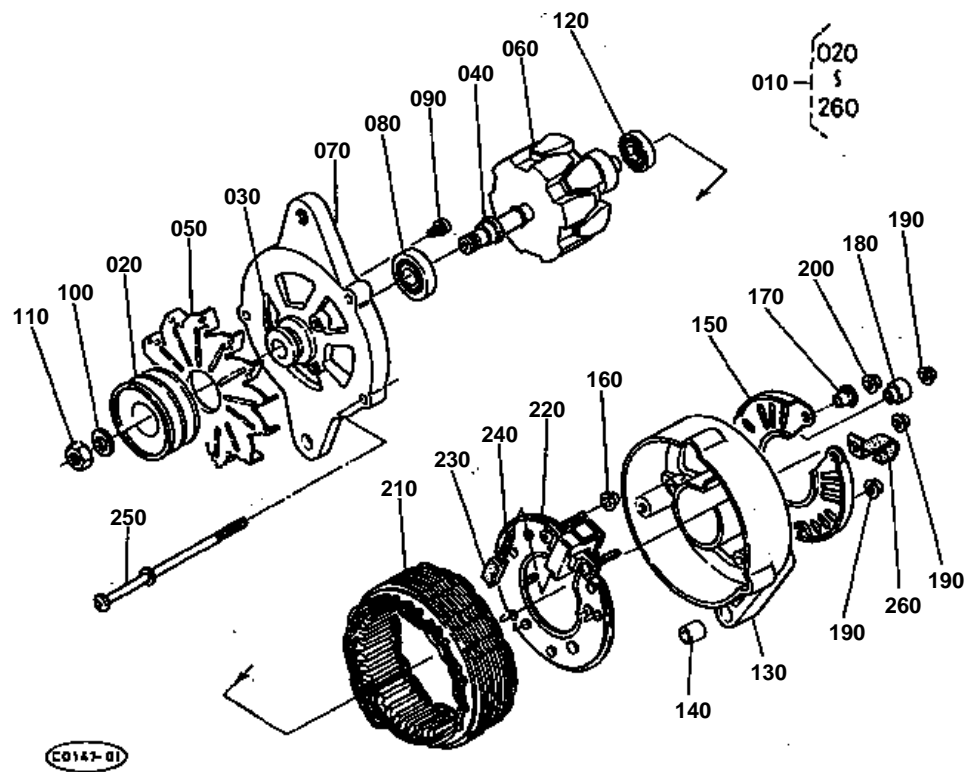




# STARTER [COMPONENT PARTS]

↔ Interchangeable; ≠ not interchangeable; ← new for old; → old for new

REF.No	Part No.	Description	Q'ty	S.No.	I/C	REMARKS	Weight (kgf)	Weight (lb)
010	15451-63014	ASSY STARTER	1				8	17.6
020	15451-63080	YOKE	1				1.8	3.96
030	15451-63120	COVER CORD	1				0.008	0.0176
040	15451-63370	KIT BRUSH	2				0.02	0.044
050	15451-63070	ARMATURE	1				1.83	4.026
060	08111-06003	BEARING BALL	1				0.04	0.088
070	08111-06200	BEARING BALL	1				0.025	0.055
080	15451-63042	CLUTCH	1				1.475	3.245
090	15451-63030	HOUSING	1				0.98	2.156
100	15451-63020	SWITCH MAGNET	1				0	0
110	15451-63110	KIT STARTER	1				0	0
120	15451-63520	GASKET	1				0.01	0.022
130	15451-63510	COVER SOLENOID	1				0.09	0.198
140	15451-63380	HOLDER BRUSH	1				0.174	0.3828
150	15451-63390	SPRING BRUSH	4				0.009	0.0198
160	15451-63200	FRAME END	1				0.346	0.7612
170	19212-97130	BALL	1				0.003	0.0066
180	15451-63140	SPRING COIL	1				0.004	0.0088
190	15451-63260	GEAR IDLE	1				0.128	0.2816
200	15451-63330	ROLLER	5				0.004	0.0088
210	15451-63340	RETAINER	1				0.006	0.0132
220	15481-63320	BOLT THROUGH	2				0.04	0.088
230	04512-50060	WASHER SPRING	5				0	0
240	15611-94010	WASHER PLAIN	2				0.003	0.0066
250	15451-93310	SCREW	3				0.015	0.033
260	15451-92190	NUT PLATE	2				0.011	0.0242
270	15611-94070	WASHER SPRING	1				0.002	0.0044
280	03024-50508	SCREW WITH WASHER	2				0.002	0.0044
290	15451-63310	STAY	1				0.02	0.044
300	15611-96750	O RING	2				0.001	0.0022
310	15451-63350	PLATE LOCK	1				0.002	0.0044
320	15481-63460	RETAINER	1				0.01	0.022
330	15451-96980	WASHER FELT	1				0.001	0.0022
340	15611-94370	WASHER WAVE	1				0.001	0.0022
350	15231-63292	COVER	1				0.003	0.0066
360	15451-63950	COVER	1				0.001	0.0022
370	14182-63630	STAY	1				0.045	0.099
380	13801-94090	WASHER SPRING	1				0.002	0.0044
390	15451-63760	SCREW	1				0.003	0.0066



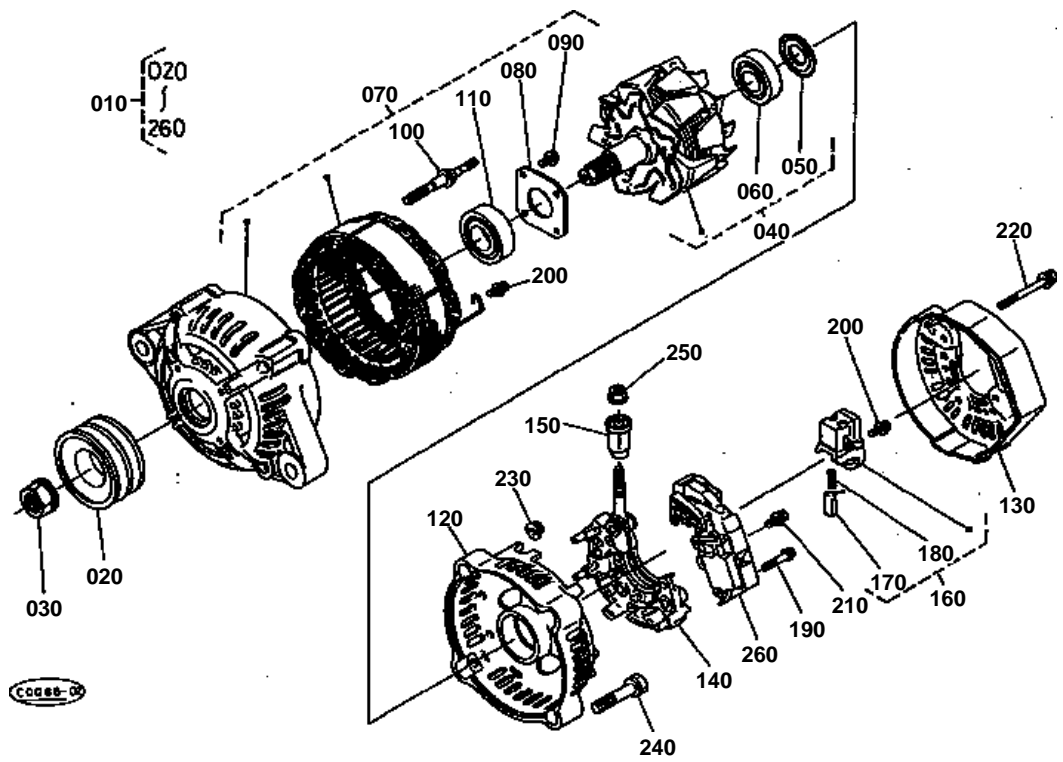




**DYNAMO [OLD TYPE] [COMPONENT PARTS]**  
S.No.;<=69999

↔ Interchangeable; ≠ not interchangeable; ← new for old; → old for new

REF.No	Part No.	Description	Q'ty	S.No.	I/C	REMARKS	Weight (kgf)	Weight (lb)
010	15451-64010	ASSY DYNAMO	1				5.5	12.1
020	15451-64110	PULLEY DYNAMO	1				0.94	2.068
030	15481-64150	COLLAR	1				0.022	0.0484
040	15451-64160	RING SPACE	1				0.012	0.0264
050	15451-64130	FAN DYNAMO	1				0.2	0.44
060	15451-64030	ARMATURE	1				2.07	4.554
070	15481-64020	FRAME DRIVE END	1				0.405	0.891
080	08141-06203	BEARING BALL	1				0.064	0.1408
090	15481-91180	BOLT	3				0.005	0.011
100	15221-94070	WASHER SPRING	1				0.008	0.0176
110	15221-92010	NUT	1				0.012	0.0264
120	08141-06201	BEARING BALL	1				0.04	0.088
130	15481-64060	FRAME END	1				0.37	0.814
140	15481-64210	BUSH	1				0.018	0.0396
150	15481-64230	COVER END	1				0.03	0.066
160	15481-64870	WASHER INSULATION	2				0.001	0.0022
170	15481-64910	BUSH INSULATION	1				0.002	0.0044
180	15481-64920	INSULATION TERMINAL	1				0.002	0.0044
190	15451-94080	NUT	3				0.001	0.0022
200	14182-92030	NUT	1				0.003	0.0066
210	15481-64050	YOKE	1				0.95	2.09
220	15481-64850	ASSY RECTIFIER	1				0.22	0.484
230	15221-64090	BRUSH	2				0.002	0.0044
240	15221-64330	SPRING BRUSH	2				0.001	0.0022
250	15481-64260	BOLT THROUGH	3				0.011	0.0242
260	15321-67570	CLAMP CORD	1				0.04	0.088





ALTERNATOR [NEW TYPE] [COMPONENT PARTS]  
S.No.;>=70001

↔ Interchangeable; ≠ not interchangeable; ← new for old; → old for new

REF.No	Part No.	Description	Q'ty	S.No.	I/C	REMARKS	Weight (kgf)	Weight (lb)
010	16541-64010	ASSY ALTERNATOR	1				0	0
020	16541-64110	PULLEY DYNAMO	1				0.44	0.968
030	15881-92010	NUT	1				0.02	0.044
040	16541-64120	ASSY ROTOR	1				1.45	3.19
050	15881-64800	COVER BEARING	1				0.001	0.0022
060	15881-64770	BEARING BALL	1				0.04	0.088
070	16541-64020	FRAME DRIVE END	1				1.35	2.97
080	15881-64710	PLATE RETAINER	1				0.01	0.022
090	16541-93010	SCREW	4				0.003	0.0066
100	15881-64260	BOLT THROUGH	2				0.01	0.022
110	16541-64780	BEARING BALL	1				0.1	0.22
120	17369-64060	FRAME END	1				0.235	0.517
130	17369-64230	COVER END	1				0.04	0.088
140	17369-64850	ASSY RECTIFIER	1				0.14	0.308
150	15881-64900	BUSH INSULATION	1				0.006	0.0132
160	15881-64310	HOLDER BRUSH	1				0.025	0.055
170	15881-64090	BRUSH	2				0.002	0.0044
180	15881-64330	SPRING BRUSH	2				0.002	0.0044
190	15881-93020	SCREW ROUND HEAD	2				0.005	0.011
200	15881-93030	SCREW ROUND HEAD	6				0.003	0.0066
210	15881-93040	SCREW ROUND HEAD	1				0.003	0.0066
220	15881-91040	BOLT	3				0.005	0.011
230	15881-92020	NUT	2				0.02	0.044
240	15881-91050	BOLT	2				0.01	0.022
250	14182-92030	NUT	1				0.003	0.0066
260	15881-64600	ASSY REGULATOR	1				0	0

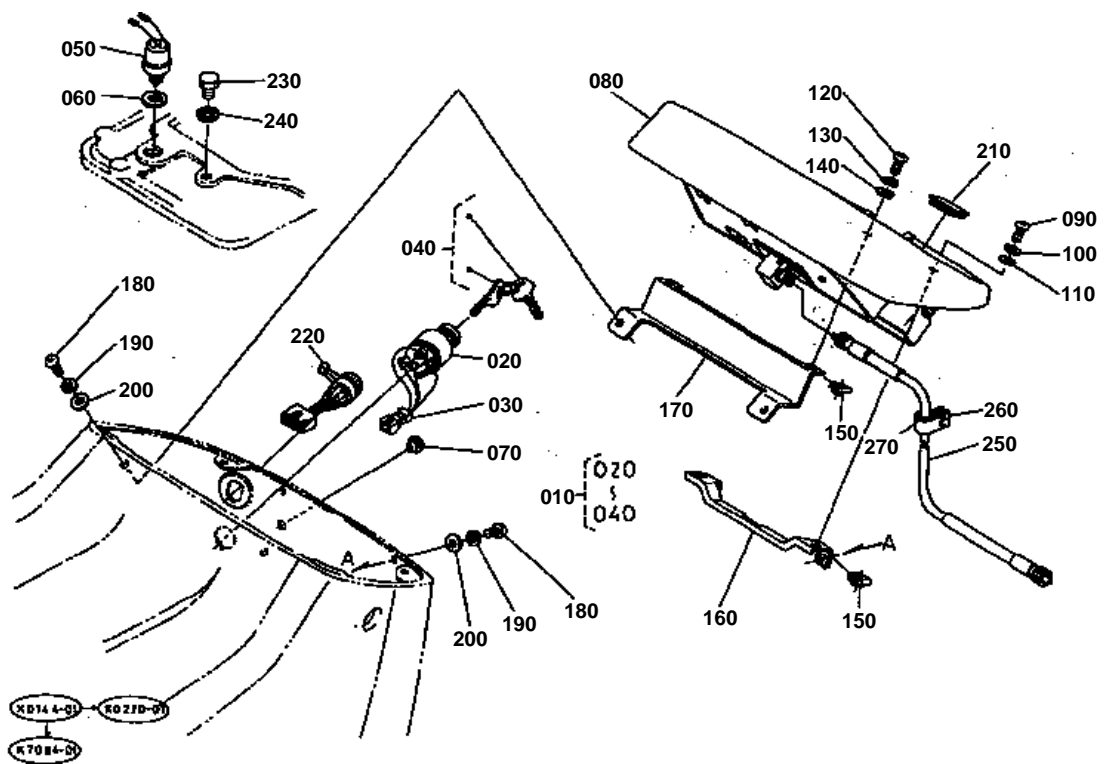




## BATTERY

↔ Interchangeable; ≠ not interchangeable; ← new for old; → old for new

REF.No	Part No.	Description	Q'ty	S.No.	I/C	REMARKS	Weight (kgf)	Weight (lb)
010	35450-74310	BATTERY	1	<=60094			0	0
010	35999-12730	BATTERY	1	>=60095	≠	RESERVED BY KTC	0	0
020	36230-74350	RETAINER BATTERY	1				0.41	0.902
030	38430-29670	CUSHION	1	<=60094			0.01	0.022
040	36200-74360	HOLDER	2				0.107	0.2354
050	04012-50080	WASHER PLAIN	2				0.001	0.0022
060	02114-50080	NUT	4				0.005	0.011
070	38240-33390	COVER BATTERY	1	<=60094			0.03	0.066
080	36500-74180	CUSHION BATTERY	3				0	0
090	35593-74610	SUPPORT BONNET	1	<=60094			0	0
090	35593-74615	SUPPORT BONNET	1	>=60095	←		12.8	28.16
100	01173-51220	BOLT	4				0.03	0.066
110	04512-50120	WASHER SPRING	4				0	0
120	35593-74620	RUBBER PROTECTOR	1				0.005	0.011
130	36710-77112	CORD BATTERY	1				1.2	2.64
140	35593-77120	CORD EARTH	1				0.38	0.836
150	01133-51025	BOLT	1				0.023	0.0506
160	04013-50100	WASHER PLAIN	1				0	0
180	35593-74630	RUBBER PROTECTOR	1				0.02	0.044
190	36710-77120	CAP	1				0.012	0.0264
200	36710-77130	CAP	1				0.01	0.022





# PANEL BOARD

↔ Interchangeable; ≠ not interchangeable; ← new for old; → old for new

REF.No	Part No.	Description	Q'ty	S.No.	I/C	REMARKS	Weight (kgf)	Weight (lb)
010	35533-75170	ASSY SWITCH MAIN	1				0.26	0.572
020	66021-55140	SWITCH MAIN	1				0.17	0.374
030	35533-75240	HARNESS MAIN SWITCH	1				0.05	0.11
040	35822-75180	ASSY KEY MAIN SWITCH	1				0.02	0.044
050	33251-75100	SWITCH STARTER	1				0.095	0.209
060	33251-75130	GASKET	1				0.001	0.0022
070	31301-29070	PLUG	1				0.001	0.0022
080	35574-75600	ASSY BOARD PANEL	1	≤69999			2.23	4.906
080	35593-75600	ASSY BOARD PANEL	1	≥70001	≠		2.38	5.236
090	32530-31120	SCREW CR-REC-PAN-HD	2				0.01	0.022
100	66021-55280	WASHER SPRING	2				0.001	0.0022
110	32530-18390	WASHER PLAIN	2				0.001	0.0022
120	03014-50625	SCREW CR-REC-PAN-HD	2				0	0
130	04512-50060	WASHER SPRING	2				0	0
140	04012-50060	WASHER PLAIN	2				0.001	0.0022
150	38240-29250	NUT SPRING	4				0.005	0.011
160	35533-75622	STAY PANEL	1				0.1	0.22
170	35533-75630	STAY PANEL	1				0.257	0.5654
180	03014-50616	SCREW CR-REC-PAN-HD	4				0.003	0.0066
190	04512-50060	WASHER SPRING	4				0	0
200	04012-50060	WASHER PLAIN	4				0.001	0.0022
210	35533-75790	COVER RUBBER	2				0.005	0.011
220	36330-75010	SWITCH COMBINATION	1				0.09	0.198
230	35410-75330	PLUG	1				0.02	0.044
240	04711-00120	GASKET	1				0.001	0.0022
250	35553-75610	CABLE HOUR METER	1				0.22	0.484
260	35880-30150	CLAMP CABLE	1				0	0
270	33251-30160	PROTECTOR CABLE	1				0.007	0.0154





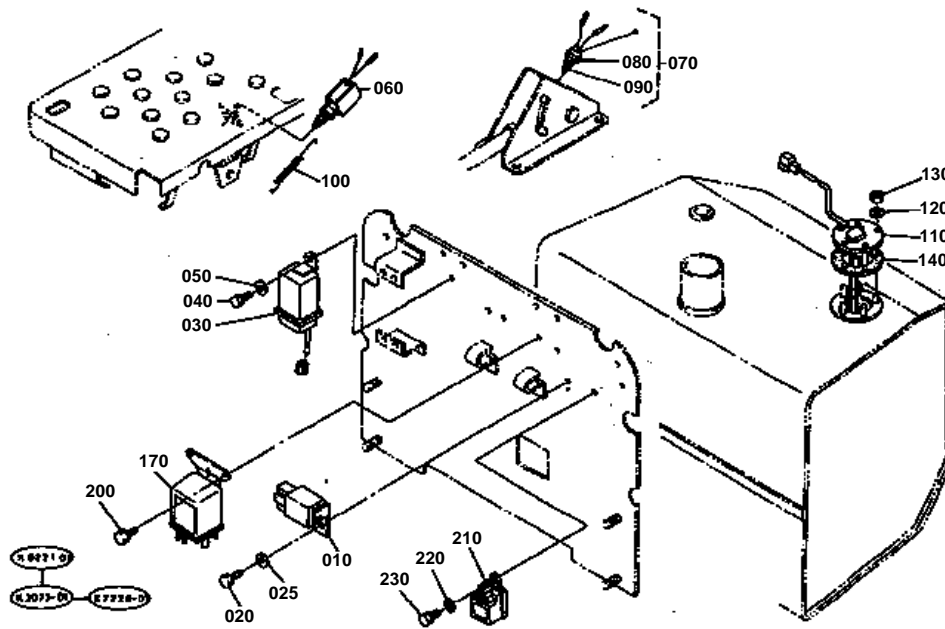


# PANEL BOARD [COMPONENT PARTS]

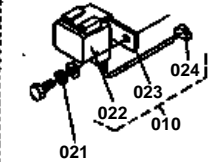
↔ Interchangeable; ≠ not interchangeable; ← new for old; → old for new

REF.No	Part No.	Description	Q'ty	S.No.	I/C	REMARKS	Weight (kgf)	Weight (lb)
010	35574-75600	ASSY BOARD PANEL	1	≤69999			2.23	4.906
010	35593-75600	ASSY BOARD PANEL	1	≥70001	≠		2.38	5.236
020	35593-76120	ASSY TACHOMETER	1				0.1	0.22
030	31351-93720	ASSY GAUGE FUEL	1				0.125	0.275
040	31351-93730	ASSY GAUGE TEMP.	1				0.13	0.286
050	35533-76110	HOOD	1				0.55	1.21
060	31351-93750	CASE	1				0.5	1.1
070	31351-93760	GLASS WITH GASKET	1				0.475	1.045
080	31351-93770	ASSY PLATE	1				0.06	0.132
090	99999-99999	BLANK	0				0	0
100	38240-31460	ASSY LAMP	5				0.015	0.033
110	38240-31470	BULB	5				0.01	0.022
120	38240-31480	SOCKET	5				0.001	0.0022
130	35574-76140	ASSY PLATE	1	≤69999			0.12	0.264
130	35533-76140	ASSY PLATE	1	≥70001	≠		0.02	0.044
140	31351-93790	GASKET RUBBER	1				0.055	0.121
150	31351-93800	PLATE WIND	1				0.18	0.396
160	35574-76150	LENS	1	≤69999			0.03	0.066
160	35533-76150	LENS	1	≥70001	≠		0.01	0.022
170	31351-93820	LENS	2				0.005	0.011
180	31351-93830	CASE	1				0.2	0.44
190	31351-93840	CASE	1				0.13	0.286
200	51601-36580	REVERSING DEVICE	1				0.04	0.088
210	35533-76230	SCREW WITH WASHER	6				0.002	0.0044
220	03514-50420	SCREW	11				0.002	0.0044
230	35533-76210	SCREW	6				0.002	0.0044
240	35533-76180	SCREW	5				0.001	0.0022
250	32530-94900	SCREW WITH WASHER	2				0.002	0.0044
260	38240-31480	SOCKET	4	≤69999			0.001	0.0022
260	38240-31480	SOCKET	6	≥70001			0.001	0.0022
270	38240-31470	BULB	4	≤69999			0.01	0.022
270	38240-31470	BULB	6	≥70001			0.01	0.022
280	35533-76160	SCREW WITH WASHER	2				0.001	0.0022
290	32530-94690	SCREW TAPPING	2				0.001	0.0022

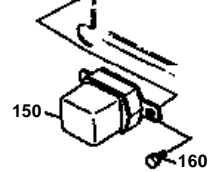
# SWITCH



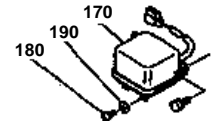
- 010 32430-3370-0
- 021 04512-50060
- 022 32430-9426-0
- 023 32430-9427-0
- 024 32430-9428-0



- 150 33251-7401-0
- 160 01023-50612

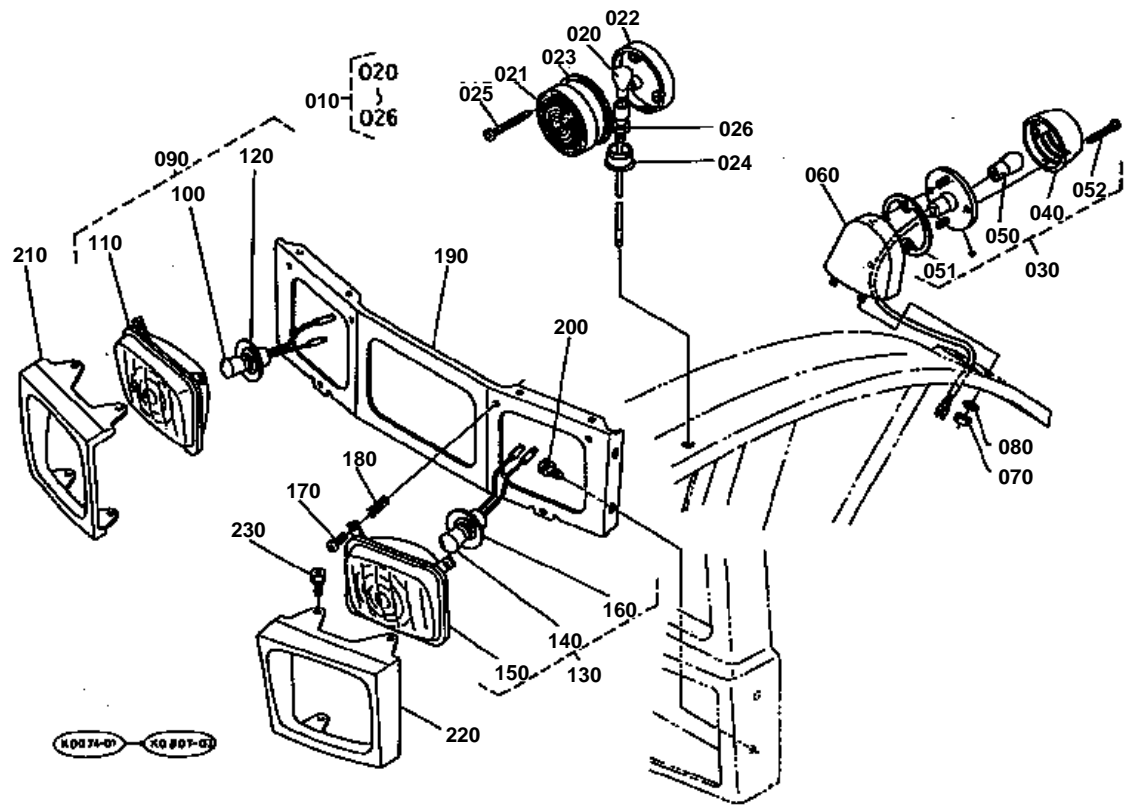


- 170 36919-7521-2
- 180 03024-50512
- 190 04013-50050



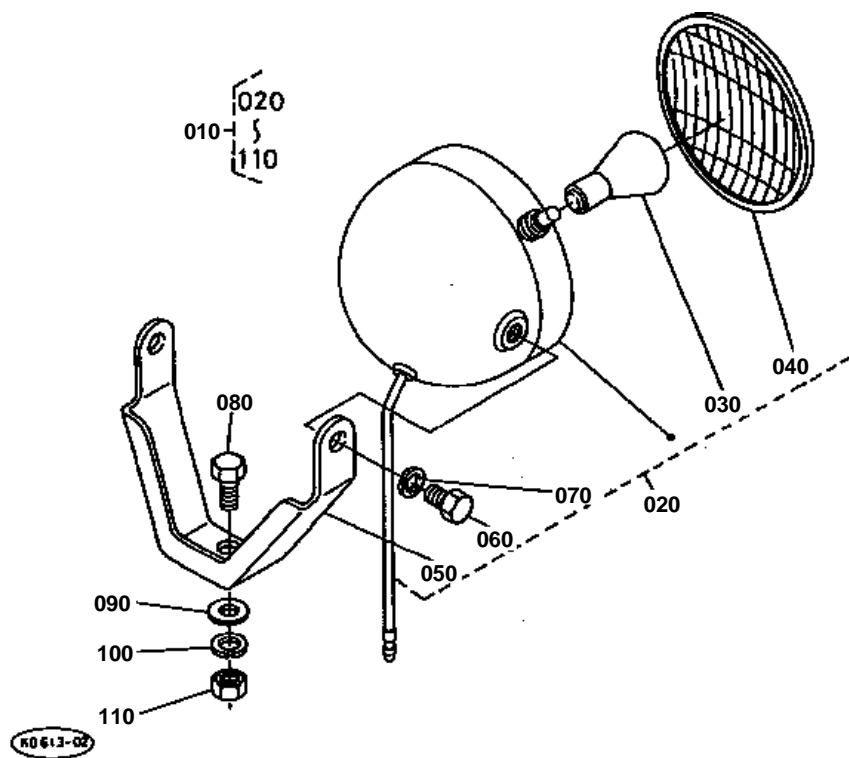
↔ Interchangeable; ≠ not interchangeable; ← new for old; → old for new

REF.No	Part No.	Description	Q'ty	S.No.	I/C	REMARKS	Weight (kgf)	Weight (lb)
010	32430-33700	ASSY HAZARD UNIT	1	≤69999			0.095	0.209
010	35569-33700	HAZARD UNIT	1	≥70001	≠		0.055	0.121
020	01053-50616	BOLT	1				0.005	0.011
021	04512-50060	WASHER SPRING	1	≤69999			0	0
022	32430-94260	BODY HAZARD UNIT	1	≤69999			0.045	0.099
023	32430-94270	BRACKET HAZARD UNIT	1	≤69999			0.015	0.033
024	32430-94280	HARNES HAZARD UNIT	1	≤69999			0.02	0.044
025	04013-50060	WASHER PLAIN	1				0	0
030	36830-75070	RELAY STARTER	1				0.2	0.44
040	01023-50612	BOLT	1				0.005	0.011
050	04013-50060	WASHER PLAIN	1				0	0
060	36330-75480	SWITCH STOP	1				0.08	0.176
070	67176-55810	ASSY SWITCH SAFETY	1				0.11	0.242
080	67111-55830	NUT SAFETY SWITCH	2				0.035	0.077
090	67111-55840	CAP SAFETY SWITCH	1				0.002	0.0044
100	36200-75490	SPRING	1				0.014	0.0308
110	35533-75300	ASSY GAUGE FUEL	1	≤60022			0	0
110	35533-75303	ASSY GAUGE FUEL	1	≥60023	←		0.32	0.704
120	04013-50050	WASHER PLAIN	5				0	0
130	02054-50050	NUT	5				0.002	0.0044
140	36330-75310	GASKET	1				0.005	0.011
150	33251-74010	ASSY REGULATOR	1	≤69999			0.35	0.77
160	01023-50612	BOLT	2	≤69999			0.005	0.011
170	36919-75212	RELAY GLOW PLUG	1	≤69999			0.34	0.748
170	35593-75210	RELAY GLOW PLUG	1	≥70001	≠		0.088	0.1936
180	03024-50512	SCREW WITH WASHER	3	≤69999			0.003	0.0066
190	04013-50050	WASHER PLAIN	3	≤69999			0	0
200	01023-50612	BOLT	2				0.005	0.011
210	35533-75290	TIMER GLOW LAMP	1				0.01	0.022
220	04013-50060	WASHER PLAIN	1				0	0
230	01023-50616	BOLT	1				0.005	0.011



↔ Interchangeable; ≠ not interchangeable; ← new for old; → old for new

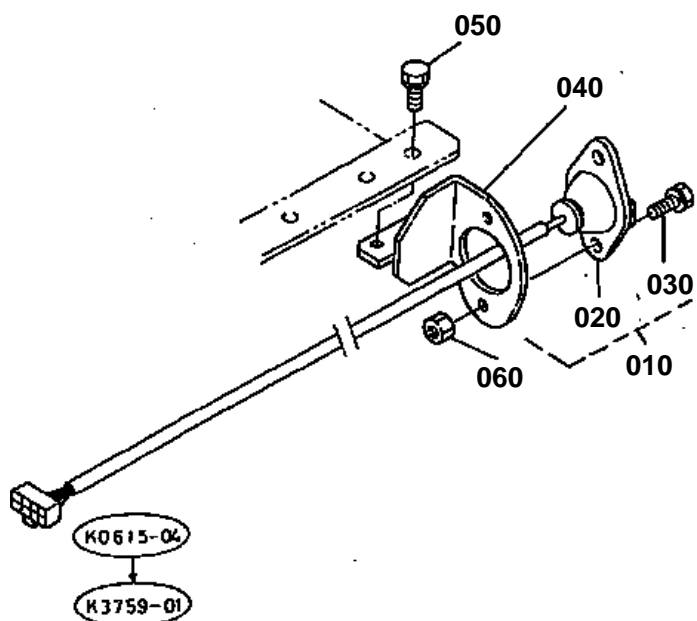
REF.No	Part No.	Description	Q'ty	S.No.	I/C	REMARKS	Weight (kgf)	Weight (lb)
010	35450-75010	ASSY LIGHT FLASHER	2				0.3	0.66
020	35450-75022	BULB HAZARD FLASHER	2				0.008	0.0176
021	35450-75110	LENS	2				0.07	0.154
022	35450-75050	LENS	2				0.07	0.154
023	35450-75060	GASKET SEAL	2				0.02	0.044
024	35450-75070	HOUSING	2				0.04	0.088
025	35450-75080	SCREW TAPPING	6				0.005	0.011
026	35450-75090	ASSY SOCKET	2				0.035	0.077
030	34350-34100	ASSY LIGHT TAIL	2				0.13	0.286
040	34350-34120	LENS TAIL LIGHT	2				0.05	0.11
050	34350-34140	BULB TAIL LIGHT	2				0.008	0.0176
051	34350-99220	GASKET LENS	2				0.01	0.022
052	03056-50335	SCREW	4				0.001	0.0022
060	32400-34190	HOLDER TAIL LIGHT	2				0.11	0.242
070	02014-50060	NUT	4				0.002	0.0044
080	04512-50060	WASHER SPRING	4				0	0
090	36330-75800	ASSY LIGHT HEAD RH	1				0.52	1.144
100	38450-33870	BULB	1				0.025	0.055
110	36330-75810	COMP.LIGHT UNIT RH	1				0.41	0.902
120	36330-75840	COMP.CORD SOCKET	1				0.056	0.1232
130	36330-75920	ASSY LIGHT HEAD LH	1				0.53	1.166
140	38450-33870	BULB	1				0.025	0.055
150	36330-75930	COMP.LIGHT UNIT LH	1				0.41	0.902
160	36330-75840	COMP.CORD SOCKET	1				0.056	0.1232
170	03054-50525	SCREW CR-REC-PAN-HD	6				0.005	0.011
180	38240-33860	SPRING LIGHT	6				0.001	0.0022
190	35533-75730	PLATE HEAD LIGHT	1				0.75	1.65
200	01123-50814	BOLT	4				0	0
210	35861-75710	GRILLE LIGHT RH	1				0.1	0.22
220	35861-75720	GRILLE LIGHT LH	1				0.1	0.22
230	01202-50616	BOLT	8				0.006	0.0132



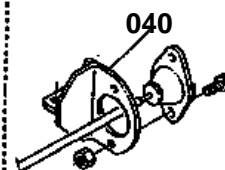
**WORKING LIGHT [OPTION]**

↔ Interchangeable; ≠ not interchangeable; ← new for old; → old for new

REF.No	Part No.	Description	Q'ty	S.No.	I/C	REMARKS	Weight (kgf)	Weight (lb)
010	35871-97600	ASSY LIGHT WORKING	1				0.88	1.936
020	35871-75900	ASSY LIGHT WORKING	1				0.85	1.87
030	68331-53360	BULB	1				0.015	0.033
040	68331-53310	LENS	1				0.15	0.33
050	35861-75910	STAY LIGHT	1				0.25	0.55
060	01153-50820	BOLT	2				0.012	0.0264
070	04512-50080	WASHER SPRING	2				0	0
080	01173-51020	BOLT	1				0.017	0.0374
090	04013-50100	WASHER PLAIN	1				0	0
100	04512-50100	WASHER SPRING	1				0	0
110	02118-50100	NUT	1				0.005	0.011

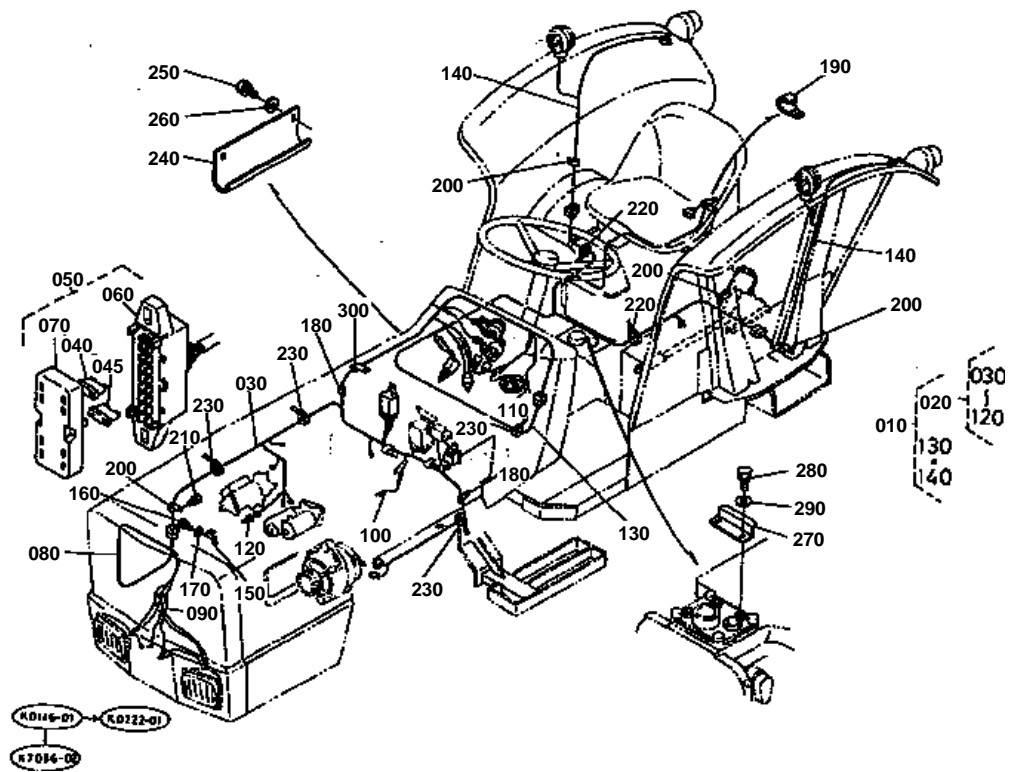


040 35533-7777-0



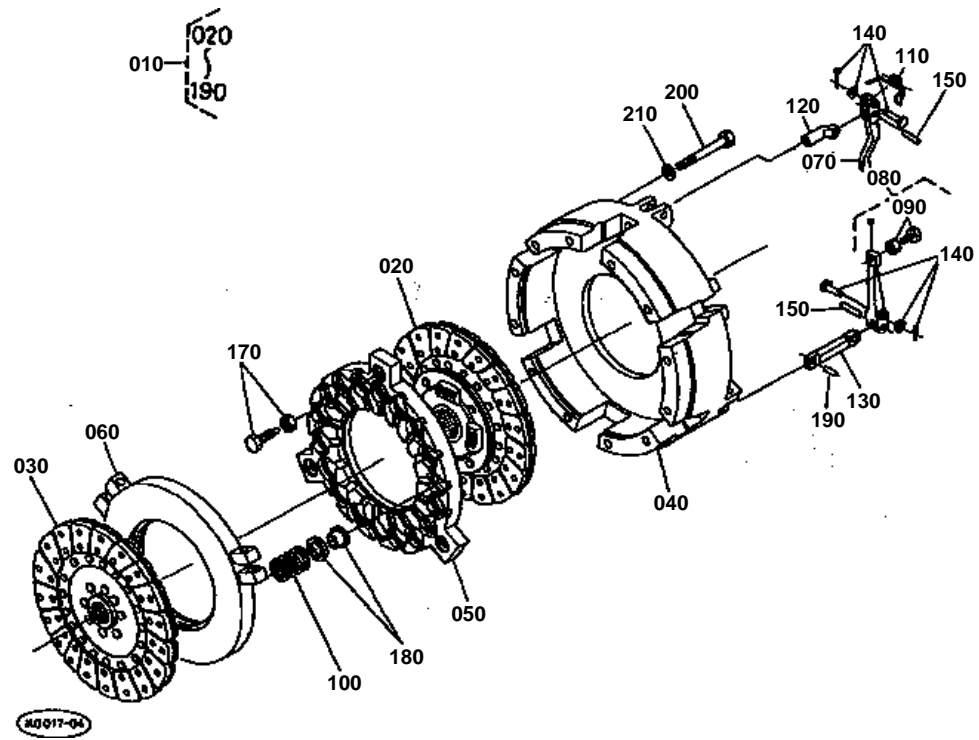






↔ Interchangeable; ≠ not interchangeable; ← new for old; → old for new

REF.No	Part No.	Description	Q'ty	S.No.	I/C	REMARKS	Weight (kgf)	Weight (lb)
010	35572-77200	ASSY WIRE HARNESS	1	≤69999			2	4.4
010	35593-77205	ASSY WIRE HARNESS	1	≥70001	≠		2.35	5.17
020	35572-77210	ASSY HARNESS	1	≤69999			1.5	3.3
020	35593-77214	ASSY HARNESS	1	≥70001	≠		1.4	3.08
030	35572-77240	WIRE HARNESS	1	≤69999			2	4.4
030	35593-77244	WIRE HARNESS	1	≥70001	≠		1.3	2.86
040	36730-75550	FUSE	14	≤69999		10A	0.001	0.0022
040	36730-75550	FUSE	4	≥70001		10A	0.001	0.0022
045	35820-75560	FUSE	4	≥70001		15A	0.002	0.0044
050	35595-77340	ASSY BOX FUSE	1	≤69999			0.1	0.22
050	35593-77342	ASSY BOX FUSE	1	≥70001	≠		0.08	0.176
060	35533-77350	ASSY CASE FUSE	1				0.04	0.088
070	35595-77370	COVER FUSE CASE	1	≤69999			0.02	0.044
070	35593-77372	COVER FUSE CASE	1	≥70001	≠		0.03	0.066
080	35533-77250	HARNESS AUX.	1				0.02	0.044
090	35533-77260	HARNESS AUX.	2				0.01	0.022
100	35593-77270	HARNESS AUX.	1				0.05	0.11
110	35533-77290	HARNESS AUX.	1				0.005	0.011
120	36330-75380	LINK FUSIBLE	1				0.01	0.022
130	35502-77220	WIRE HARNESS	1	≤69999			0.42	0.924
130	35593-77220	WIRE HARNESS	1	≥70001	≠		0.44	0.968
140	35533-77230	WIRE HARNESS	2	≤60076			0	0
140	35533-77232	WIRE HARNESS	2	≥60077	←		0	0
140	35533-77233	WIRE HARNESS	2	≥70001	≠		0.065	0.143
150	36200-77610	ASSY CLAMP CORD	1				0.002	0.0044
160	01123-50814	BOLT	1				0	0
170	04013-50080	WASHER PLAIN	1				0	0
180	35340-29380	CLAMP CORD	4				0.01	0.022
190	69331-11120	ASSY CLAMP CORD	1				0.01	0.022
200	13824-67580	CLAMP CORD	5				0.006	0.0132
210	01123-50814	BOLT	3				0	0
220	55311-41260	BAND CORD	2				0.007	0.0154
230	53581-64150	BAND CORD	10				0.002	0.0044
240	35533-77493	SUPPORT HARNESS	1				0.25	0.55
250	01133-51018	BOLT	2				0.018	0.0396
260	04013-50100	WASHER PLAIN	2				0	0
270	35533-77510	SUPPORT HARNESS	1				0.03	0.066
280	01023-50612	BOLT	2				0.005	0.011
290	04012-50060	WASHER PLAIN	2				0.001	0.0022
300	13824-67590	CLAMP CORD	2				0.002	0.0044



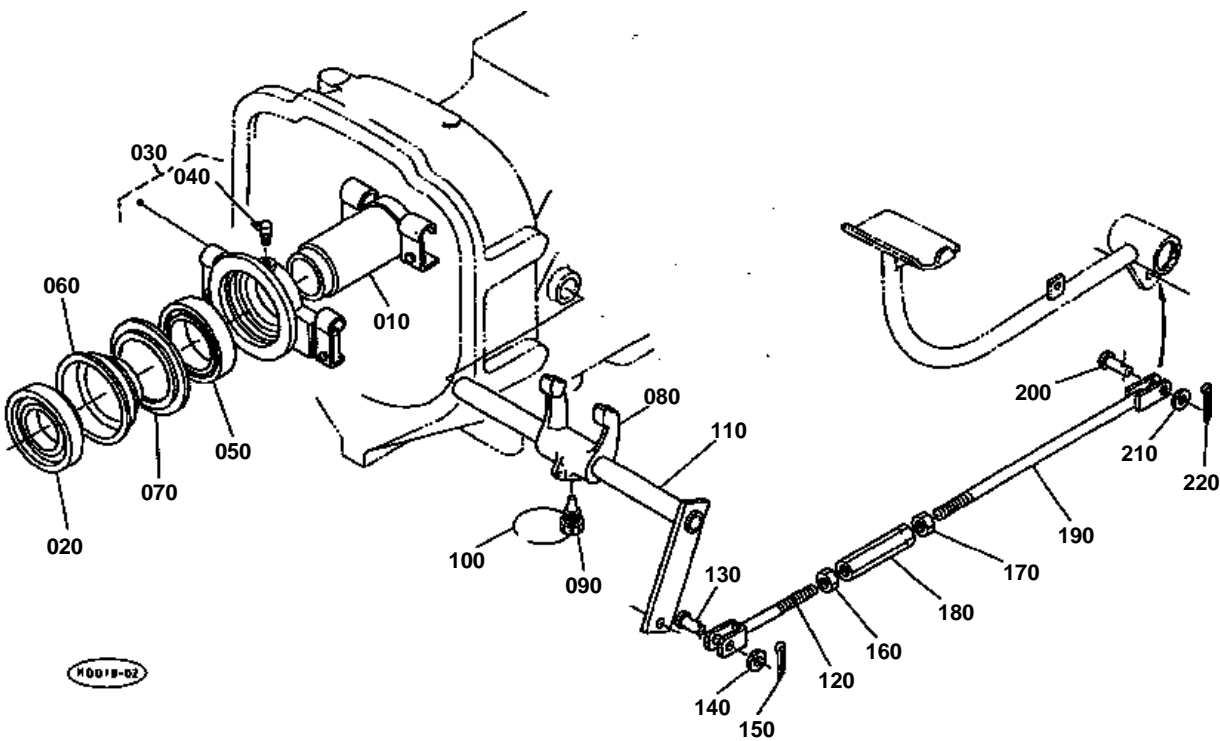


## CLUTCH

↔ Interchangeable; ≠ not interchangeable; ← new for old; → old for new

REF.No	Part No.	Description	Q'ty	S.No.	I/C	REMARKS	Weight (kgf)	Weight (lb)
010	35830-25104	ASSY CLUTCH	1				0	0
020	35820-25133	DISK CLUTCH	1				0	0
020	35830-25130	DISK CLUTCH	1			OPTION	0	0
030	36200-25142	DISK PTO CLUTCH	1				0	0
040	35820-25162	COVER CLUTCH	1				16	35.2
050	35820-25150	PLATE PRESSURE	1				5.2	11.44
060	35820-25222	PLATE PRESSURE	1				5.2	11.44
070	35820-25230	KIT LEVER	1				0.55	1.21
080	35820-25240	KIT LEVER	1				0.55	1.21
090	35820-25250	KIT BOLT NUT	1				0.06	0.132
100	35820-25310	KIT SPRING PRESSURE	1				1	2.2
110	35820-25320	KIT SPRING RETURN	1				0.024	0.0528
120	35820-25260	KIT ROD	1				0.225	0.495
130	35820-25270	KIT ROD	1				0.5	1.1
140	35820-25332	KIT PIN JOINT	1				0.065	0.143
150	35820-25342	KIT PIN STRAIGHT	1				0.03	0.066
160	99999-99999	BLANK	0				0	0
170	35820-25360	KIT BOLT NUT	1				0.08	0.176
180	35820-25370	KIT SEAT SPRING	1				0.162	0.3564
190	35820-25380	KIT PIN STRAIGHT	1				0.05	0.11
200	01053-50800	BOLT	12				0.036	0.0792
210	04512-50080	WASHER SPRING	12				0	0

CLUTCH FORK



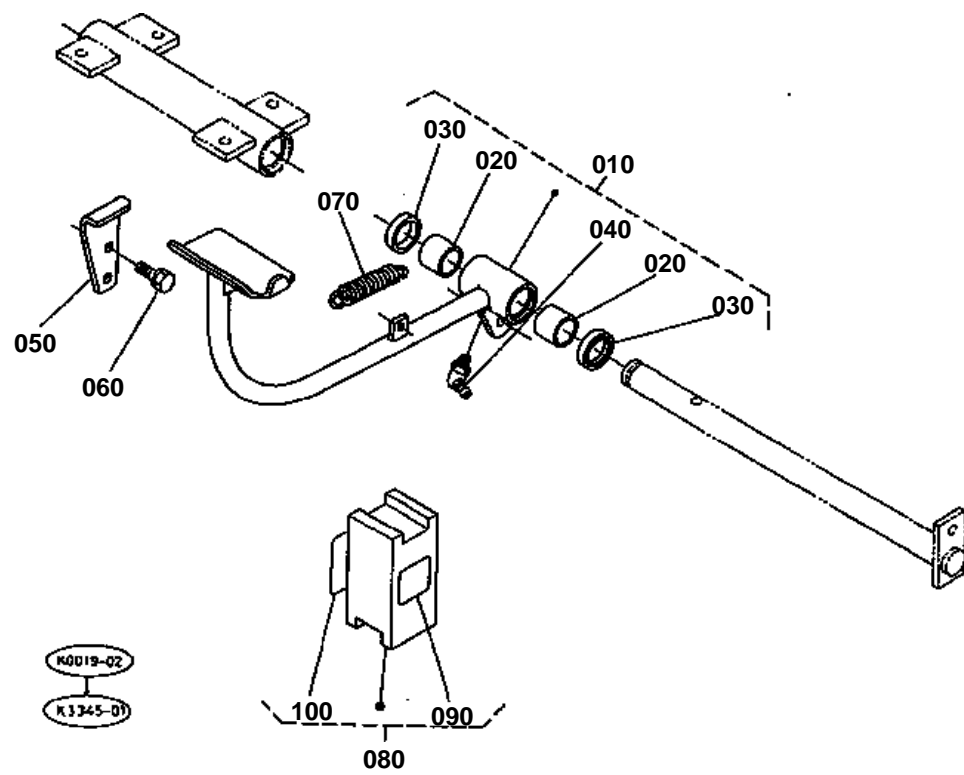


## CLUTCH FORK

↔ Interchangeable; ≠ not interchangeable; ← new for old; → old for new

REF.No	Part No.	Description	Q'ty	S.No.	I/C	REMARKS	Weight (kgf)	Weight (lb)
010	36200-26300	ASSY HUB CLUTCH	1				0.83	1.826
020	36200-26410	BEARING BALL	1				0.504	1.1088
030	33400-26730	ASSY COUPLING	1				1.06	2.332
040	06613-30010	NIPPLE GREASE	1				0.01	0.022
050	08101-16013	BEARING BALL	1				0.29	0.638
060	33400-26770	HUB CLUTCH RELEASE	1				0.65	1.43
070	33400-26780	COVER BEARING	1				0.028	0.0616
080	36330-26190	FORK CLUTCH RELEASE	1				0.55	1.21
090	33251-26350	BOLT SET	1				0.045	0.099
100	99999-99999	WIRE	1			OBTAINED LOCALLY	0	0
110	35420-26212	SHAFT CLUTCH CONTROL	1				0	0
120	36200-67415	ROD BRAKE	1				0.12	0.264
130	36330-26132	PIN CLUTCH LINK	1				0.02	0.044
140	04011-50100	WASHER PLAIN	1				0.002	0.0044
150	05511-50318	PIN SPLIT	1				0.001	0.0022
160	02172-50120	NUT	1				0.01	0.022
170	36330-67430	NUT LOCK	1				0.009	0.0198
180	37720-28980	TURNBUCKLE	1				0.099	0.2178
190	35533-26230	ROD CLUTCH	1				0.25	0.55
200	36330-26132	PIN CLUTCH LINK	1				0.02	0.044
210	04011-50100	WASHER PLAIN	1				0.002	0.0044
220	05511-50318	PIN SPLIT	1				0.001	0.0022

## CLUTCH PEDAL



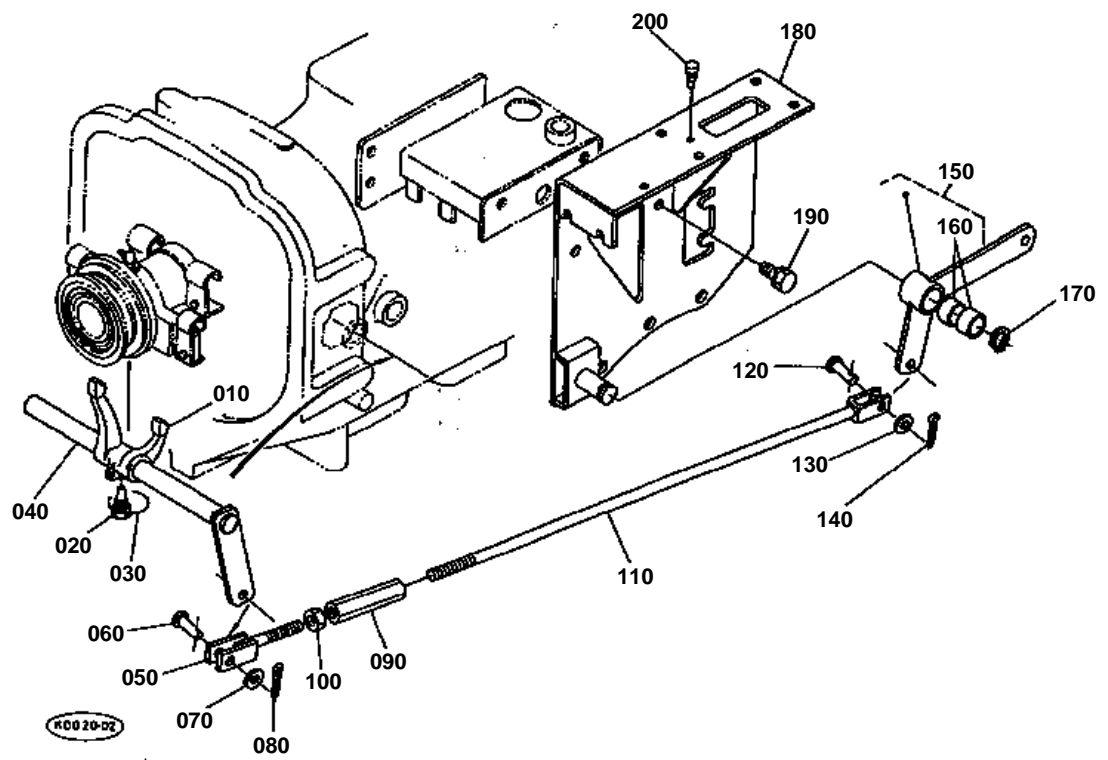




## CLUTCH PEDAL

↔ Interchangeable; ≠ not interchangeable; ← new for old; → old for new

REF.No	Part No.	Description	Q'ty	S.No.	I/C	REMARKS	Weight (kgf)	Weight (lb)
010	35533-26100	ASSY PEDAL CLUTCH	1				1.2	2.64
020	32150-28440	BUSH	2				0.043	0.0946
030	35533-26270	SEAL DUST	2				0.005	0.011
040	06613-30010	NIPPLE GREASE	1				0.01	0.022
050	35533-26140	STOPPER CLUTCH PEDAL	1				0.1	0.22
060	01133-51020	BOLT	2				0.02	0.044
070	36200-26150	SPRING	1				0.125	0.275
080	35410-26900	ASSY PIECE DISTANCE	1				0.07	0.154
090	36200-26940	MARK SPACER	1				0.001	0.0022
100	32170-15930	LABEL	1				0.001	0.0022



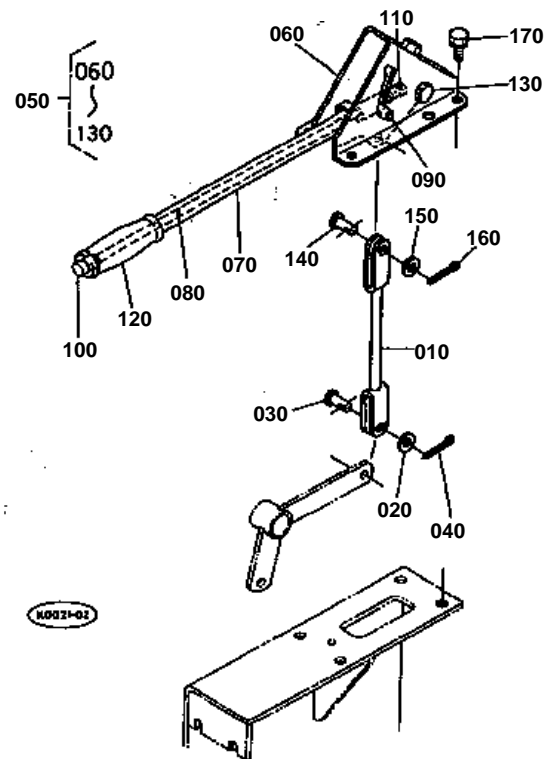


## PTO CLUTCH FORK

↔ Interchangeable; ≠ not interchangeable; ← new for old; → old for new

REF.No	Part No.	Description	Q'ty	S.No.	I/C	REMARKS	Weight (kgf)	Weight (lb)
010	36730-26710	FORK CLUTCH RELEASE	1			OBTAINED LOCALLY	0.65	1.43
020	33251-26350	BOLT SET	1				0.045	0.099
030	99999-99999	WIRE	1				0	0
040	35533-26220	SHAFT CONTROL LEVER	1				1.55	3.41
050	36330-26173	ROD CLUTCH	1				0.11	0.242
060	05122-51028	PIN JOINT	1				0	0
070	04011-50100	WASHER PLAIN	1				0.002	0.0044
080	05511-50318	PIN SPLIT	1				0.001	0.0022
090	32350-28980	TURNBUCKLE	1				0.124	0.2728
100	02116-50100	NUT	1				0.004	0.0088
110	35533-26330	ROD CLUTCH(PTO)	1				0.57	1.254
120	05122-51028	PIN JOINT	1				0	0
130	04011-50100	WASHER PLAIN	1				0.002	0.0044
140	05511-50318	PIN SPLIT	1				0.001	0.0022
150	35533-26340	ASSY LINK CLUTCH	1				0.5	1.1
160	36330-26430	BUSH	2				0	0
170	04612-00220	CIR CLIP EXTERNAL	1				0.001	0.0022
180	35533-26380	SUPPORT	1				3.81	8.382
190	01133-51225	BOLT	2				0.035	0.077
200	63611-52350	RUBBER	1				0.001	0.0022

## PTO CLUTCH LEVER

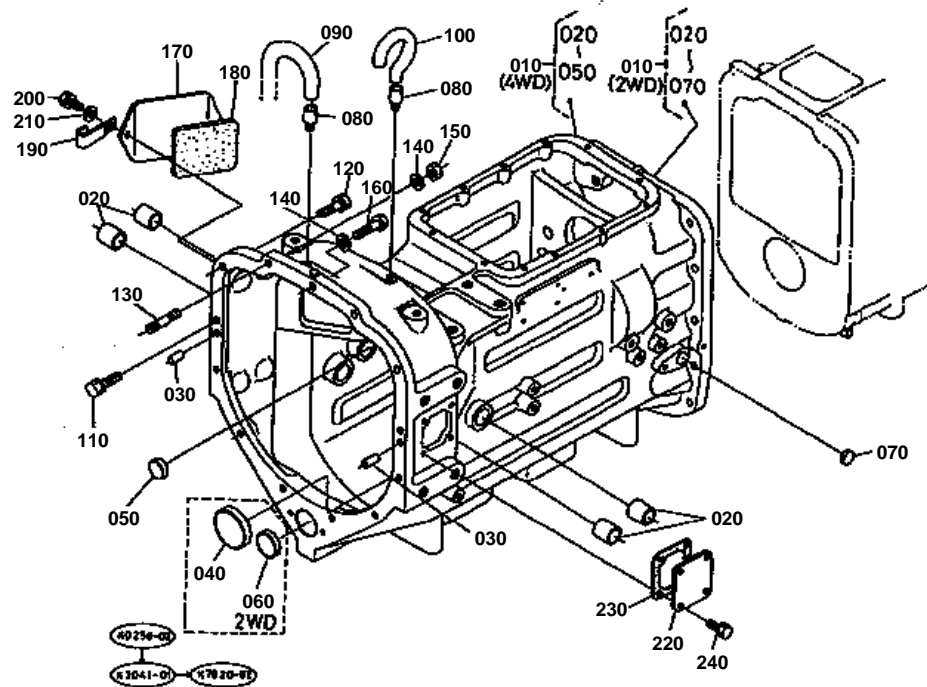




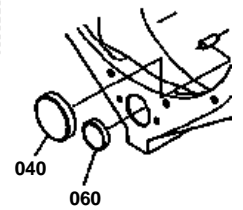
## PTO CLUTCH LEVER

↔ Interchangeable; ≠ not interchangeable; ← new for old; → old for new

REF.No	Part No.	Description	Q'ty	S.No.	I/C	REMARKS	Weight (kgf)	Weight (lb)
010	35533-26370	ROD CLUTCH(PTO)	1				0.15	0.33
020	04011-50100	WASHER PLAIN	1				0.002	0.0044
030	05122-51022	PIN JOINT	1				0.014	0.0308
040	05511-50318	PIN SPLIT	1				0.001	0.0022
050	36330-26002	ASSY LEVER CONTROL	1				1.27	2.794
060	36330-26013	GUIDE LEVER	1				0.7	1.54
070	36330-26020	LEVER CLUTCH CONTROL	1				0.56	1.232
080	36330-26030	ROD RELEASE	1				0.09	0.198
090	05411-00540	PIN SPRING	1				0.004	0.0088
100	36330-26040	BUTTON	1				0.01	0.022
110	36330-26050	SPRING	1				0.01	0.022
120	36330-26060	GRIP	1				0.04	0.088
130	36330-26070	PIN	1				0.04	0.088
140	05122-50816	PIN JOINT	1				0.007	0.0154
150	04012-50080	WASHER PLAIN	1				0.001	0.0022
160	05511-50215	PIN SPLIT	1				0.001	0.0022
170	01123-50816	BOLT	4				0	0



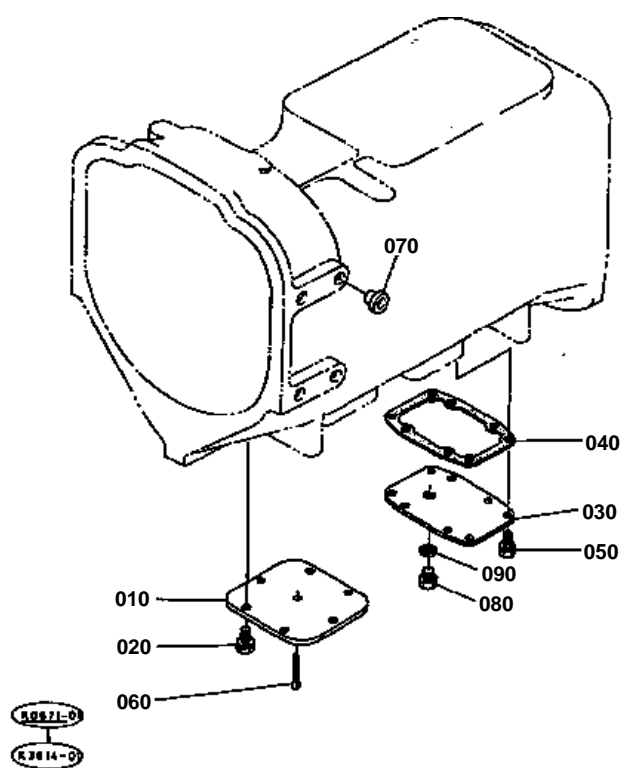
040 36200-2123-0  
060 36730-2463-0



020  
010 (4WD)  
060

↔ Interchangeable; ≠ not interchangeable; ← new for old; → old for new

REF.No	Part No.	Description	Q'ty	S.No.	I/C	REMARKS	Weight (kgf)	Weight (lb)
010	35574-21100	ASSY HOUSING CLUTCH	1	≤69999			128	281.6
010	35533-21103	ASSY HOUSING CLUTCH	1	≥70001	≠		100	220
020	36200-21130	BUSH	4				0.003	0.0066
030	05012-01020	PIN STRAIGHT	2				0.013	0.0286
040	36200-21230	PLUG	1	≤69999			0.039	0.0858
050	35820-29420	PLUG	1				0.005	0.011
060	36730-24630	PLUG	1	≤69999			0.025	0.055
080	36200-21610	BREATHER	2				0.008	0.0176
090	36330-21200	PIPE BREATHER	1				0.05	0.11
100	35820-21620	BREATHER	1				0.007	0.0154
110	01133-51240	BOLT	8				0.05	0.11
120	01133-51245	BOLT	2				0.055	0.121
130	01574-51235	STUD	2				0	0
140	04512-50120	WASHER SPRING	3				0	0
150	02176-50120	NUT	2				0.01	0.022
160	01173-51250	BOLT	1				0.05	0.11
170	36200-21160	COVER INSPECTION	1				0.47	1.034
180	35820-21170	GASKET	1				0.045	0.099
190	13824-67580	CLAMP CORD	1				0.006	0.0132
200	01123-50818	BOLT	2				0.012	0.0264
210	04013-50080	WASHER PLAIN	2				0	0
220	36200-21140	COVER CLUTCH	1				0.19	0.418
230	36200-21150	GASKET	1				0.005	0.011
240	01123-50818	BOLT	4				0.012	0.0264





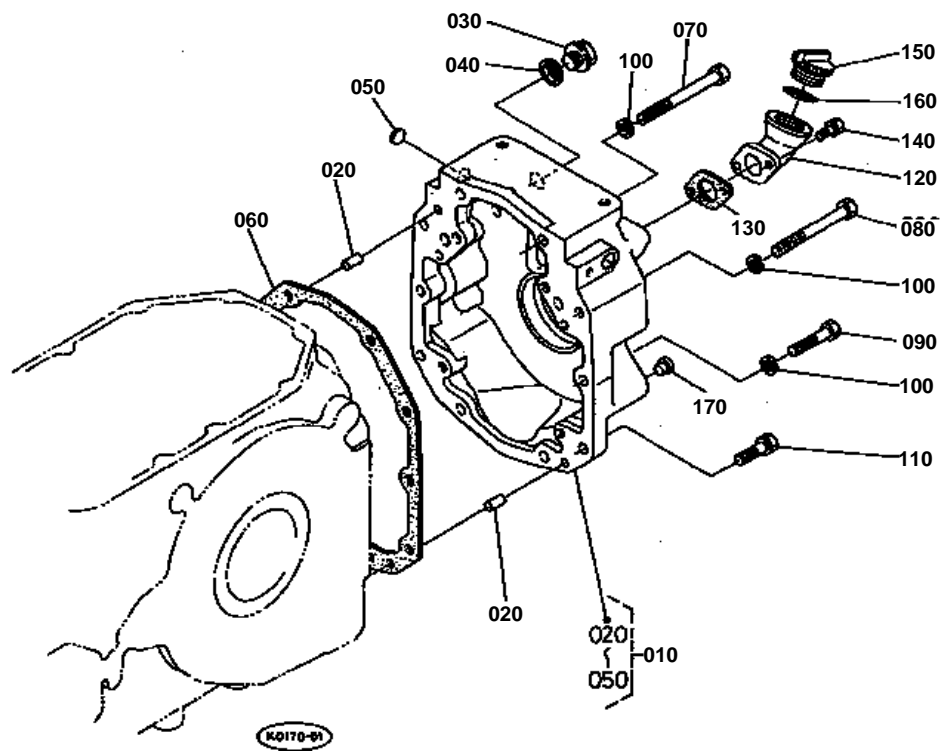




↔ Interchangeable; ≠ not interchangeable; ← new for old; → old for new

REF.No	Part No.	Description	Q'ty	S.No.	I/C	REMARKS	Weight (kgf)	Weight (lb)
010	35533-21303	ASSY CASE TR-MIS'ON	1				91	200.2
020	05012-01325	PIN STRAIGHT	6				0.028	0.0616
030	06331-35020	PLUG	2				0.068	0.1496
040	04717-02000	WASHER WITH RUBBER	2				0.004	0.0088
050	36200-21240	PLUG	2	≤60070			0	0
050	31321-38720	PLUG	2	≥60071	↔		0.005	0.011
060	33300-90910	PLUG	10				0.002	0.0044
070	35880-21323	GASKET	1				0	0
080	01133-51240	BOLT	13				0.05	0.11
090	01574-51240	STUD	2				0	0
100	04512-50120	WASHER SPRING	2				0	0
110	02176-50120	NUT	2				0.01	0.022
120	35533-21340	COVER MISSION CASE	1				0.87	1.914
130	36330-21352	GASKET	1				0	0
140	01133-51030	BOLT	4				0.025	0.055
150	35458-21510	GAUGE OIL	1				0.03	0.066
160	38240-21410	PLUG	1				0.015	0.033
170	04811-50300	O RING	1				0	0
180	06331-35020	PLUG	1				0.068	0.1496
190	04717-02000	WASHER WITH RUBBER	1				0.004	0.0088
200	35533-21453	COVER MISSION CASE	1	≤60113			0	0
200	35533-21455	COVER MISSION CASE	1	≥60114	↔		1.7	3.74
210	36330-21460	GASKET	1				0	0
220	01133-51028	BOLT	8				0.027	0.0594

## TRANSMISSION CASE REAR COVER

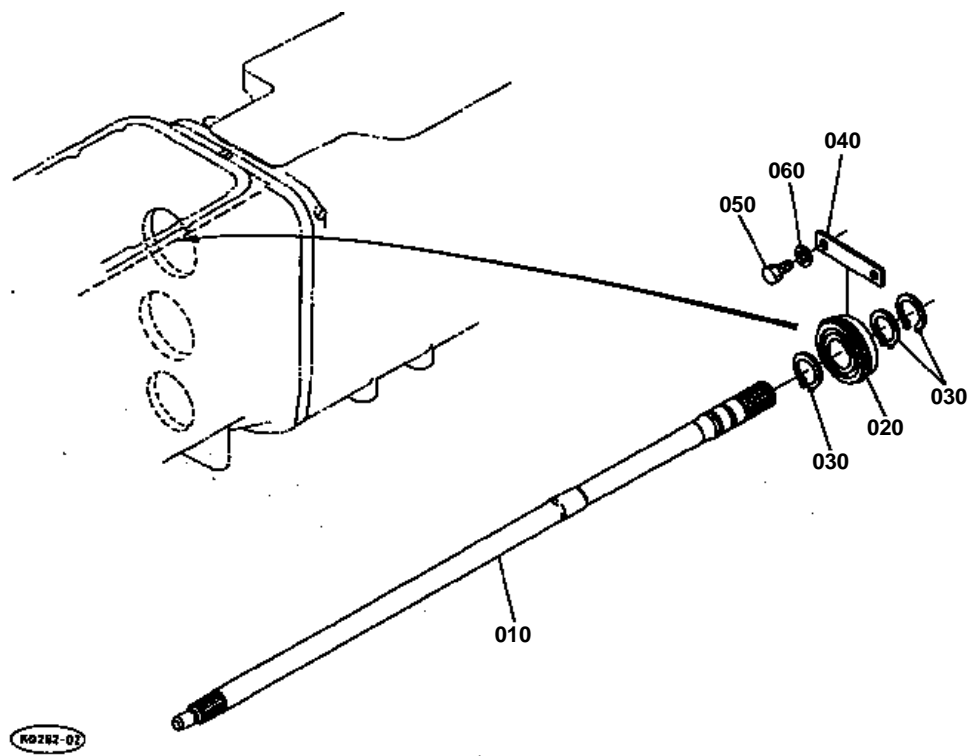




## TRANSMISSION CASE REAR COVER

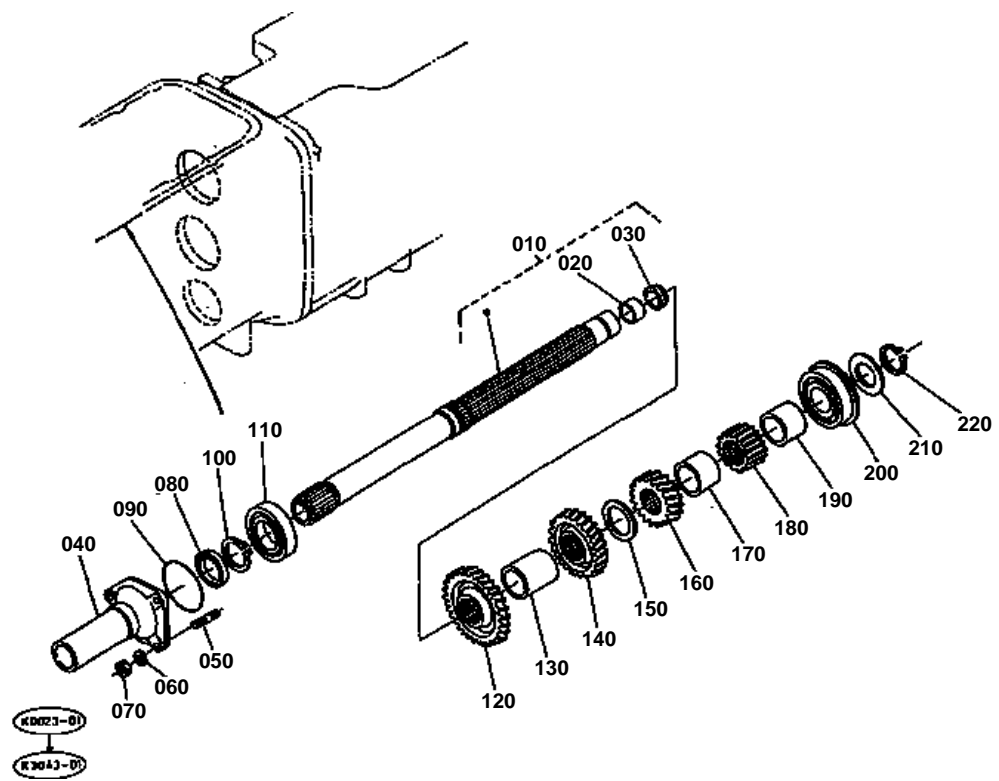
↔ Interchangeable; ≠ not interchangeable; ← new for old; → old for new

REF.No	Part No.	Description	Q'ty	S.No.	I/C	REMARKS	Weight (kgf)	Weight (lb)
010	35593-21400	ASSY COVER CASE	1				16.6	36.52
020	05012-01020	PIN STRAIGHT	2				0.013	0.0286
030	06311-55040	PLUG	1				0.093	0.2046
040	04717-02150	WASHER WITH RUBBER	1				0.004	0.0088
050	36200-21240	PLUG	1	≤60070			0	0
050	31321-38720	PLUG	1	≥60071	↔		0.005	0.011
060	36200-21420	GASKET	1				0	0
070	01173-51204	BOLT	2				0	0
080	01173-51202	BOLT	2				0.1	0.22
090	01173-51255	BOLT	2				0.055	0.121
100	04512-50120	WASHER SPRING	6				0	0
110	01133-51240	BOLT	4				0.05	0.11
120	36330-21470	FILLER OIL	1				0.42	0.924
130	36330-21480	GASKET	1				0	0
140	01123-50820	BOLT	2				0.011	0.0242
150	38240-21410	PLUG	1				0.015	0.033
160	04811-50300	O RING	1				0	0
170	66591-11290	PLUG	4				0.001	0.0022





## FIRST SHAFT





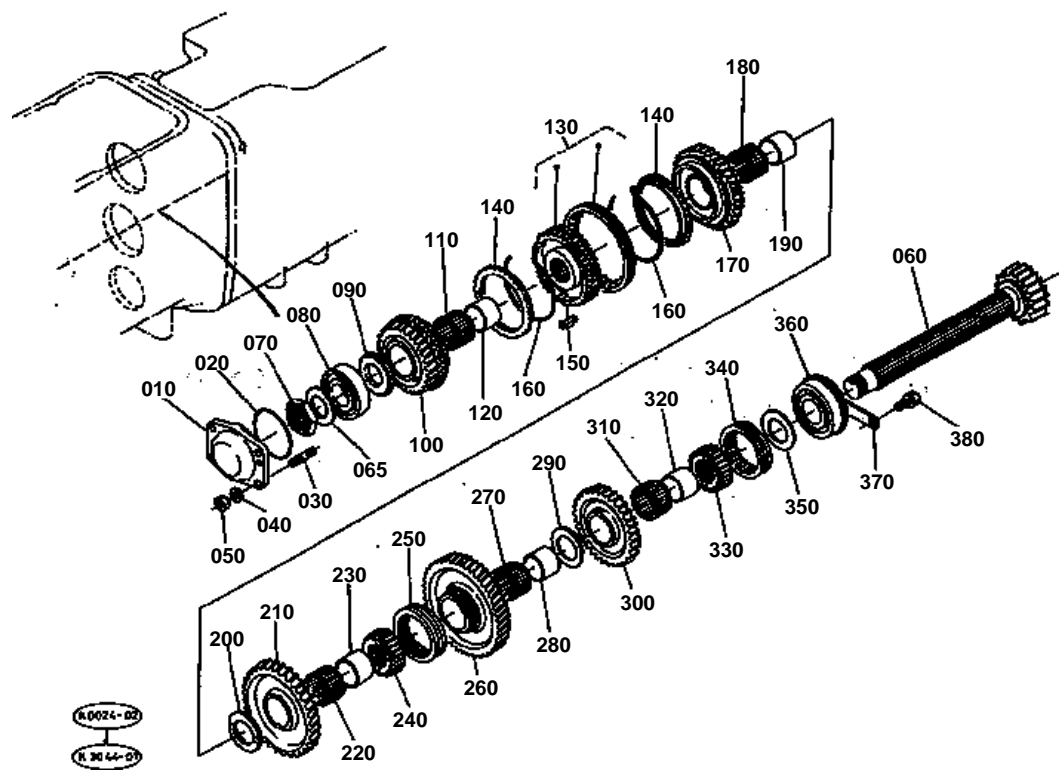


## FIRST SHAFT

↔ Interchangeable; ≠ not interchangeable; ← new for old; → old for new

REF.No	Part No.	Description	Q'ty	S.No.	I/C	REMARKS	Weight (kgf)	Weight (lb)
010	35574-28100	ASSY SHAFT FIRST	1				2.3	5.06
020	33251-28640	BUSH FIRST SHAFT	1				0.018	0.0396
030	36730-24330	SEAL FIRST SHAFT	1				0.005	0.011
040	36200-28513	COMP.CASE BEARING	1				1.48	3.256
050	01513-50825	STUD	3				0	0
060	04512-50080	WASHER SPRING	3				0	0
070	02114-50080	NUT	3				0.005	0.011
080	36730-24650	SEAL OIL	1				0.03	0.066
090	04811-50900	O RING	1				0.003	0.0066
100	04612-00450	CIR CLIP EXTERNAL	1				0.007	0.0154
110	08101-06209	BEARING BALL	1				0.42	0.924
120	35880-28240	GEAR	1			30T	1.1	2.42
130	35574-28010	COLLAR FIRST SHAFT	1			46.6MM	0.23	0.506
140	36330-28232	GEAR	1			25T	0.7	1.54
150	35420-28180	COLLAR FIRST SHAFT	1			1.0MM	0.01	0.022
160	36330-28220	GEAR	1			18T	0.46	1.012
170	36200-28560	COLLAR	1			38.0MM	0.156	0.3432
180	35420-28210	GEAR	1			16T	0.44	0.968
190	36200-28560	COLLAR	1			38.0MM	0.156	0.3432
200	08151-06308	BEARING BALL	1				0.64	1.408
210	36330-28410	SHIM	2			0.3MM	0.002	0.0044
210	36330-28420	SHIM	2			0.2MM	0.002	0.0044
220	04612-00400	CIR CLIP EXTERNAL	1				0.005	0.011

## COUNTERSHAFT

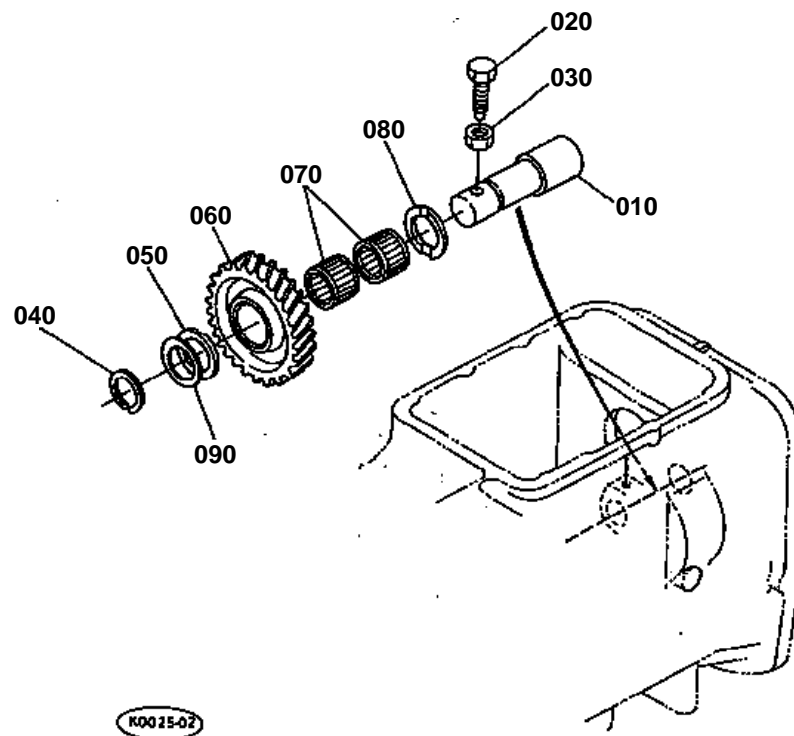




# COUNTERSHAFT

↔ Interchangeable; ≠ not interchangeable; ← new for old; → old for new

REF.No	Part No.	Description	Q'ty	S.No.	I/C	REMARKS	Weight (kgf)	Weight (lb)
010	36200-28630	COVER COUNTERSHAFT	1				0.7	1.54
020	04811-50800	O RING	1				0.003	0.0066
030	01513-50825	STUD	3				0	0
040	04512-50080	WASHER SPRING	4				0	0
050	02114-50080	NUT	4				0.005	0.011
060	35535-28162	COUNTERSHAFT	1				3.5	7.7
065	36330-80080	COLLAR	1			3.2MM	0.03	0.066
070	34150-25330	NUT	1				0.039	0.0858
080	08101-06307	BEARING BALL	1				0.455	1.001
090	36200-28610	COLLAR THRUST	1			3.0MM	0.048	0.1056
100	36330-28293	GEAR	1			29T	1.62	3.564
110	35999-07260	BEARING NEEDLE	1	≤60107			0.057	0.1254
110	36200-28340	BEARING NEEDLE	1	≥60108	≠		0	0
120	36200-28330	RING INNER	1				0.088	0.1936
130	36330-28403	COUPLING-SHIFTER	1				1.93	4.246
140	36530-28414	RING SYNCHRONIZER	2				0.01	0.022
150	36330-28502	KEY SYNCHRONIZER	3				0.008	0.0176
160	36200-28434	SPRING	2				0.01	0.022
170	35420-28284	GEAR	1			33T	1.68	3.696
180	08824-55027	BEARING NEEDLE	1				0.06	0.132
190	35420-28330	RING INNER	1				0.09	0.198
200	36330-28663	COLLAR THRUST	1			3.0MM	0.04	0.088
210	35420-28270	GEAR	1			40T	1.63	3.586
220	08824-55027	BEARING NEEDLE	1				0.06	0.132
230	35420-28330	RING INNER	1				0.09	0.198
240	36330-28462	COUPLING	1	≤70055			0.45	0.99
240	35820-32270	COUPLING	1	≥70056	≠		0.44	0.968
250	36330-28473	SHIFTER	1	≤70055			0.4	0.88
250	35820-28470	SHIFTER	1	≥70056	≠		0.41	0.902
260	35420-28260	GEAR	1			44T	2.14	4.708
270	35999-07260	BEARING NEEDLE	1	≤60107			0.057	0.1254
270	36200-28340	BEARING NEEDLE	1	≥60108	≠		0	0
280	36200-28330	RING INNER	1				0.088	0.1936
290	35420-28660	COLLAR THRUST	1			2.5MM	0.03	0.066
300	35420-28370	GEAR	1			33T	1.07	2.354
310	08824-55027	BEARING NEEDLE	1				0.06	0.132
320	35420-28330	RING INNER	1				0.09	0.198
330	36330-28462	COUPLING	1	≤70055			0.45	0.99
330	35820-32270	COUPLING	1	≥70056	≠		0.44	0.968
340	36330-28473	SHIFTER	1	≤70055			0.4	0.88
340	35820-28470	SHIFTER	1	≥70056	≠		0.41	0.902
350	35420-28610	COLLAR THRUST	1			2.0MM	0.025	0.055
360	08151-06308	BEARING BALL	1				0.64	1.408
370	36200-28680	RETAINER BEARING	1				0.058	0.1276
380	01123-50818	BOLT	2				0.012	0.0264

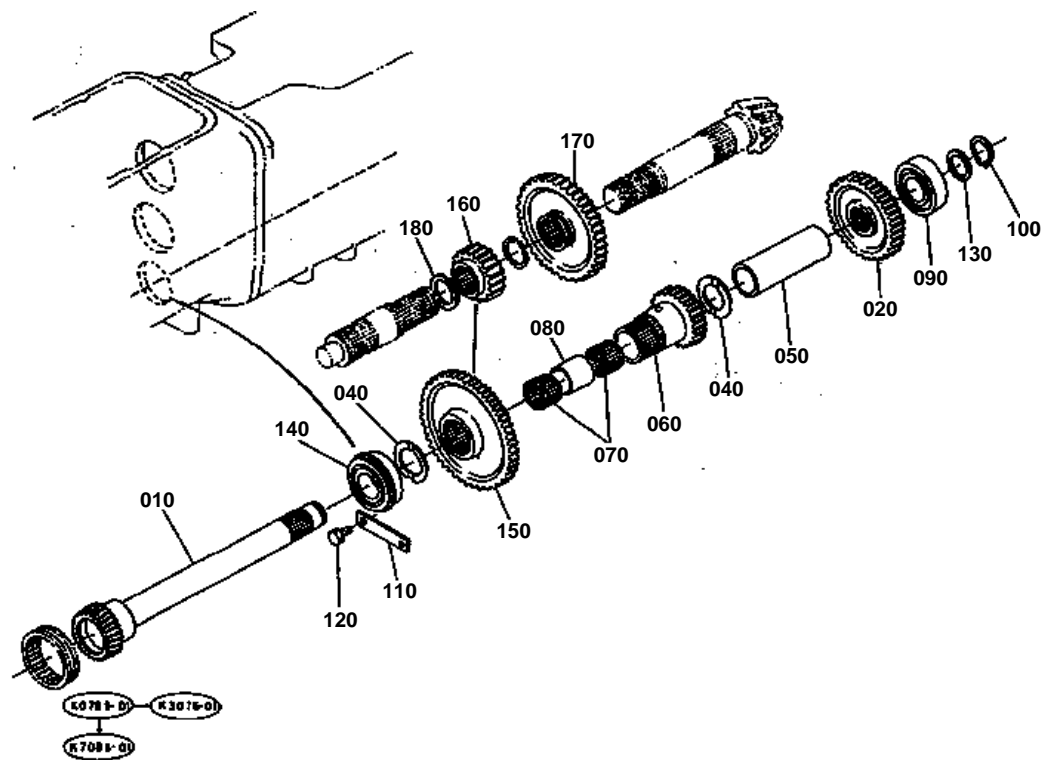




## BACK IDLE SHAFT

↔ Interchangeable; ≠ not interchangeable; ← new for old; → old for new

REF.No	Part No.	Description	Q'ty	S.No.	I/C	REMARKS	Weight (kgf)	Weight (lb)
010	35533-28152	SHAFT BACK IDLE	1				0.72	1.584
020	36200-28730	BOLT	1				0.025	0.055
030	02016-50100	NUT	1				0.009	0.0198
040	38430-25540	CIR-CLIP EXTERNAL	1				0.004	0.0088
050	36330-28710	COLLAR THRUST	1			3.0MM	0.03	0.066
060	35533-28350	GEAR BACK IDLE	1			26T	0.81	1.782
070	35533-28360	BEARING NEEDLE	2				0.02	0.044
080	36330-28710	COLLAR THRUST	1			3.0MM	0.03	0.066
090	35533-28170	SHIM	1			0.3MM	0.002	0.0044
090	35533-28180	SHIM	1			0.5MM	0.003	0.0066



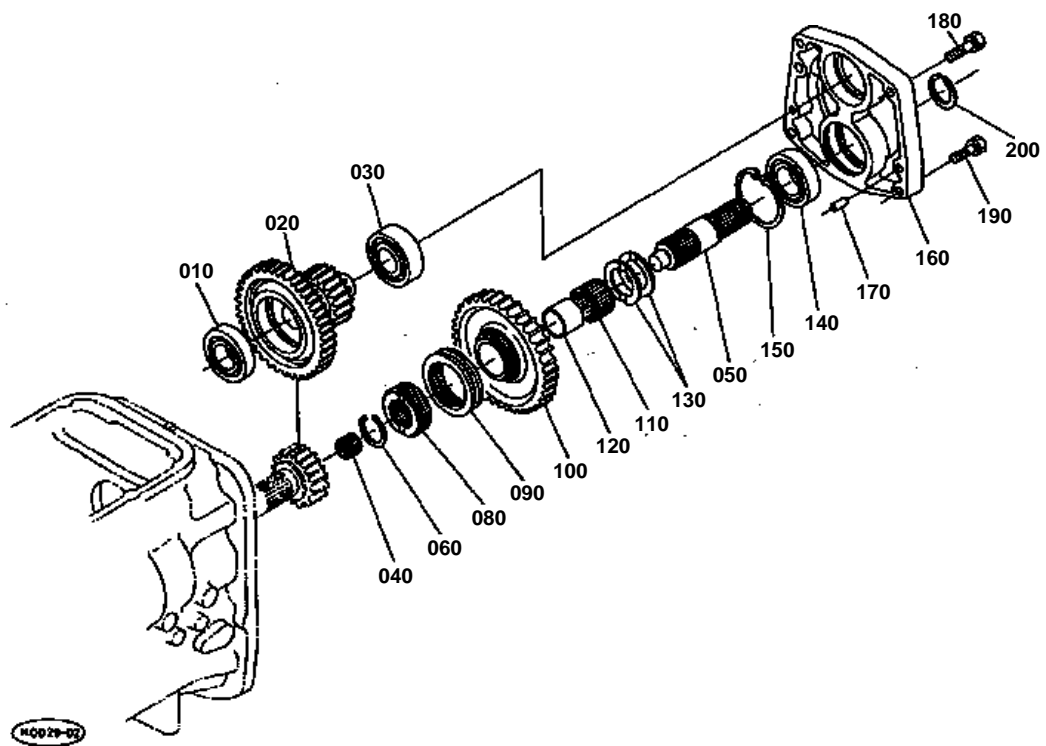


# CREEP GEAR SHAFT

↔ Interchangeable; ≠ not interchangeable; ← new for old; → old for new

REF.No	Part No.	Description	Q'ty	S.No.	I/C	REMARKS	Weight (kgf)	Weight (lb)
010	35533-41280	SHAFT DRIVE REAR	1				3	6.6
020	36280-41130	GEAR	1	≤69999		31T	0.93	2.046
020	33710-41130	GEAR	1	≥70001	≠	32T	0.94	2.068
030	99999-99999	BLANK	0				0	0
040	36280-41150	WASHER THRUST	2			3.0MM	0.04	0.088
050	36280-41160	COLLAR	1			133.4MM	0.42	0.924
060	36280-41180	SHAFT GEAR	1			20T	0.8	1.76
070	08823-54027	BEARING NEEDLE	2				0.05	0.11
080	36280-41170	COLLAR	1			37.5MM	0.04	0.088
090	08101-06306	BEARING BALL	1				0.335	0.737
100	37880-44270	CIR CLIP EXTERNAL	1	≤60076			0	0
100	36330-80660	CIR CLIP EXTERNAL	1	≥60077	↔		0.02	0.044
110	36200-28680	RETAINER BEARING	1				0.058	0.1276
120	01123-50820	BOLT	2				0.011	0.0242
130	35533-41140	SHIM	1			0.5MM	0.002	0.0044
140	08151-06307	BEARING BALL	1				0.469	1.0318
150	36280-41190	GEAR	1			46T	1.5	3.3
160	35533-31230	GEAR CREEP	1			17T	0.29	0.638
170	36200-31242	GEAR	1			43T	1.65	3.63
180	35533-31270	COLLAR	1			3.0MM	0.02	0.044

## HI-LO SHIFT GEAR SHAFT



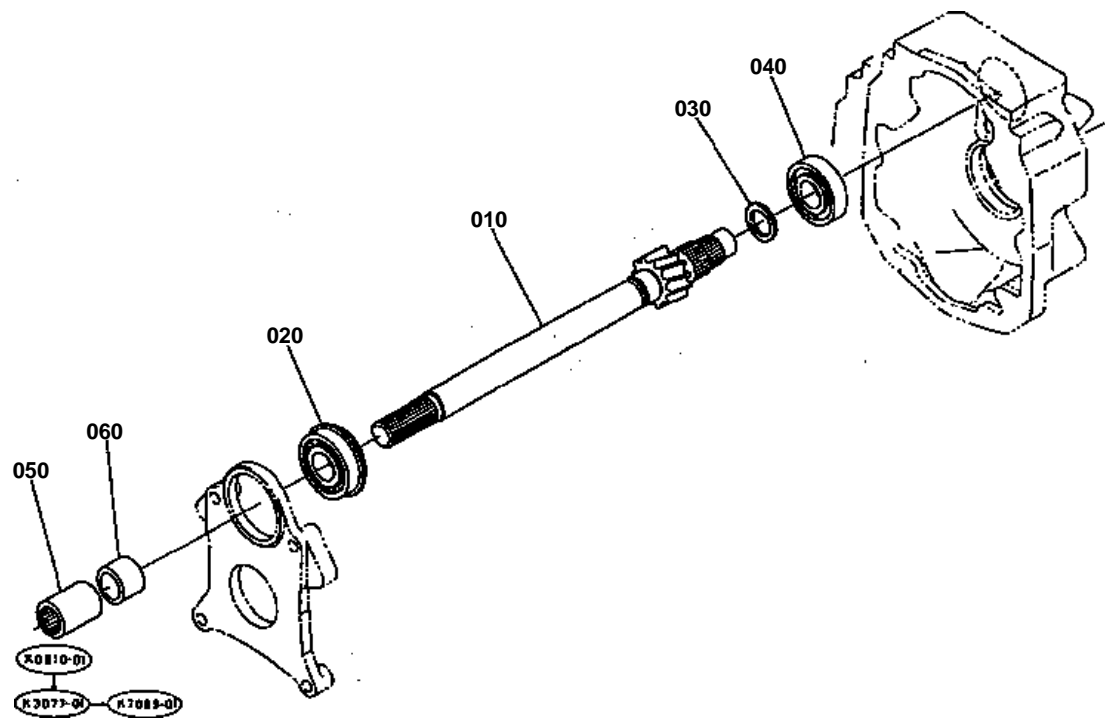




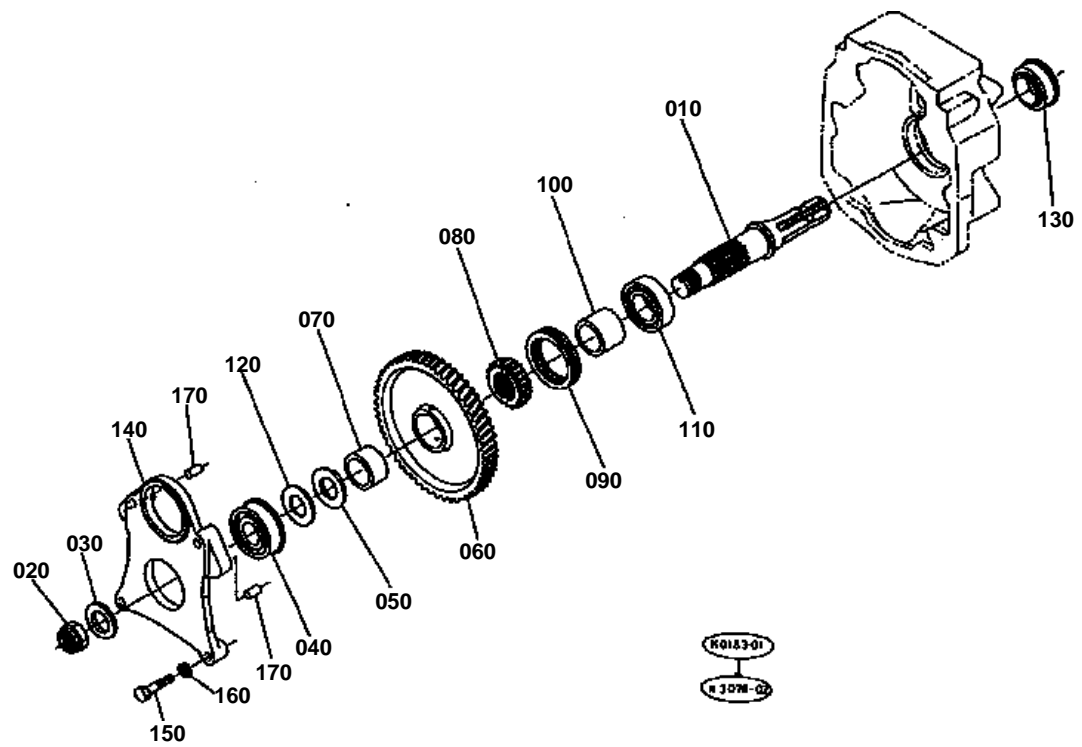
# HI-LO SHIFT GEAR SHAFT

↔ Interchangeable; ≠ not interchangeable; ← new for old; → old for new

REF.No	Part No.	Description	Q'ty	S.No.	I/C	REMARKS	Weight (kgf)	Weight (lb)
010	08101-06208	BEARING BALL	1				0.355	0.781
020	35533-32390	GEAR	1			20-40T	3	6.6
030	38260-26790	BEARING BALL	1				0.05	0.11
040	08822-53216	BEARING NEEDLE	1				0.026	0.0572
050	35533-32330	SHAFT HI-LO SHIFT	1				1.1	2.42
060	36730-28040	CIR-CLIP EXTERNAL	1				0	0
070	99999-99999	BLANK	0				0	0
080	36330-28462	COUPLING	1				0.45	0.99
090	36330-28473	SHIFTER	1				0.4	0.88
100	35420-32343	GEAR HI-LO	1			43T	1.98	4.356
110	36200-28340	BEARING NEEDLE	1				0	0
120	36200-28330	RING INNER	1				0.088	0.1936
130	36330-28663	COLLAR THRUST	2			3.0MM	0.04	0.088
140	08101-06208	BEARING BALL	1				0.355	0.781
150	04611-00800	CIR CLIP INTERNAL	1				0.02	0.044
160	36200-32316	SUPPORT BEARING	1				3.02	6.644
170	05012-01020	PIN STRAIGHT	2				0.013	0.0286
180	01133-51245	BOLT	3				0.055	0.121
190	01133-51235	BOLT	1				0.043	0.0946
200	35533-32300	CIR-CLIP EXTERNAL	1				0.01	0.022





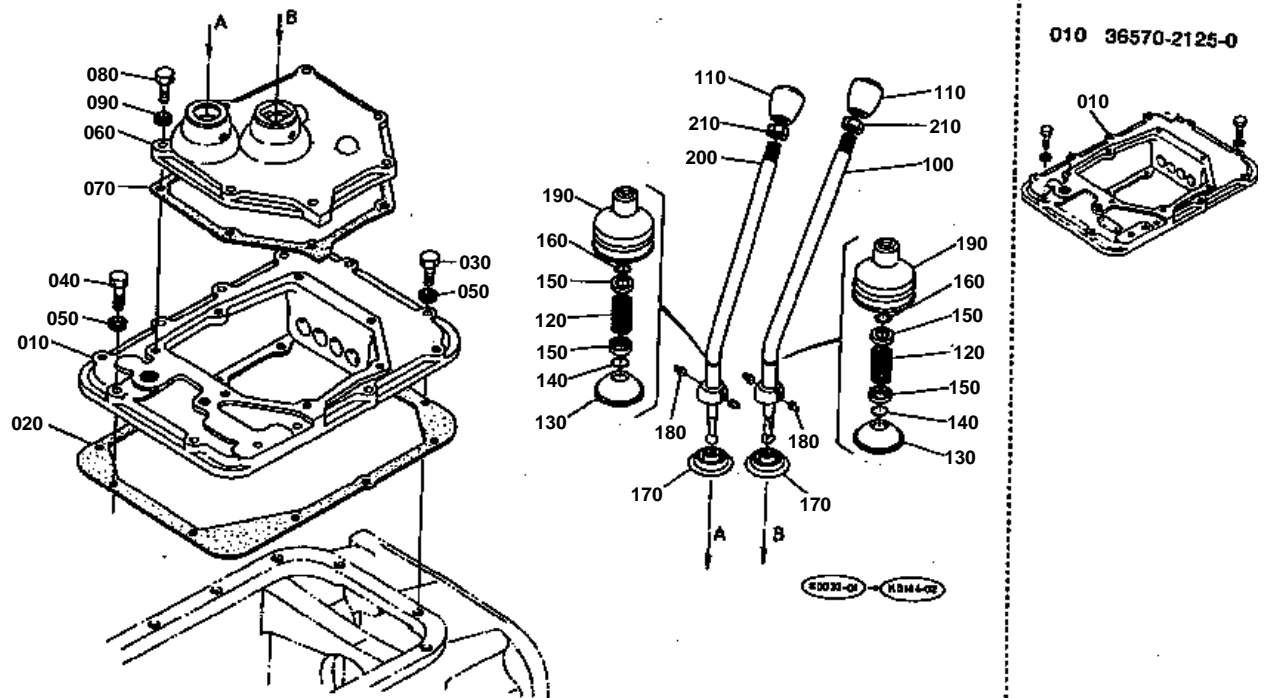




## PTO SHAFT

↔ Interchangeable; ≠ not interchangeable; ← new for old; → old for new

REF.No	Part No.	Description	Q'ty	S.No.	I/C	REMARKS	Weight (kgf)	Weight (lb)
010	36500-80144	SHAFT PTO	1				0	0
020	34150-25330	NUT	1				0.039	0.0858
030	36330-80080	COLLAR	1			3.2MM	0.03	0.066
040	36530-80150	BEARING BALL	1				0.47	1.034
050	36910-80200	COLLAR THRUST	1			4.0MM	0.072	0.1584
060	36530-80312	GEAR PTO	1	≤60076		49T	0	0
060	36730-80312	GEAR PTO	1	≥60077	←	49T	4.2	9.24
070	36530-80350	RING INNER	1				0.182	0.4004
080	36330-28462	COUPLING	1				0.45	0.99
090	36330-28473	SHIFTER	1				0.4	0.88
100	35533-80180	COLLAR PTO SHAFT	1			35.0MM	0.21	0.462
110	08101-06308	BEARING BALL	1				0.63	1.386
120	36910-80390	SHIM	2			0.3MM	0.002	0.0044
130	33740-80290	SEAL	1				0.075	0.165
140	36910-80212	SUPPORT PTO BEARING	1				4.3	9.46
150	01173-51255	BOLT	4				0.055	0.121
160	04512-50120	WASHER SPRING	4				0	0
170	05012-01020	PIN STRAIGHT	2				0.013	0.0286





## MAIN AND HI-LO GEAR SHIFT LEVER

↔ Interchangeable; ≠ not interchangeable; ← new for old; → old for new

REF.No	Part No.	Description	Q'ty	S.No.	I/C	REMARKS	Weight (kgf)	Weight (lb)
010	36570-21250	COVER GEAR SHIFT	1	≤60094			4.5	9.9
010	36570-21256	COVER GEAR SHIFT	1	≥60095	≠		0	0
020	36200-21264	GASKET	1				0	0
030	01153-50828	BOLT	10				0.014	0.0308
040	01153-50830	BOLT	2				0	0
050	04512-50080	WASHER SPRING	12				0	0
060	36200-21270	BRACKET GEAR SHIFT	1				2.06	4.532
070	36200-21280	GASKET	1				0	0
080	01153-50825	BOLT	7				0.012	0.0264
090	04512-50080	WASHER SPRING	7				0	0
100	35533-29360	LEVER MAIN SHIFT	1				0.65	1.43
110	35828-29620	GRIP LEVER	2				0.055	0.121
120	33251-29630	SPRING	2				0.013	0.0286
130	36330-29700	CAP SHIFT LEVER	2				0.04	0.088
140	04815-00150	O RING	2				0	0
150	33251-29650	CAP SPRING	4				0.005	0.011
160	33251-29660	STOPPER SPRING	2				0.001	0.0022
170	34150-23870	SHIELD	2				0	0
180	34150-23740	PIN SET	4				0.002	0.0044
190	36200-29690	SEAL SHIFT LEVER	2				0.032	0.0704
200	35533-29370	LEVER HI-LO SHIFT	1				0.5	1.1
210	02116-50100	NUT	2				0.004	0.0088



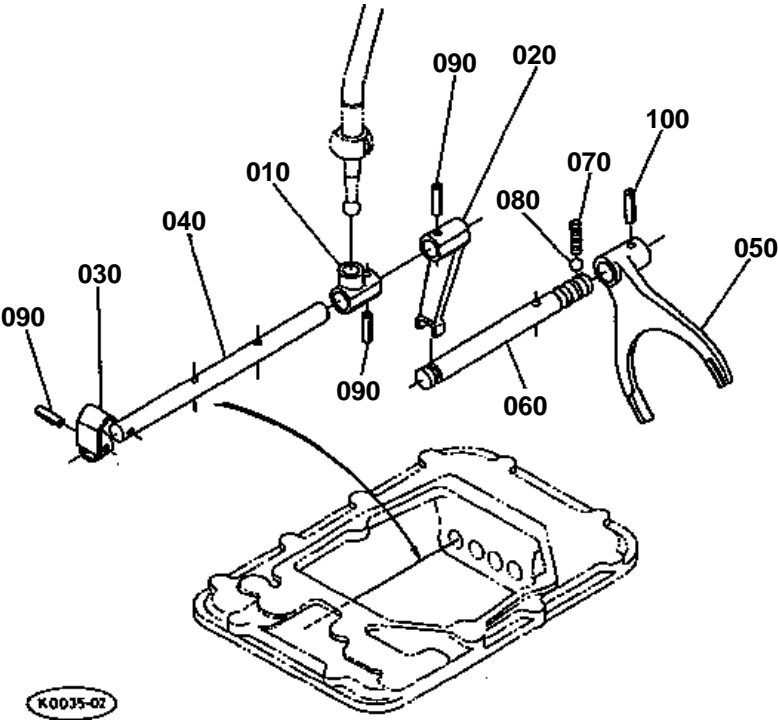




## MAIN GEAR SHIFT FORK

↔ Interchangeable; ≠ not interchangeable; ← new for old; → old for new

REF.No	Part No.	Description	Q'ty	S.No.	I/C	REMARKS	Weight (kgf)	Weight (lb)
010	35420-29110	LEVER SHIFT	1				0.36	0.792
020	36200-29120	LEVER SHIFT	1				0.41	0.902
030	35420-29142	FORK SHIFT	1				0.46	1.012
040	36200-29144	FORK SHIFT	1				0.2	0.44
050	36200-29150	PIN FORK SET	3				0.01	0.022
060	35420-29190	LEVER BACK SHIFT	1				0.51	1.122
070	35420-29162	FORK BACK	1				0.48	1.056
080	36200-29210	ROD SHIFT	1				0.348	0.7656
090	36200-29220	ROD SHIFT	1				0.356	0.7832
100	35533-29240	BAR MAIN SHIFT	1				0.5	1.1
110	35820-29410	BOLT	1				0.04	0.088
120	04717-01200	WASHER WITH RUBBER	1				0.002	0.0044
130	35420-29010	HOLDER SHIFT	1				0.135	0.297
140	35420-29260	ROD BACK SHIFT	1				0.36	0.792
150	33251-29410	SPRING	3				0.005	0.011
160	07715-03211	BALL	5				0.003	0.0066
170	05411-00625	PIN SPRING	4				0.004	0.0088
180	36200-29440	SECTOR SHIFT LEVER	1				0.19	0.418
190	33251-29450	COLLAR SECTOR GUIDE	2				0.002	0.0044
200	33251-29510	WASHER	1				0.008	0.0176
210	36200-29520	SECTOR LOWER	1				0.055	0.121
220	36200-29530	SECTOR UPPER	1				0.054	0.1188
230	33251-29540	SPRING	1				0.02	0.044
240	01153-50820	BOLT	2				0.012	0.0264





## HI-LO GEAR SHIFT FORK

↔ Interchangeable; ≠ not interchangeable; ← new for old; → old for new

REF.No	Part No.	Description	Q'ty	S.No.	I/C	REMARKS	Weight (kgf)	Weight (lb)
010	36200-29830	HOLDER	1				0.083	0.1826
020	36200-29840	LEVER HI-LO SHIFT	1				0.2	0.44
030	36200-29850	HOLDER SAFETY SWITCH	1				0.044	0.0968
040	36200-29860	ROD HI-LO SHIFT	1				0.38	0.836
050	35420-29870	FORK HI-LO SHIFT	1				0.375	0.825
060	35420-29880	ROD HI-LO SHIFT	1				0.36	0.792
070	33251-29410	SPRING	1				0.005	0.011
080	07715-03211	BALL	1				0.003	0.0066
090	05411-00625	PIN SPRING	3				0.004	0.0088
100	05411-00630	PIN SPRING	1				0.004	0.0088

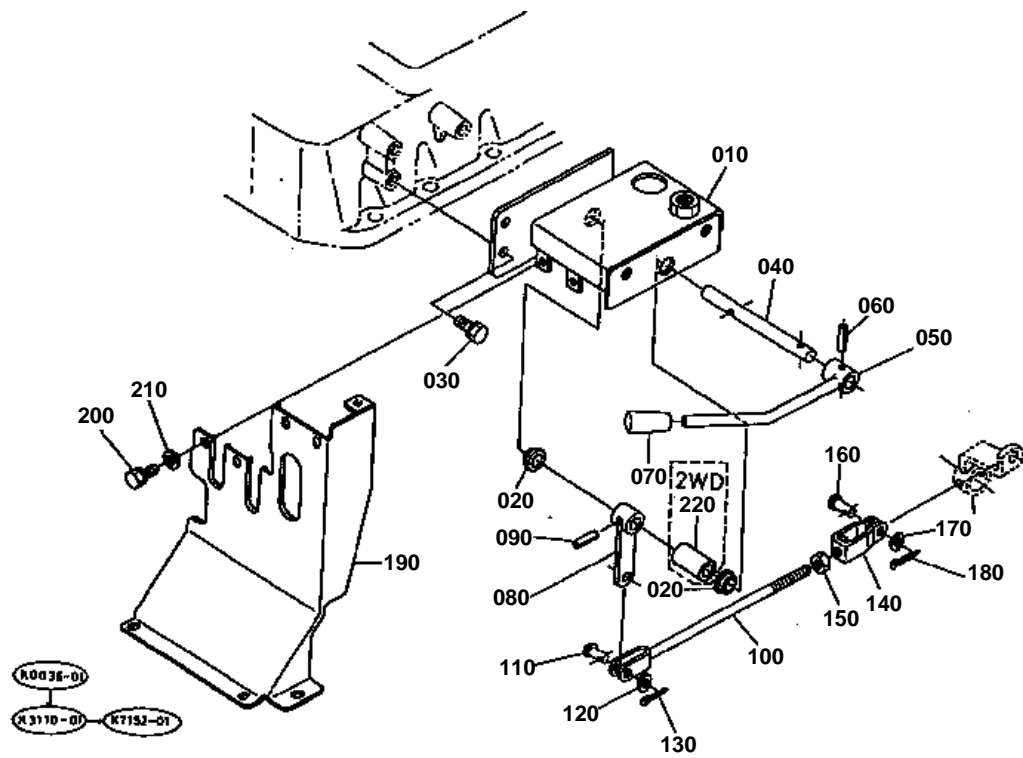




## CREEP GEAR SHIFT LEVER

↔ Interchangeable; ≠ not interchangeable; ← new for old; → old for new

REF.No	Part No.	Description	Q'ty	S.No.	I/C	REMARKS	Weight (kgf)	Weight (lb)
010	35533-29780	ASSY LEVER S-CHANGE	1				0.3	0.66
020	08511-01510	BUSH	2				0.005	0.011
030	06914-00120	GRIP LEVER	1				0.018	0.0396
040	36330-31450	ROD CREEP	1				0.17	0.374
050	05122-51022	PIN JOINT	1				0.014	0.0308
060	04011-50100	WASHER PLAIN	1				0.002	0.0044
070	05511-50318	PIN SPLIT	1				0.001	0.0022
080	38240-24360	U-JOINT	1				0.08	0.176
090	02116-50100	NUT	1				0.004	0.0088
100	05122-51025	PIN JOINT	1				0.017	0.0374
110	04011-50100	WASHER PLAIN	1				0.002	0.0044
120	05511-50318	PIN SPLIT	1				0.001	0.0022
130	35533-31320	BAR CREEP SHIFT	1				0.2	0.44
140	35533-31340	COLLAR	1				0.03	0.066
150	36200-31333	PIN SHIFT BAR	1				0.015	0.033
160	04717-00800	WASHER WITH RUBBER	1				0.001	0.0022
170	35533-31310	FORK CREEP SHIFT	1				0.35	0.77
180	07715-03211	BALL	1				0.003	0.0066
190	62231-18530	SPRING	1				0.01	0.022
200	35533-31430	SHAFT SHIFT LEVER	1				0.25	0.55
210	04811-00150	O RING	1				0	0
220	34150-24350	STOPPER LEVER	1				0.01	0.022
230	01123-50816	BOLT	1				0	0
240	35533-31440	LEVER CREEP SHIFT	1				0.11	0.242
250	05411-00636	PIN SPRING	1				0.005	0.011

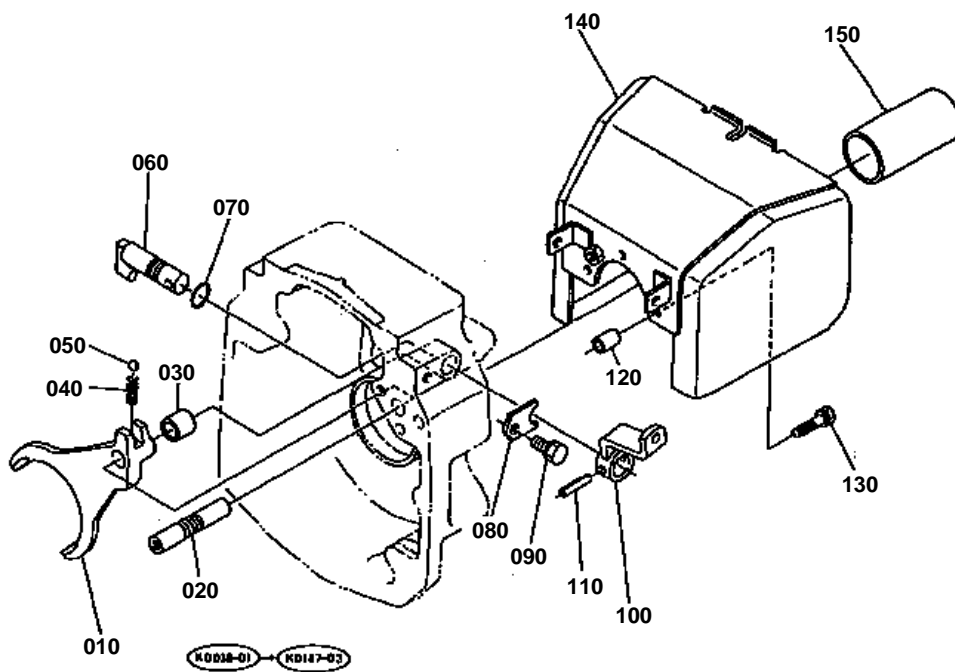




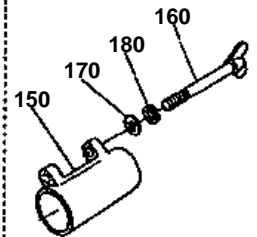
## PTO GEAR SHIFT LEVER

↔ Interchangeable; ≠ not interchangeable; ← new for old; → old for new

REF.No	Part No.	Description	Q'ty	S.No.	I/C	REMARKS	Weight (kgf)	Weight (lb)
010	35533-29590	SUPPORT CHANGE LEVER	1				2.15	4.73
020	36330-29722	BUSH	2				0.005	0.011
030	01133-51022	BOLT	2				0.025	0.055
040	35533-29750	SHAFT S-C LEVER	1				0.23	0.506
050	35533-29760	LEVER PTO SHIFT	1				0.28	0.616
060	05411-00628	PIN SPRING	1				0.004	0.0088
070	06914-00120	GRIP LEVER	1				0.018	0.0396
080	35533-29770	LEVER PTO SHIFT	1				0.1	0.22
090	05411-00628	PIN SPRING	1				0.004	0.0088
100	36330-31450	ROD CREEP	1				0.17	0.374
110	05122-51022	PIN JOINT	1				0.014	0.0308
120	04011-50100	WASHER PLAIN	1				0.002	0.0044
130	05511-50318	PIN SPLIT	1				0.001	0.0022
140	38240-24360	U-JOINT	1				0.08	0.176
150	02116-50100	NUT	1				0.004	0.0088
160	05122-51025	PIN JOINT	1				0.017	0.0374
170	04011-50100	WASHER PLAIN	1				0.002	0.0044
180	05511-50318	PIN SPLIT	1				0.001	0.0022
190	35533-29904	COVER SPEED CHANGE	1				0.75	1.65
200	01123-50816	BOLT	8				0	0
210	04013-50080	WASHER PLAIN	8				0	0



150 34350-2544-0  
 160 36330-9063-0  
 170 04013-50080  
 180 04512-50080





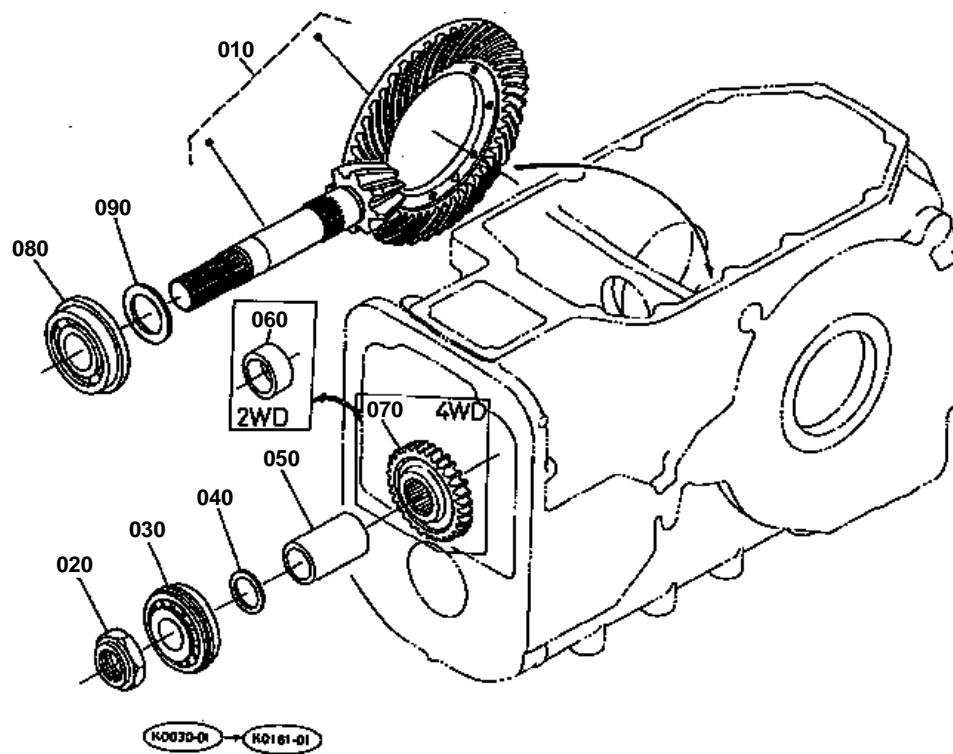


# PTO GEAR SHIFT FORK AND PTO COVER

↔ Interchangeable; ≠ not interchangeable; ← new for old; → old for new

REF.No	Part No.	Description	Q'ty	S.No.	I/C	REMARKS	Weight (kgf)	Weight (lb)
010	35533-80240	FORK PTO SHIFT	1				0.4	0.88
020	36330-80250	SHAFT PTO FORK	1				0.115	0.253
030	35533-80230	COLLAR	1				0.02	0.044
040	62231-18530	SPRING	1				0.01	0.022
050	07715-03211	BALL	1				0.003	0.0066
060	36200-80260	LEVER SHIFT	1				0.166	0.3652
070	04811-00150	O RING	1				0	0
080	34150-24350	STOPPER LEVER	1				0.01	0.022
090	01123-50816	BOLT	1				0	0
100	35533-80270	LEVER PTO SHIFT	1				0.1	0.22
110	05411-00630	PIN SPRING	1				0.004	0.0088
120	35999-02550	COLLAR	3				0.01	0.022
130	01123-50830	BOLT	3				0.015	0.033
140	35861-80343	COVER PTO	1				2.11	4.642
150	34350-25440	COVER PTO SHAFT	1	≤60107			0.062	0.1364
150	31220-25820	CAP	1	≥60108	≠		0.055	0.121
160	36330-90630	BOLT WING	1	≤60107			0.055	0.121
170	04013-50080	WASHER PLAIN	1	≤60107			0	0
180	04512-50080	WASHER SPRING	1	≤60107			0	0

## BEVEL GEAR (REAR)



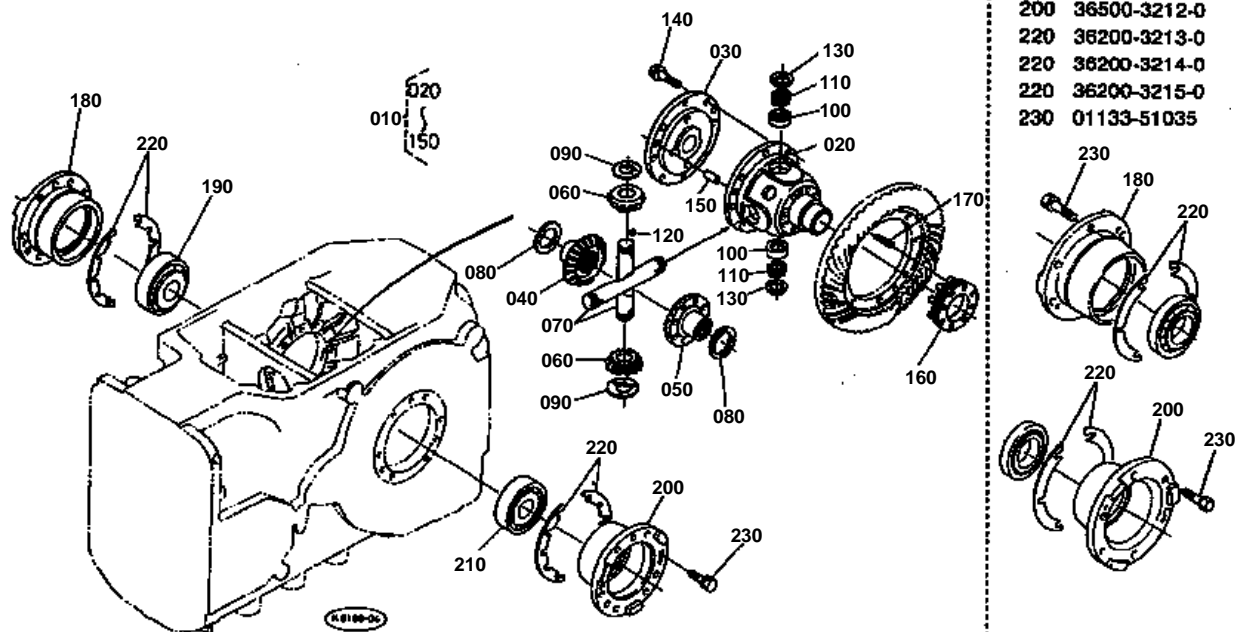


## BEVEL GEAR (REAR)

↔ Interchangeable; ≠ not interchangeable; ← new for old; → old for new

REF.No	Part No.	Description	Q'ty	S.No.	I/C	REMARKS	Weight (kgf)	Weight (lb)
010	35593-32400	ASSY GEAR BEVEL	1			8-37T	10.7	23.54
020	36330-32580	NUT PINION SHAFT	1				0.08	0.176
030	36330-32570	BEARING TAPER-ROLLER	1				0.76	1.672
040	33251-32450	COLLAR PINION ADJUST	1			1.0MM	0.005	0.011
040	33251-32460	COLLAR PINION ADJUST	1			1.5MM	0.008	0.0176
040	33251-32470	COLLAR PINION ADJUST	1			1.7MM	0.009	0.0198
040	33251-32480	COLLAR PINION ADJUST	1			1.75MM	0.01	0.022
040	33251-32490	COLLAR PINION ADJUST	1			1.8MM	0.01	0.022
040	33251-32510	COLLAR PINION ADJUST	1			1.9MM	0.011	0.0242
040	33251-32520	COLLAR PINION ADJUST	1			2.0MM	0.011	0.0242
040	33251-32530	COLLAR PINION ADJUST	1			2.1MM	0.011	0.0242
040	33251-32540	COLLAR PINION ADJUST	1			2.2MM	0.011	0.0242
040	33251-32550	COLLAR PINION ADJUST	1			2.25MM	0.012	0.0264
040	33251-32560	COLLAR PINION ADJUST	1			2.3MM	0.012	0.0264
050	36330-32440	COLLAR PINION SHAFT	1			84.5MM	0.5	1.1
070	36330-32430	GEAR GROUND PTO	1			32T	0.98	2.156
080	36530-32592	BEARING TAPER-ROLLER	1				1.47	3.234
090	36530-32610	COLLAR PINION ADJUST	1			0.8MM	0	0
090	36530-32620	COLLAR PINION ADJUST	1			1.0MM	0	0
090	36530-32630	COLLAR PINION ADJUST	1			1.2MM	0	0
090	36530-32640	COLLAR PINION ADJUST	1			1.4MM	0	0
090	36530-32650	COLLAR PINION ADJUST	1			1.6MM	0	0

# DIFFERENTIAL (REAR)

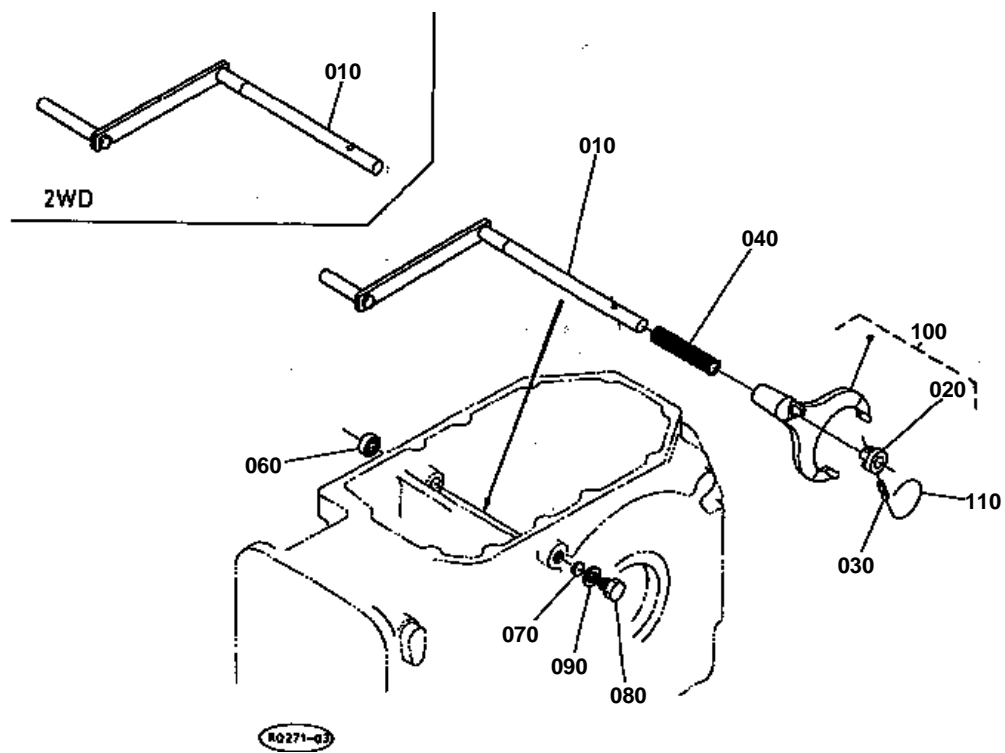




## DIFFERENTIAL (REAR)

↔ Interchangeable; ≠ not interchangeable; ← new for old; → old for new

REF.No	Part No.	Description	Q'ty	S.No.	I/C	REMARKS	Weight (kgf)	Weight (lb)
010	36530-32202	ASSY DIFFERENTIAL	1	<=60107			15	33
010	35573-32200	ASSY DIFFERENTIAL	1	>=60108	≠		12.2	26.84
020	36530-32712	CASE DIFFERENTIAL	1				4	8.8
030	36500-32043	COVER DIFF.CASE	1				2.58	5.676
040	33500-32720	GEAR DIFF.SIDE	1				0.79	1.738
050	36330-32732	GEAR DIFF.SIDE	1	<=60107			1.05	2.31
050	33500-32730	GEAR DIFF.SIDE	1	>=60108	≠		1.06	2.332
060	36530-32752	PINION DIFF.	4				0.3	0.66
070	36530-32774	SHAFT DIFF.PINION	2				0.5	1.1
080	36330-32782	WASHER SIDE GEAR	2			1.6MM	0.018	0.0396
080	36330-32790	WASHER SIDE GEAR	2			1.7MM	0.02	0.044
080	36330-32760	WASHER SIDE GEAR	2			1.5MM	0.02	0.044
090	36530-32810	WASHER DIFF.PINION	4			1.5MM	0.015	0.033
100	36530-32050	BUSH	4				0.114	0.2508
110	33500-32060	COLLAR SET	8				0.008	0.0176
120	33500-32820	KEY	4				0.001	0.0022
130	04612-00300	CIR CLIP EXTERNAL	4				0.003	0.0066
140	36340-43180	BOLT UBS	8				0.05	0.11
150	36730-32092	PIN STRAIGHT	2				0.045	0.099
160	36330-32852	COMP SHIFTER	1				1	2.2
170	36330-32922	SPRING	4				0.01	0.022
180	36500-32110	SUPPORT DIFF.BEARING	1	<=50077			0	0
180	36500-32113	SUPPORT DIFF.BEARING	1	>=50078	←		2.95	6.49
190	08711-30210	BEARING TAPER-ROLLER	1				0.528	1.1616
200	36500-32120	SUPPORT DIFF.BEARING	1	<=50077			0	0
200	36500-32123	SUPPORT DIFF.BEARING	1	>=50078	←		2.6	5.72
210	08711-30212	BEARING TAPER-ROLLER	1				0.868	1.9096
220	36200-32130	SHIM	4	<=50077		0.1MM	0.002	0.0044
220	36530-32132	SHIM	4	>=50078	←	0.1MM	0.002	0.0044
220	36200-32140	SHIM	10	<=50077		0.3MM	0.006	0.0132
220	36530-32142	SHIM	10	>=50078	←	0.3MM	0.012	0.0264
220	36200-32150	SHIM	4	<=50077		0.5MM	0.012	0.0264
220	36530-32152	SHIM	4	>=50078	←	0.5MM	0.012	0.0264
230	01133-51035	BOLT	12	<=50077			0.03	0.066
230	01133-51035	BOLT	18	>=50078			0.03	0.066



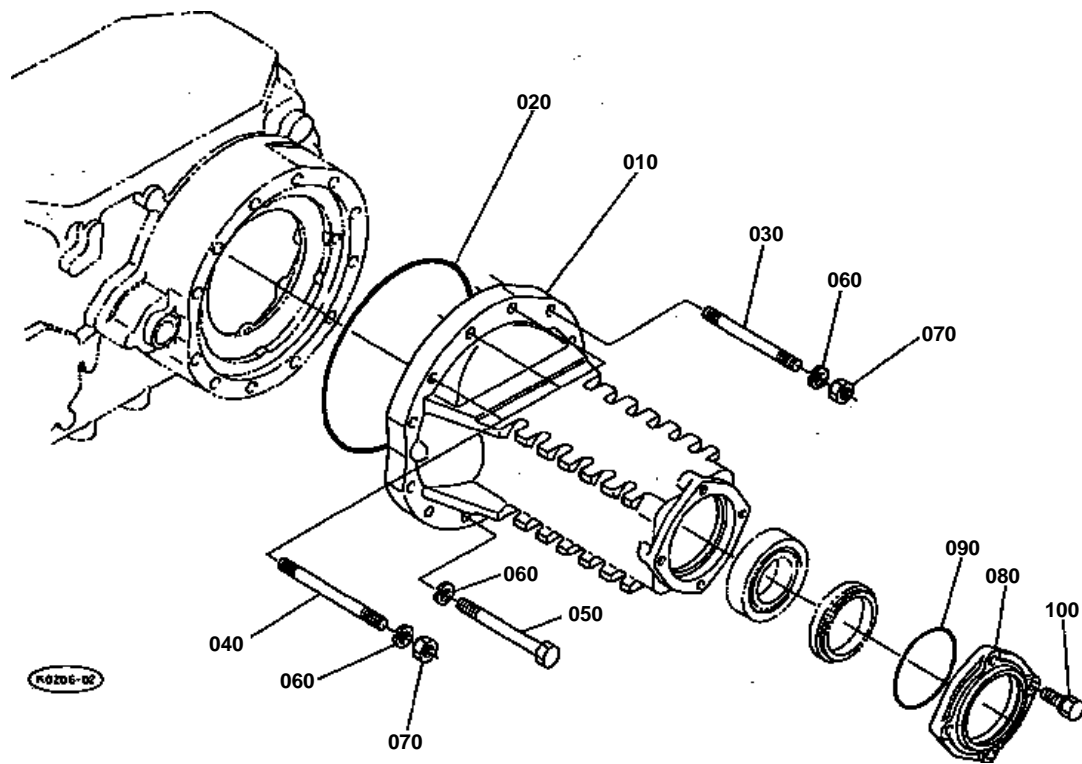


## DIFF.LOCK PEDAL

↔ Interchangeable; ≠ not interchangeable; ← new for old; → old for new

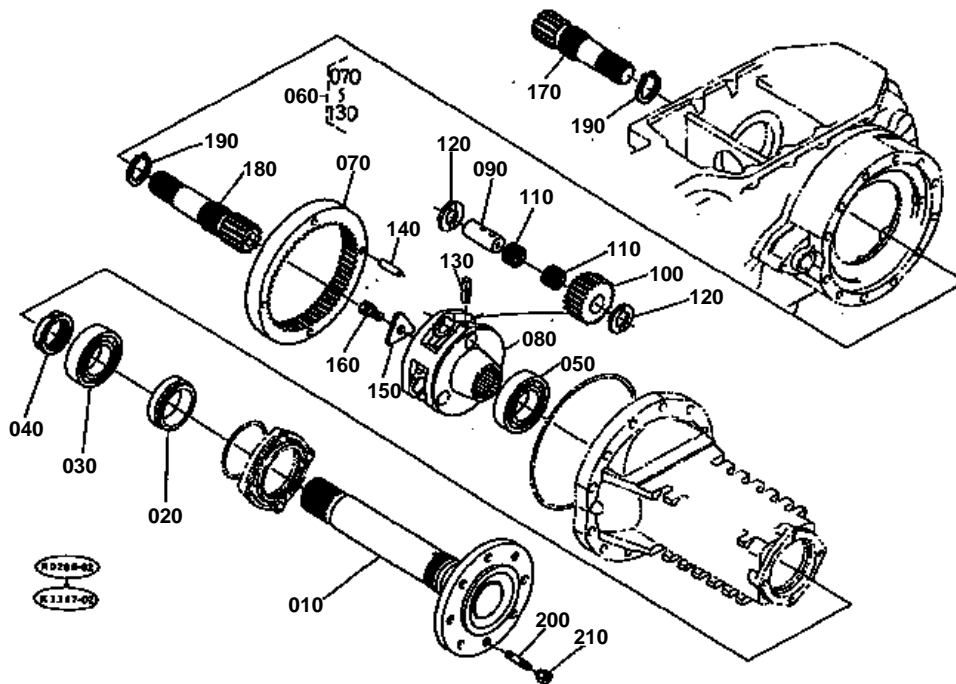
REF.No	Part No.	Description	Q'ty	S.No.	I/C	REMARKS	Weight (kgf)	Weight (lb)
010	36760-32940	SHAFT DIFF LOCK LEVE	1				1.28	2.816
020	36330-32890	CAM DIFF.LOCK	1				0.095	0.209
030	05411-00640	PIN SPRING	1				0.006	0.0132
040	36730-32932	SPRING SHIFT FORK	1				0.1	0.22
050	99999-99999	BLANK	0				0	0
060	09500-18308	SEAL OIL	1				0.006	0.0132
070	36200-32950	SHIM ADJUSTING	1			1.0MM	0.002	0.0044
070	36330-32970	SHIM ADJUSTING	1			0.5MM	0.001	0.0022
080	06331-35020	PLUG	1				0.068	0.1496
090	04717-02000	WASHER WITH RUBBER	1				0.004	0.0088
100	36530-32900	ASSY FORK DIFF.LOCK	1				1.68	3.696
110	99999-99999	WIRE	1			OBTAINED LOCALLY	0	0

## REAR AXLE CASE

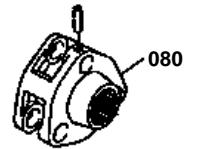






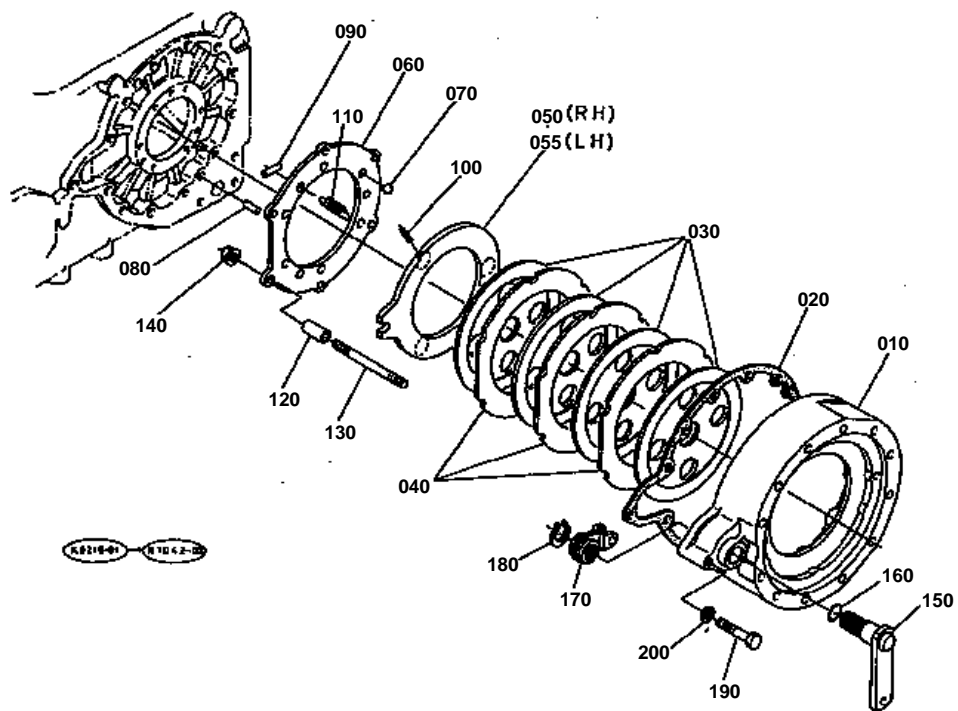


080 36530-4834-0

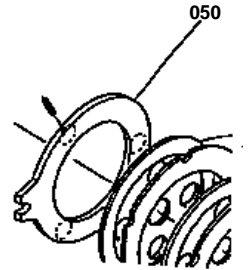


↔ Interchangeable; ≠ not interchangeable; ← new for old; → old for new

REF.No	Part No.	Description	Q'ty	S.No.	I/C	REMARKS	Weight (kgf)	Weight (lb)
010	35593-48210	AXLE REAR(INCH SIZE)	2				23.5	51.7
020	36910-48250	SEAL WITH SHAFT	2				0.16	0.352
030	08101-06215	BEARING BALL	2				1.18	2.596
040	36500-48274	NUT	2				0.4	0.88
050	08101-06213	BEARING BALL	2				0.97	2.134
060	35862-48302	ASSY GEAR PLANETARY	2	≤60076			0	0
060	33740-48300	ASSY GEAR PLANETARY	2	≥60077	↔		0	0
070	35862-48310	GEAR INTERNAL	2			56T	6	13.2
080	36530-48340	SUPPORT PLANE.GEAR	2	≤60076			7	15.4
080	33740-48340	SUPPORT PLANE.GEAR	2	≥60077	↔		7.62	16.764
090	36530-48362	PIN PLANETARY GEAR	6				0	0
100	36530-48320	GEAR PLANETARY	6				1.575	3.465
110	35593-48350	BEARING NEEDLE	12				0.08	0.176
120	36330-48370	COLLAR THRUST	12			1.6MM	0.02	0.044
130	05411-00825	PIN SPRING	6				0.006	0.0132
140	36730-48450	PIN STRAIGHT	4				0.07	0.154
150	36500-48280	RETAINER SUPPORT	2				0.084	0.1848
160	01133-51225	BOLT	2				0.035	0.077
170	35596-48460	SHAFT BRAKE RH	1	≤60107			3.23	7.106
170	35596-48462	SHAFT BRAKE RH	1	≥60108	≠		3	6.6
180	35596-48470	SHAFT BRAKE LH	1	≤60107			3.01	6.622
180	35596-48472	SHAFT BRAKE LH	1	≥60108	≠		3.2	7.04
190	04612-00550	CIR CLIP EXTERNAL	2				0.01	0.022
200	35707-49150	STUD	16				0	0
210	35707-49170	NUT	16				0.136	0.2992



050 36200-6514-7



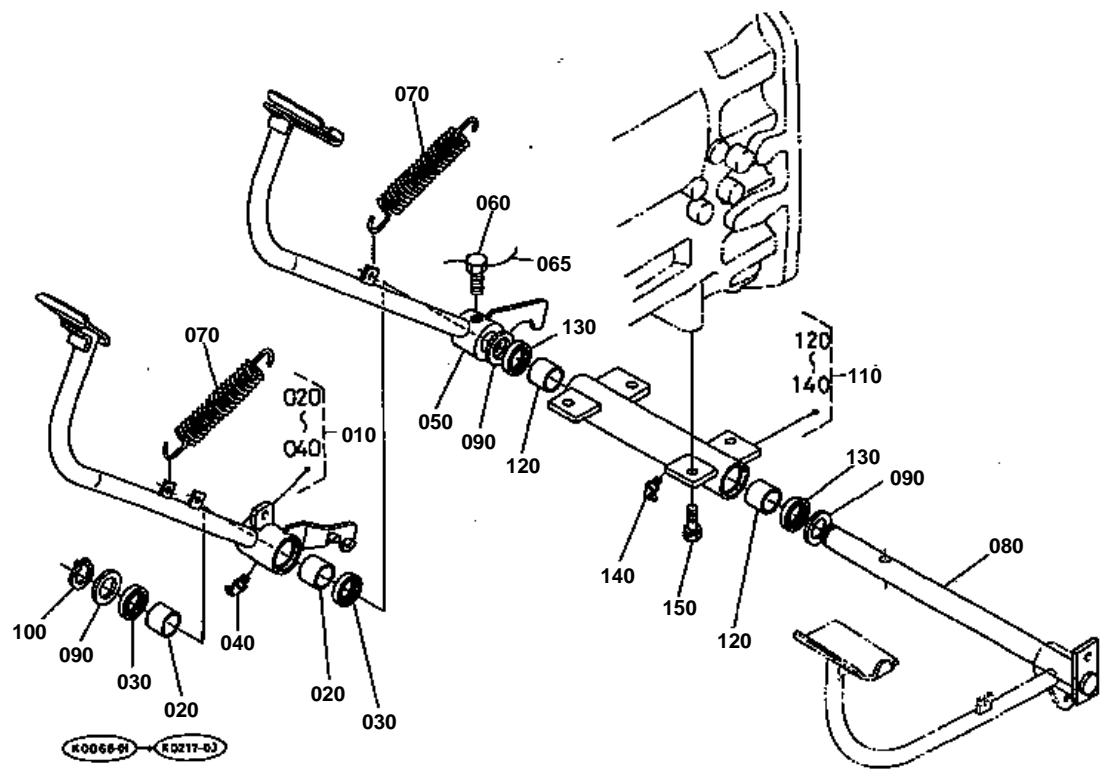


## BRAKE

↔ Interchangeable; ≠ not interchangeable; ← new for old; → old for new

REF.No	Part No.	Description	Q'ty	S.No.	I/C	REMARKS	Weight (kgf)	Weight (lb)
010	35593-65110	CASE BRAKE	2				19.54	42.988
020	36330-65210	GASKET	2				0	0
030	36200-65120	PLATE FRICTION	8	≤50077			0	0
030	32530-28280	PLATE FRICTION	8	≥50078	↔		0.92	2.024
040	36330-65130	PLATE	6				0.56	1.232
050	36200-65147	PLATE CAM	2	≤60022			2.5	5.5
050	32530-28310	PLATE CAM RH	1	≥60023	←		2.56	5.632
055	32530-28320	PLATE CAM LH	1	≥60023			2.58	5.676
060	36200-65153	PLATE CAM	2				3.5	7.7
070	07715-00805	BALL	12				0.016	0.0352
080	05012-01325	PIN STRAIGHT	4				0.028	0.0616
090	36200-65180	RETAINER SPRING	6				0.025	0.055
100	05411-00435	PIN SPRING	6				0.002	0.0044
110	36200-65810	SPRING	6				0.003	0.0066
120	36510-65160	SPACER	12				0.025	0.055
130	36510-65170	STUD	12				0.06	0.132
140	36830-65180	NUT UBS	12				0.01	0.022
150	36330-65330	SHAFT BRAKE CAM	2				0.93	2.046
160	04811-05260	O RING	2				0	0
170	36200-65310	LEVER BRAKE CAM	2				0.35	0.77
180	04612-00280	CIR CLIP EXTERNAL	2				0.003	0.0066
190	01173-51275	BOLT	2				0.071	0.1562
200	04512-50120	WASHER SPRING	2				0	0

## BRAKE PEDAL



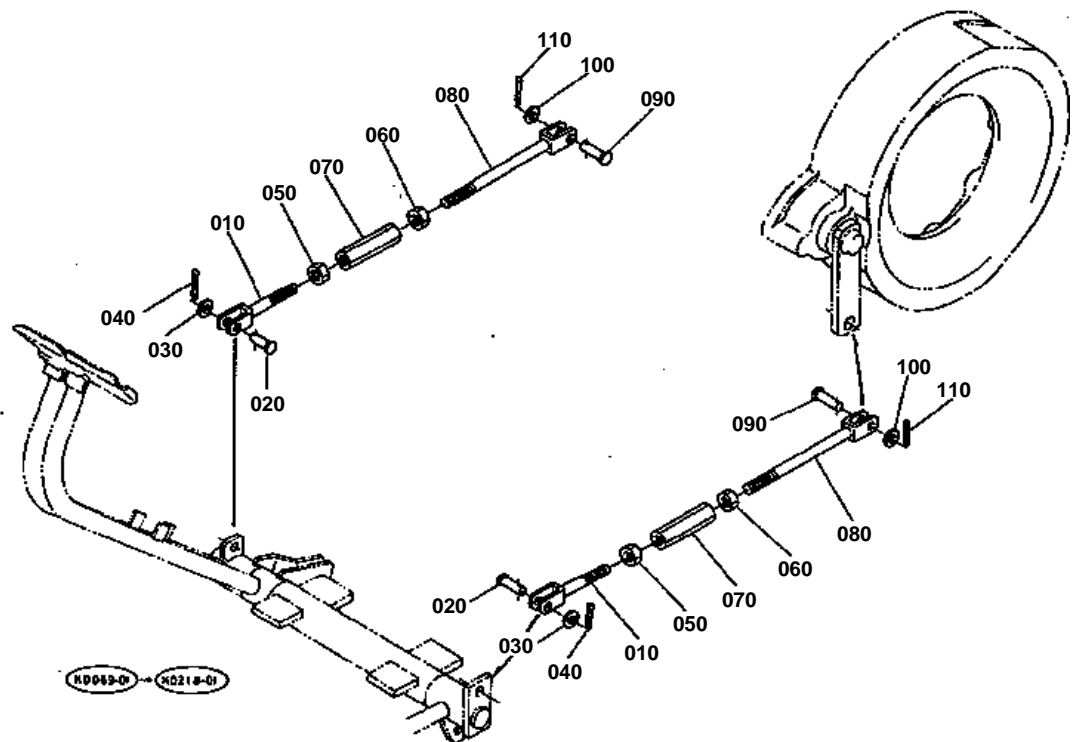


## BRAKE PEDAL

↔ Interchangeable; ≠ not interchangeable; ← new for old; → old for new

REF.No	Part No.	Description	Q'ty	S.No.	I/C	REMARKS	Weight (kgf)	Weight (lb)
010	35533-67102	ASSY PEDAL BRAKE RH	1				3.44	7.568
020	32150-28440	BUSH	2				0.043	0.0946
030	35533-26270	SEAL DUST	2				0.005	0.011
040	06613-30010	NIPPLE GREASE	1				0.01	0.022
050	35533-67210	PEDAL BRAKE LH	1				2.6	5.72
060	33251-26350	BOLT SET	1				0.045	0.099
065	99999-99999	WIRE	1			OBTAINED LOCALLY	0	0
070	36330-26160	SPRING PEDAL RETURN	2				0.17	0.374
080	35533-67313	SHAFT BRAKE PEDAL	1				2.52	5.544
090	33251-67340	COLLAR PEDAL SHAFT	3				0.029	0.0638
100	04612-00280	CIR CLIP EXTERNAL	1				0.003	0.0066
110	35533-67320	ASSY SUPPORT PEDAL	1				2.45	5.39
120	32150-28440	BUSH	2				0.043	0.0946
130	35533-26270	SEAL DUST	2				0.005	0.011
140	06613-30010	NIPPLE GREASE	1				0.01	0.022
150	01133-51230	BOLT	4				0.04	0.088

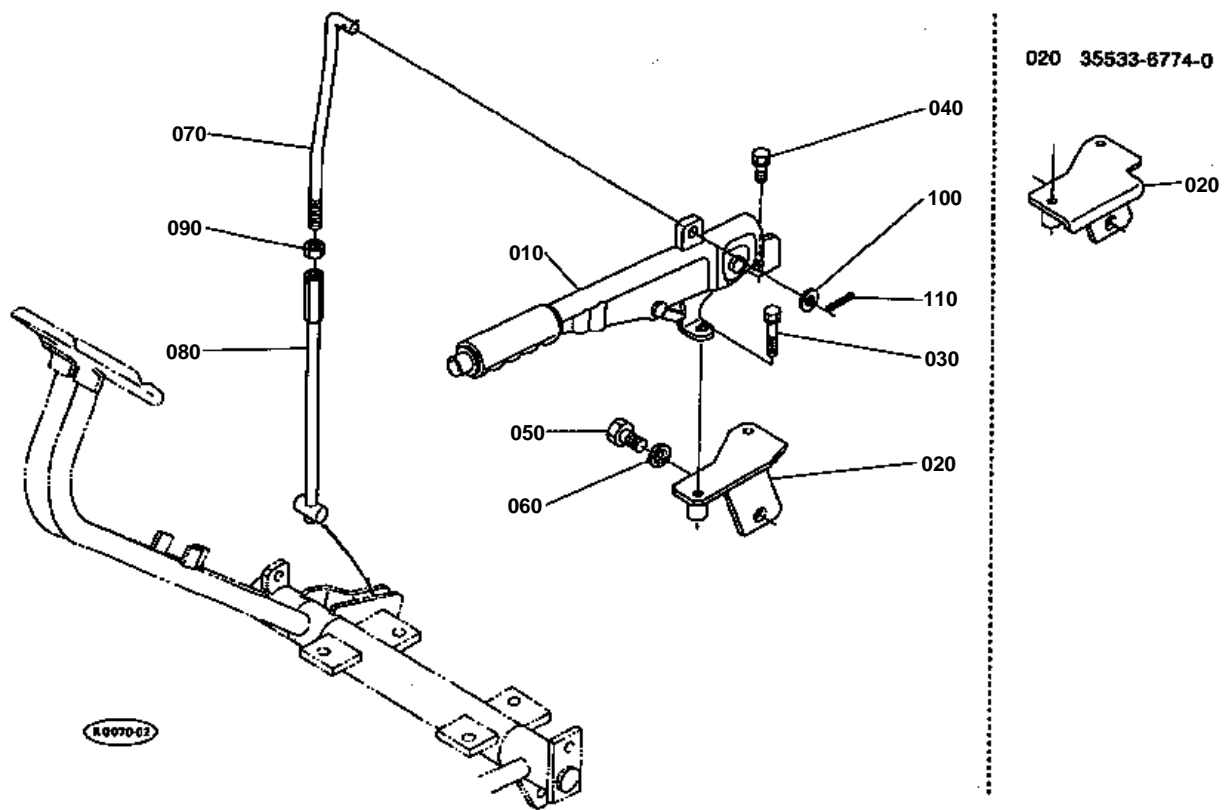
## BRAKE ROD







## PARKING BRAKE LEVER



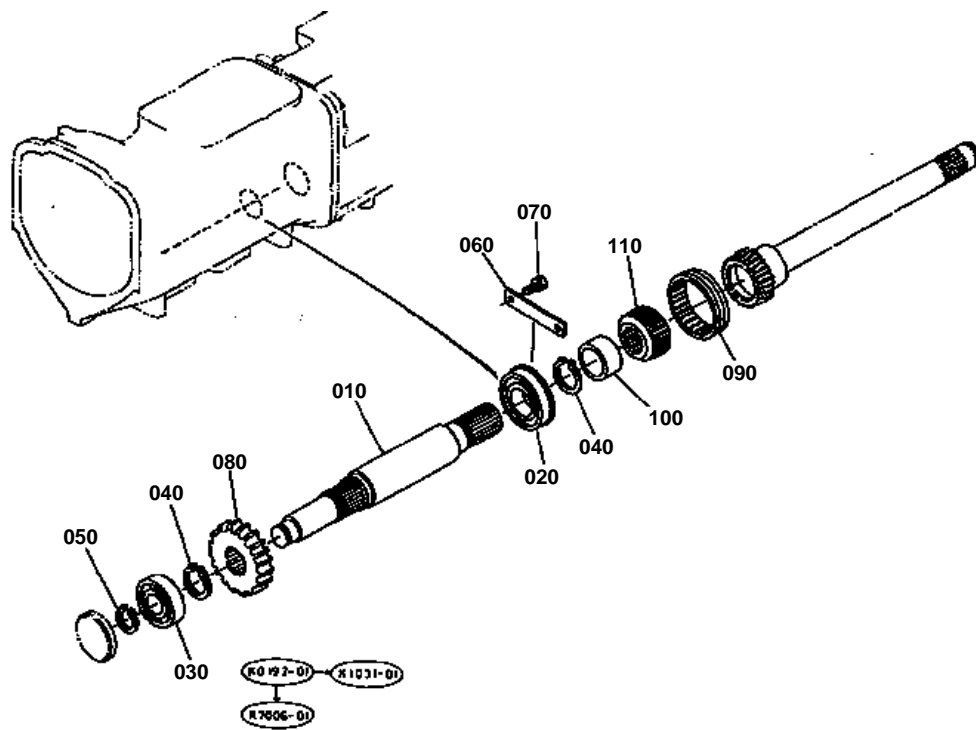


## PARKING BRAKE LEVER

↔ Interchangeable; ≠ not interchangeable; ← new for old; → old for new

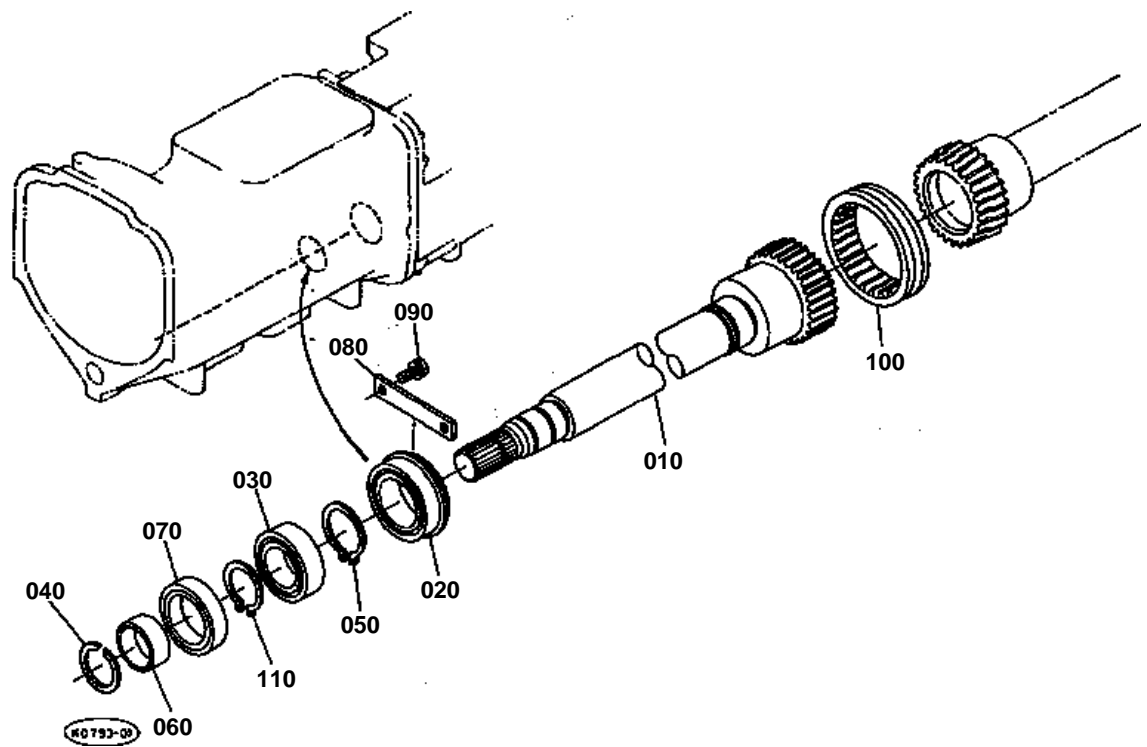
REF.No	Part No.	Description	Q'ty	S.No.	I/C	REMARKS	Weight (kgf)	Weight (lb)
010	35533-67600	LEVER HAND BRAKE	1				0.55	1.21
020	35533-67740	SUPPORT HAND BRAKE	1	≤50077			0	0
020	35533-67742	SUPPORT HAND BRAKE	1	≥50078	←		0.45	0.99
030	01123-50845	BOLT	1				0.02	0.044
040	01123-50820	BOLT	1				0.011	0.0242
050	01173-51425	BOLT	1				0.047	0.1034
060	04512-50140	WASHER SPRING	1				0	0
070	35533-67780	ROD HAND BRAKE	1				0.15	0.33
080	35533-67820	ROD HAND BRAKE	1				0.24	0.528
090	02116-50100	NUT	1				0.004	0.0088
100	04011-50100	WASHER PLAIN	1				0.002	0.0044
110	05511-50315	PIN SPLIT	1				0.002	0.0044

## FRONT DRIVE SHAFT [OLD TYPE]

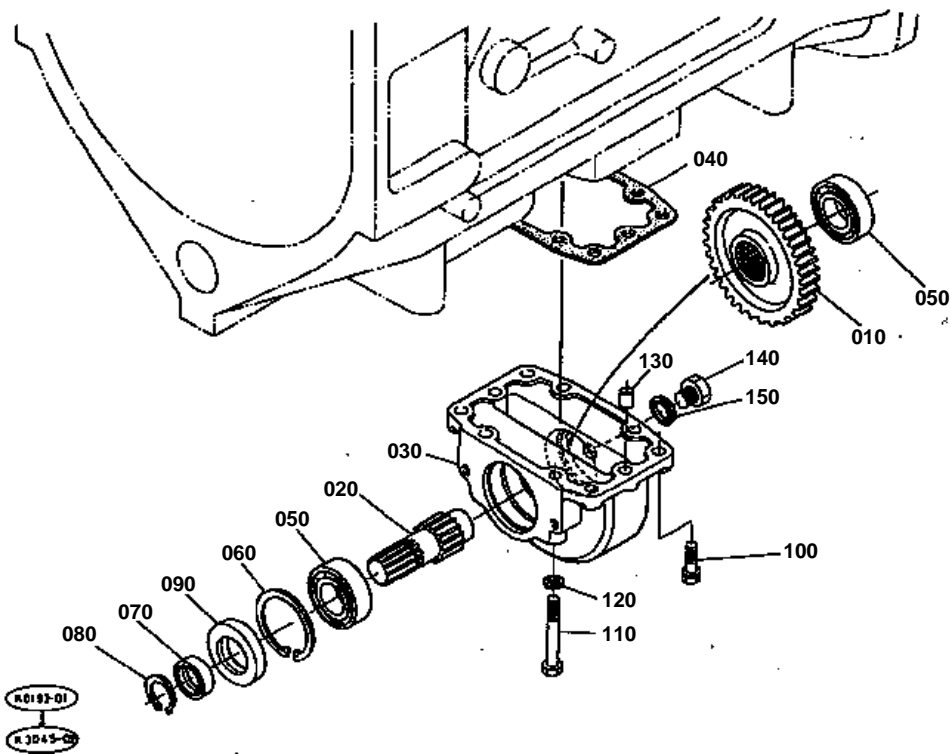




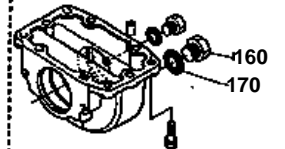
REF.No	Part No.	Description	Q'ty	S.No.	I/C	REMARKS	Weight (kgf)	Weight (lb)
010	36280-41210	SHAFT DRIVE FRONT	1				1.45	3.19
020	08151-06207	BEARING BALL	1				0.28	0.616
030	36340-41290	BEARING	1				0.235	0.517
040	04612-00350	CIR CLIP EXTERNAL	2				0.01	0.022
050	04612-00250	CIR CLIP EXTERNAL	1				0.002	0.0044
060	38430-25530	RETAINER BEARING	1				0.05	0.11
070	01123-50818	BOLT	2				0.012	0.0264
080	35574-41220	GEAR	1			20T	0.58	1.276
090	32530-21750	SHIFTER	1				0.315	0.693
100	36340-41563	COLLAR	1			22.0MM	0.088	0.1936
110	36340-41500	COUPLING	1				0.27	0.594







160 06311-35020  
170 04717-02000



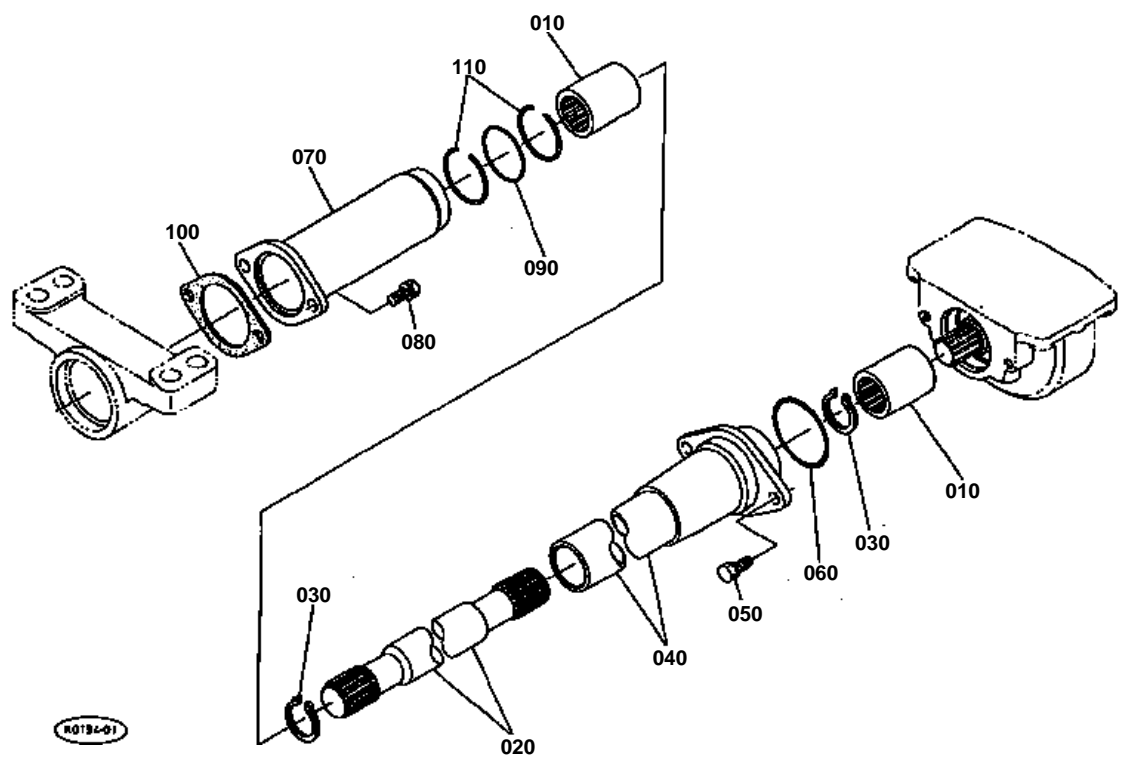




**FRONT DRIVE CASE [OLD TYPE]**  
S.No.;<=69999

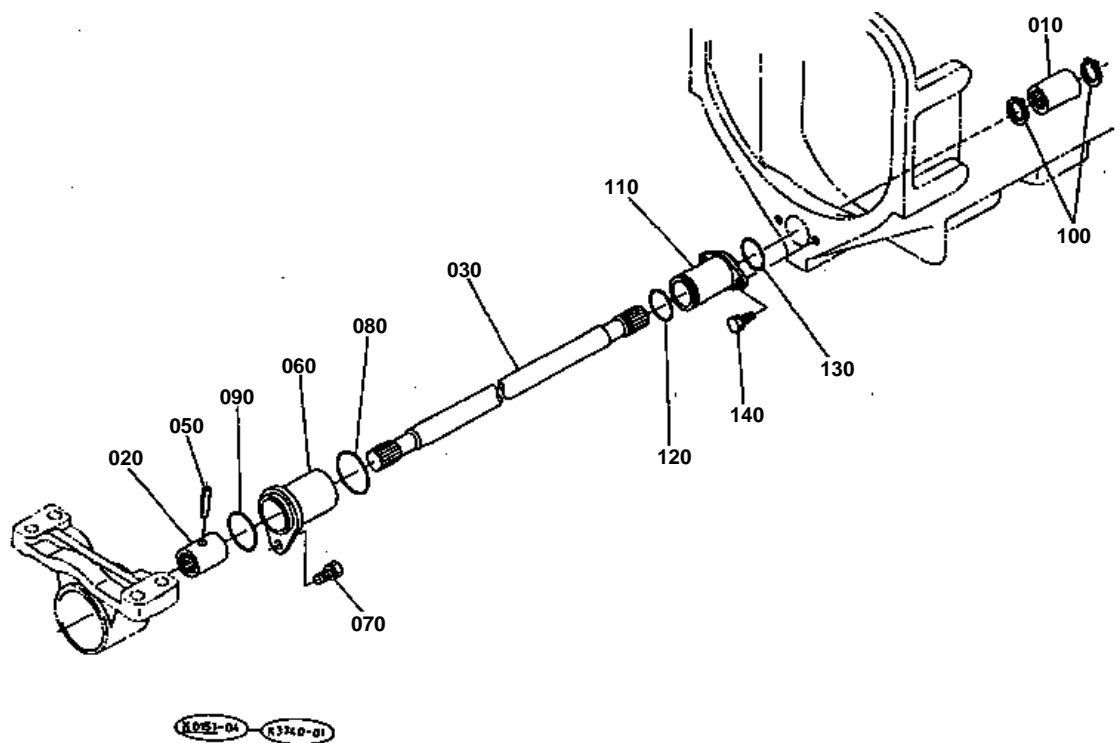
↔ Interchangeable; ≠ not interchangeable; ← new for old; → old for new

REF.No	Part No.	Description	Q'ty	S.No.	I/C	REMARKS	Weight (kgf)	Weight (lb)
010	35430-41230	GEAR	1			28T	1	2.2
020	36280-41243	SHAFT	1				0.56	1.232
030	36340-41252	CASE DRIVE	1	<=60094			0	0
030	36340-41254	CASE DRIVE	1	>=60095	↔		3.87	8.514
040	36200-21220	GASKET	1				0	0
050	08101-06206	BEARING BALL	2				0.196	0.4312
060	04611-00620	CIR CLIP INTERNAL	1				0.011	0.0242
070	36340-41300	SLEEVE	1				0.034	0.0748
080	04612-00300	CIR CLIP EXTERNAL	1				0.003	0.0066
090	36340-41260	SEAL OIL	1				0.03	0.066
100	01133-51030	BOLT	6				0.025	0.055
110	01173-51085	BOLT	2				0.051	0.1122
120	04512-50100	WASHER SPRING	2				0	0
130	05012-01020	PIN STRAIGHT	2				0.013	0.0286
140	06331-35012	PLUG	1				0.022	0.0484
150	04717-01200	WASHER WITH RUBBER	1				0.002	0.0044
160	06311-35020	PLUG	1	<=60094			0.037	0.0814
170	04717-02000	WASHER WITH RUBBER	1	<=60094			0.004	0.0088

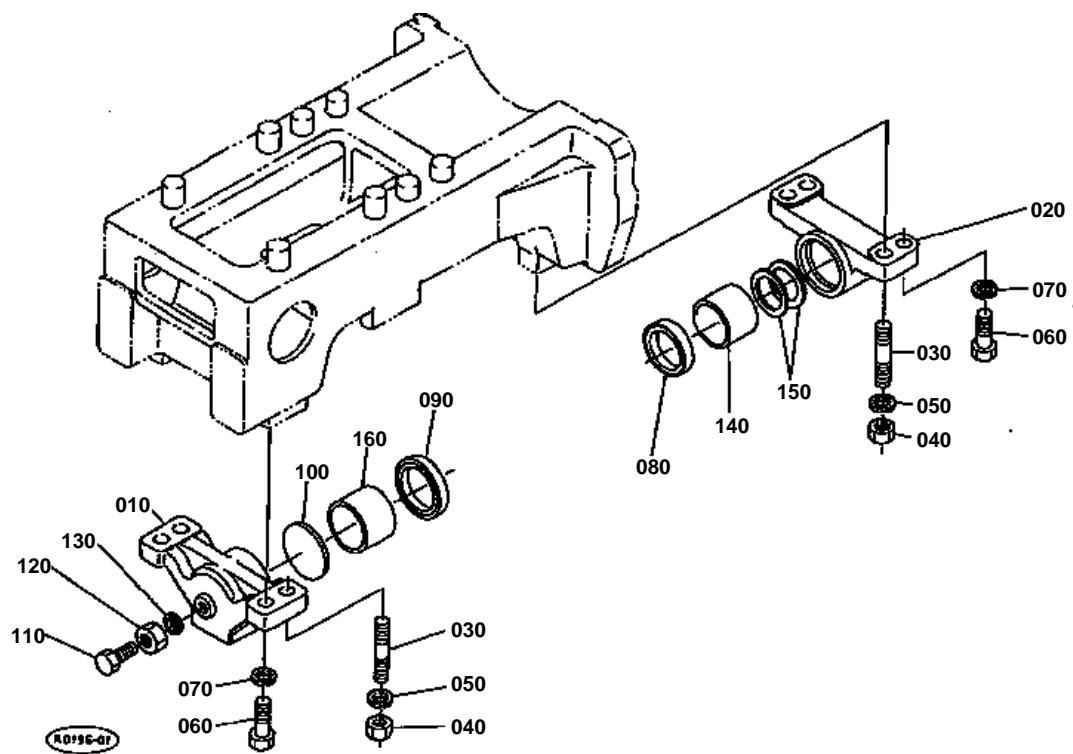




REF.No	Part No.	Description	Q'ty	S.No.	I/C	REMARKS	Weight (kgf)	Weight (lb)
010	36280-41310	COUPLING	2				0.24	0.528
020	35574-41320	SHAFT PROPELLER	1				5.7	12.54
030	04612-00300	CIR CLIP EXTERNAL	2				0.003	0.0066
040	36580-41340	COVER PROP.SHAFT	1				2.32	5.104
050	01123-50820	BOLT	2				0.011	0.0242
060	04811-50600	O RING	1				0.002	0.0044
070	36280-41350	COVER PROP.SHAFT	1				0.85	1.87
080	01123-50820	BOLT	2				0.011	0.0242
090	04811-00420	O RING	1				0	0
100	36280-41370	GASKET	1				0	0
110	36280-41360	CIR-CLIP	2				0.003	0.0066





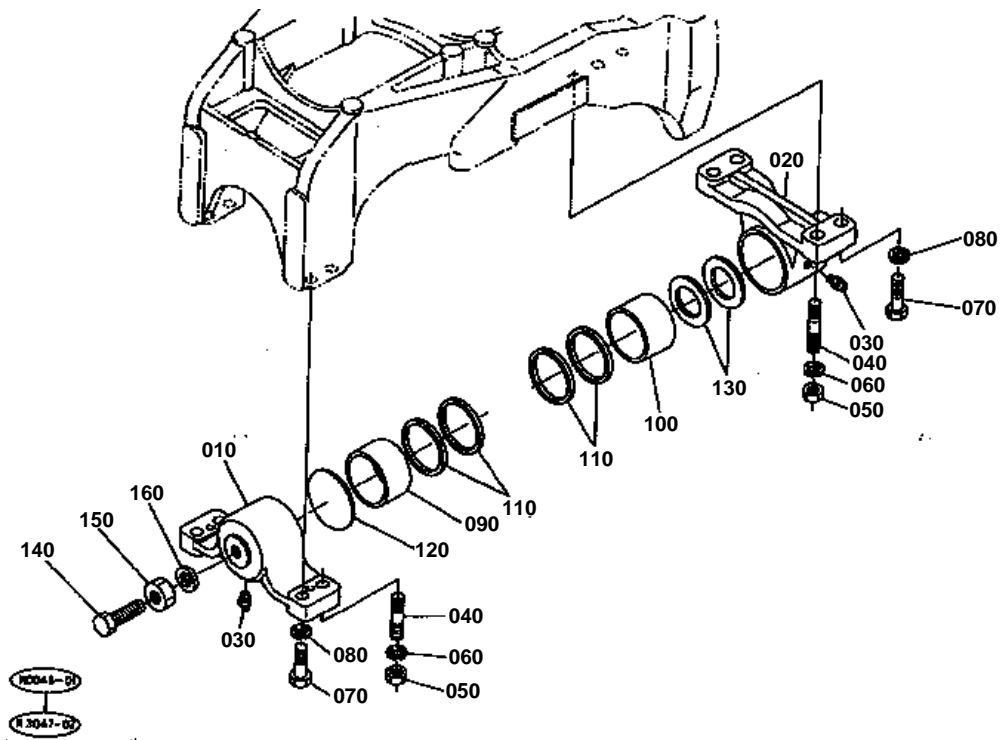




**FRONT DIFF.CASE BRACKET [OLD TYPE]**  
S.No.;<=69999

↔ Interchangeable; ≠ not interchangeable; ← new for old; → old for new

REF.No	Part No.	Description	Q'ty	S.No.	I/C	REMARKS	Weight (kgf)	Weight (lb)
010	36840-41612	BRACKET FRONT	1				4.06	8.932
020	36840-41620	BRACKET REAR	1				2.98	6.556
030	01517-51650	STUD	4				0.106	0.2332
040	02176-50160	NUT	4				0.025	0.055
050	04512-50160	WASHER SPRING	4				0	0
060	01173-51660	BOLT	4				0.114	0.2508
070	04512-50160	WASHER SPRING	4				0	0
080	09230-60787	SEAL OIL	1				0.005	0.011
090	09230-65885	SEAL OIL	1				0.02	0.044
100	36280-41630	WASHER	1				0.06	0.132
110	01175-51645	BOLT	1				0.09	0.198
120	32580-44580	NUT	1				0.1	0.22
130	38440-44750	WASHER SEAL	1				0.003	0.0066
140	36340-41662	BUSH	1				0	0
150	36840-41640	WASHER THRUST	2			1.6MM	0.014	0.0308
160	36840-41680	BUSH	1	<=60058			0	0
160	08511-06540	BUSH	1	>=60059	↔		0.158	0.3476



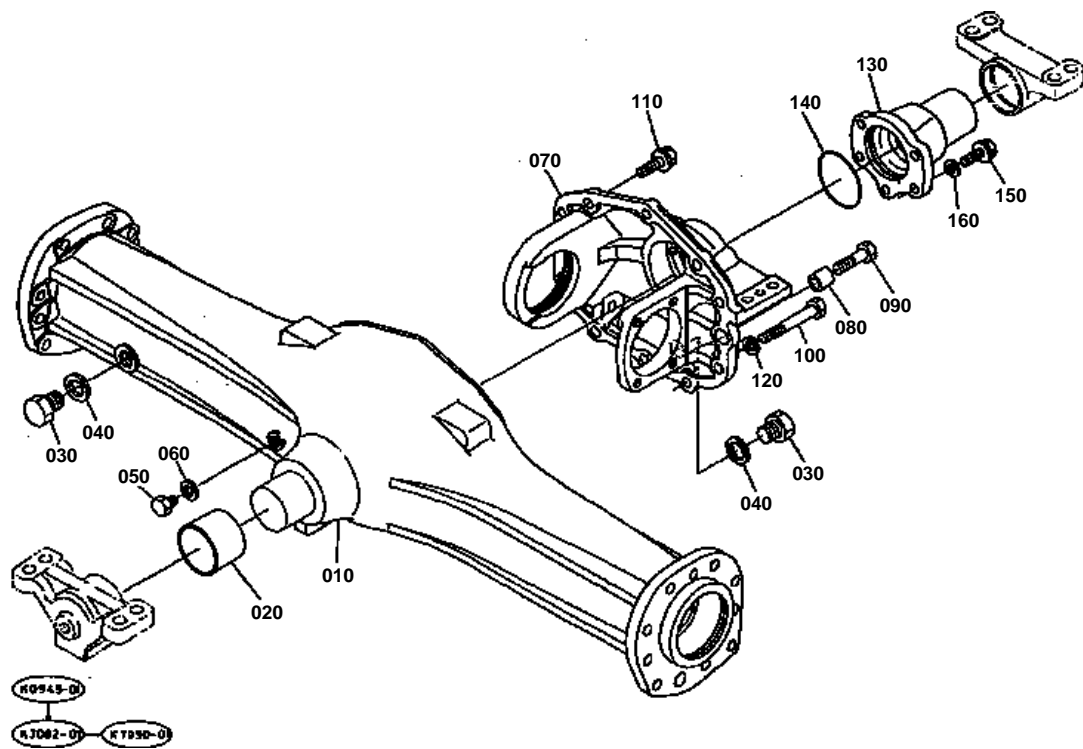




**FRONT DIFF.CASE BRACKET [NEW TYPE]**  
S.No.;>=70001

↔ Interchangeable; ≠ not interchangeable; ← new for old; → old for new

REF.No	Part No.	Description	Q'ty	S.No.	I/C	REMARKS	Weight (kgf)	Weight (lb)
010	35533-41612	BRACKET FRONT	1				2.58	5.676
020	33670-41625	BRACKET REAR	1				3.1	6.82
030	06613-10010	NIPPLE GREASE	2				0.006	0.0132
040	01517-51440	STUD	4				0.064	0.1408
050	02176-50140	NUT	4				0.014	0.0308
060	04512-50140	WASHER SPRING	4				0	0
070	01176-51450	BOLT	4				0.052	0.1144
080	04512-50140	WASHER SPRING	4				0	0
090	33750-41680	BUSH	1				0.14	0.308
100	33750-41690	BUSH	1				0.16	0.352
110	38440-44820	SEAL OIL	4				0.01	0.022
120	36280-41630	WASHER	1				0.06	0.132
130	35533-41670	COLLAR THRUST	2			2.0MM	0.03	0.066
140	01175-51645	BOLT	1				0.09	0.198
150	32580-44580	NUT	1				0.1	0.22
160	38440-44750	WASHER SEAL	1				0.003	0.0066

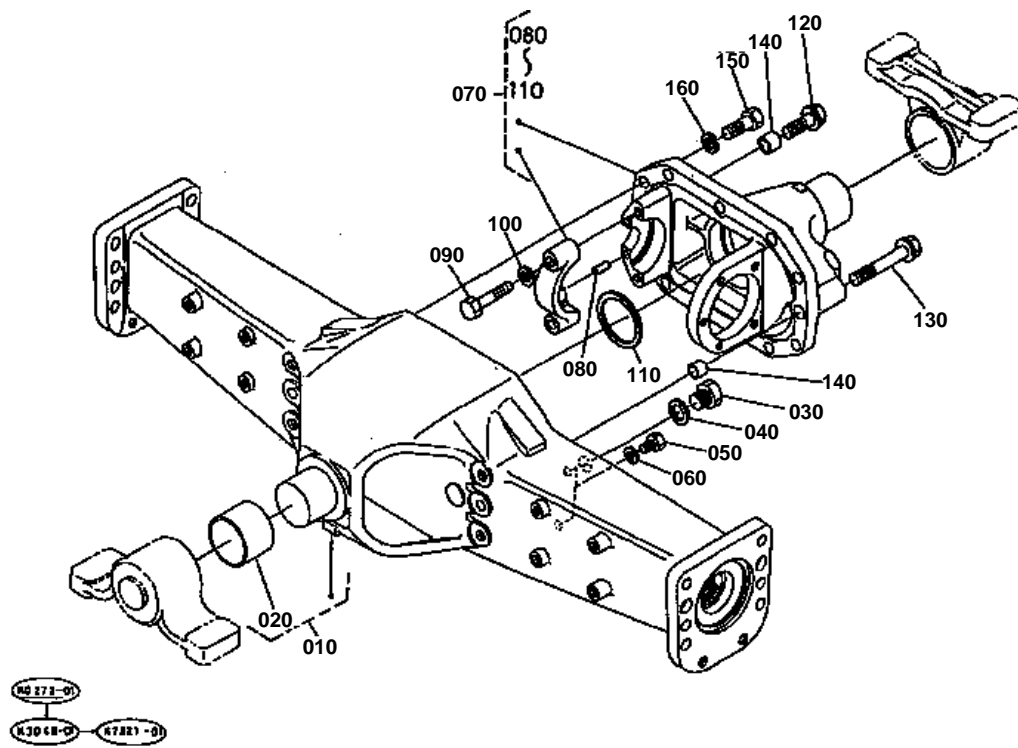




**FRONT DIFF.CASE [OLD TYPE]**  
S.No.;<=69999

↔ Interchangeable; ≠ not interchangeable; ← new for old; → old for new

REF.No	Part No.	Description	Q'ty	S.No.	I/C	REMARKS	Weight (kgf)	Weight (lb)
010	36340-42155	CASE FRONT DIFF.	1				40	88
020	36840-42160	RING INNER	1				0.185	0.407
030	06331-35020	PLUG	2				0.068	0.1496
040	04717-02000	WASHER WITH RUBBER	2				0.004	0.0088
050	06331-35010	PLUG	1				0.012	0.0264
060	04717-01000	WASHER WITH RUBBER	1				0.001	0.0022
070	35574-42210	CASE PINION BEARING	1				14	30.8
080	36280-43170	PIPE KNOCK	2				0.022	0.0484
090	36340-43180	BOLT UBS	2				0.05	0.11
100	01176-51295	BOLT	3				0.09	0.198
110	36280-43180	BOLT UBS	7				0.052	0.1144
120	04512-50120	WASHER SPRING	3				0	0
130	36840-42252	COVER PINION SHAFT	1				2.5	5.5
140	04811-10750	O RING	1				0.001	0.0022
150	36340-42220	BOLT	5				0.03	0.066
160	04512-50100	WASHER SPRING	5				0	0

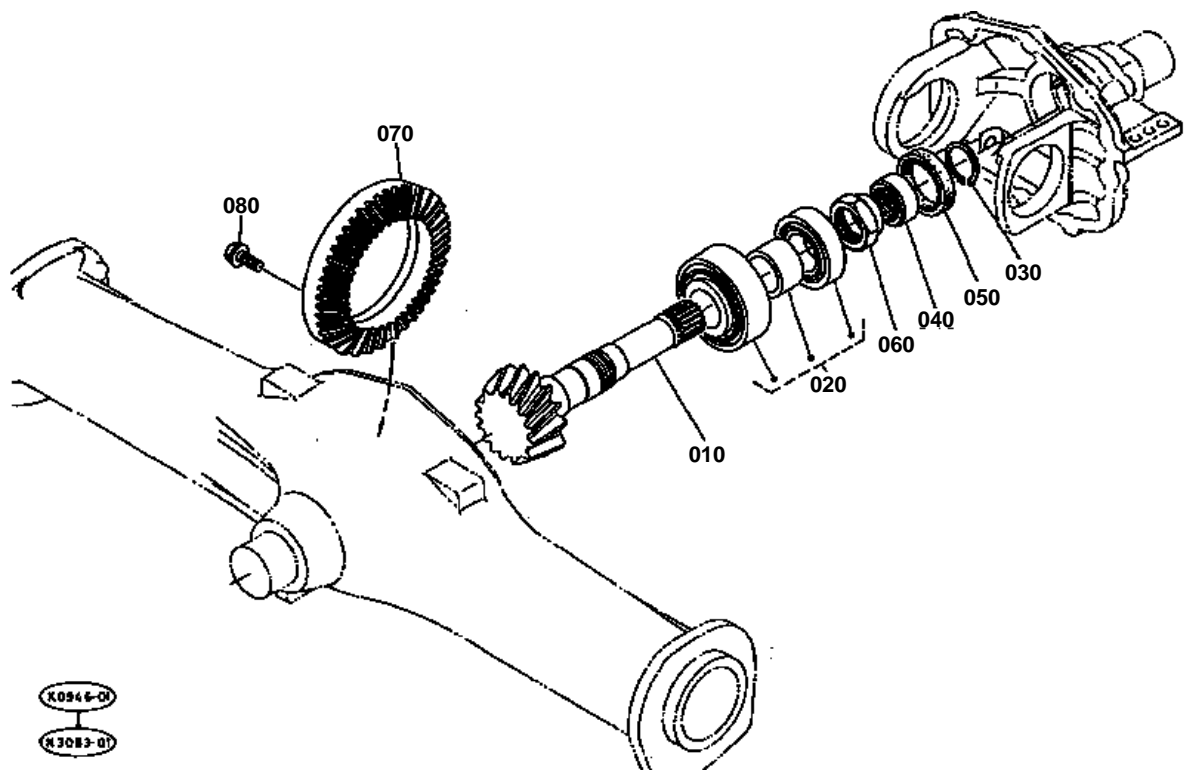




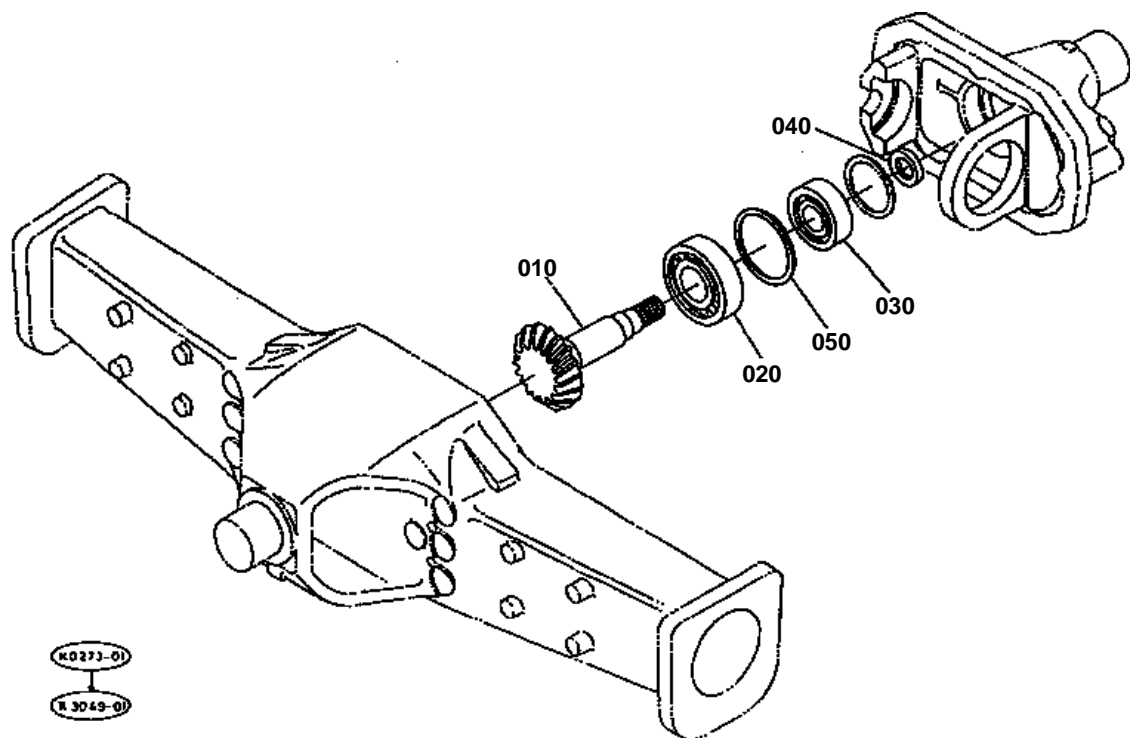
**FRONT DIFF.CASE [NEW TYPE]**  
S.No.;>=70001

↔ Interchangeable; ≠ not interchangeable; ← new for old; → old for new

REF.No	Part No.	Description	Q'ty	S.No.	I/C	REMARKS	Weight (kgf)	Weight (lb)
010	35533-42140	ASSY CASE FRONT DIFF	1				0	0
020	36840-42160	RING INNER	1				0.185	0.407
030	06331-35020	PLUG	1				0.068	0.1496
040	04717-02000	WASHER WITH RUBBER	1				0.004	0.0088
050	06331-35010	PLUG	2				0.012	0.0264
060	04717-01000	WASHER WITH RUBBER	2				0.001	0.0022
070	36780-42300	ASSY CASE PINION BRG	1				17.8	39.16
080	05012-00816	PIN STRAIGHT	2				0.007	0.0154
090	01173-51260	BOLT	2				0.06	0.132
100	04512-50120	WASHER SPRING	2				0	0
110	35533-42350	SHIM	1			0.1MM	0.002	0.0044
110	35533-42360	SHIM	1			0.2MM	0.003	0.0066
110	35533-42370	SHIM	1			0.4MM	0.005	0.011
110	35533-42450	SHIM	1			1.6MM	0.015	0.033
120	36280-43180	BOLT UBS	1				0.052	0.1144
130	36780-43160	BOLT UBS	1				0.1	0.22
140	35533-43170	PIPE KNOCK	2				0.02	0.044
150	01173-51445	BOLT	11				0.067	0.1474
160	04512-50140	WASHER SPRING	11				0	0

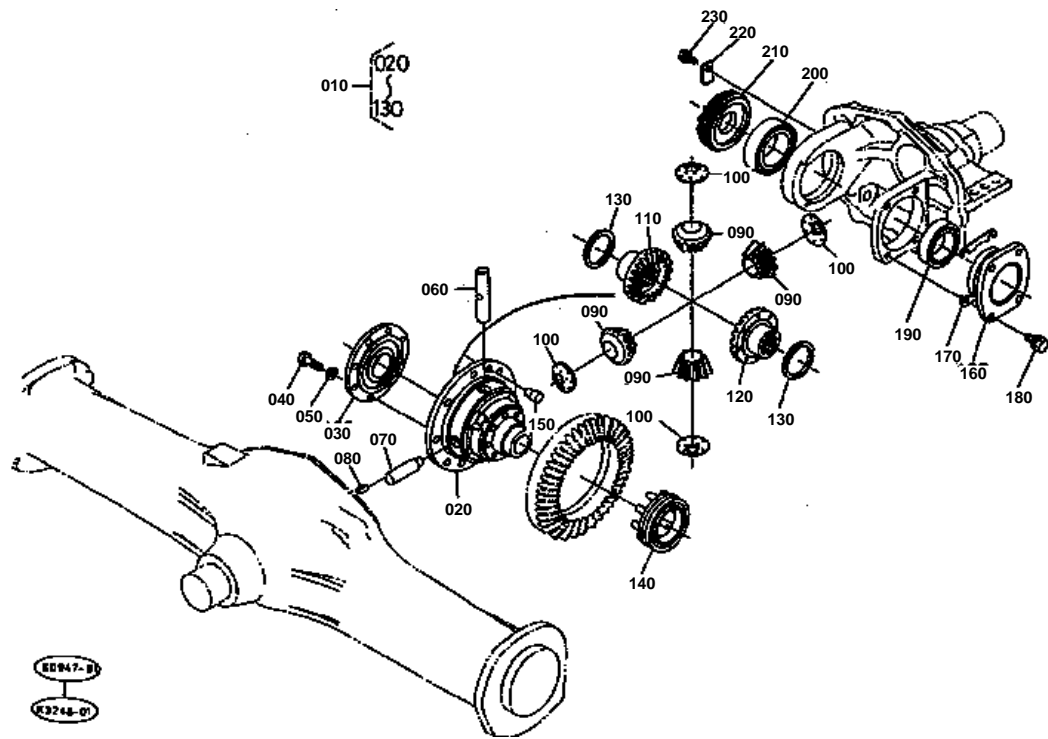


[illegible]





[illegible]



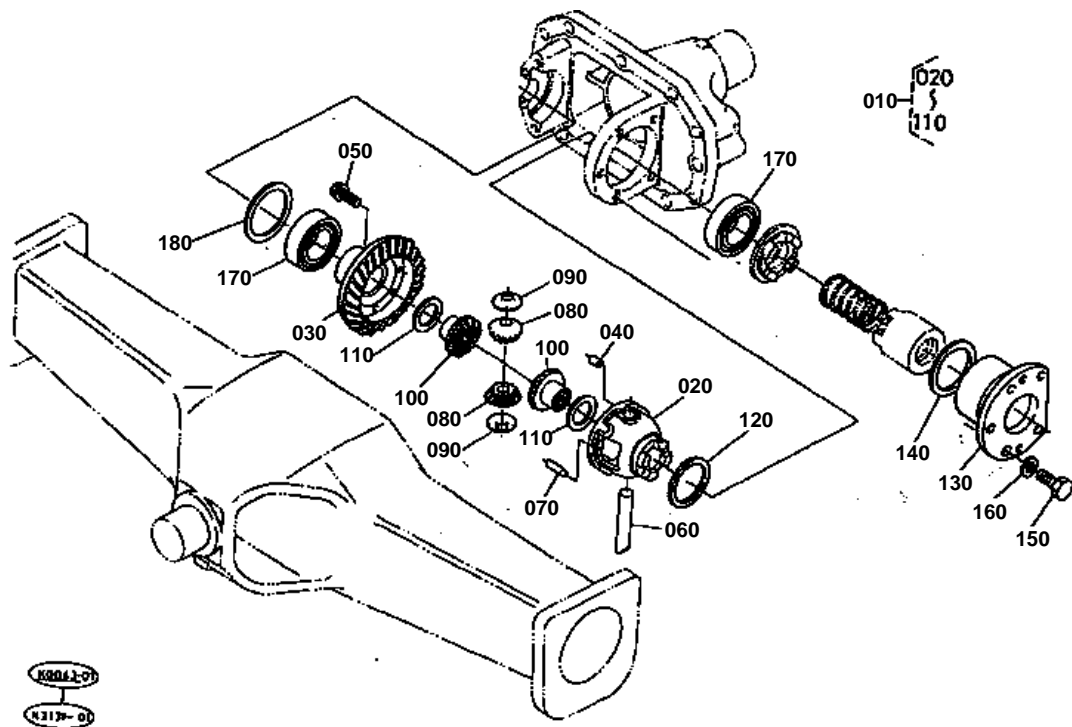


# DIFFERENTIAL (FRONT) [OLD TYPE]

S.No.;<=69999

↔ Interchangeable; ≠ not interchangeable; ← new for old; → old for new

REF.No	Part No.	Description	Q'ty	S.No.	I/C	REMARKS	Weight (kgf)	Weight (lb)
010	35430-43100	ASSY DIFFERENTIAL	1				7.2	15.84
020	36340-43120	CASE DIFFERENTIAL	1				5	11
030	36340-43130	COVER DIFF.CASE	1				0.91	2.002
040	01173-51025	BOLT	8				0.021	0.0462
050	04512-50100	WASHER SPRING	8				0	0
060	35430-26340	SHAFT DIFF.PINION	1				0.31	0.682
070	35430-26330	SHAFT DIFF.PINION	2				0.136	0.2992
080	31220-26280	KEY FEATHER	2				0.005	0.011
090	35430-26350	PINION DIFF.	4				0.16	0.352
100	31351-26390	WASHER DIFF.PINION	4				0.012	0.0264
110	37300-26430	GEAR DIFF.SIDE RH	1				0.475	1.045
120	37300-26440	GEAR DIFF.SIDE LH	1				0.63	1.386
130	37300-26480	WASHER SIDE GEAR	2			1.5MM	0.015	0.033
130	37300-26490	WASHER SIDE GEAR	2			1.6MM	0.015	0.033
130	38240-26470	WASHER SIDE GEAR	2			1.7MM	0.02	0.044
140	31351-26610	SHIFTER DIFF.LOCK	1				0.43	0.946
150	36340-42330	PIN KNOCK	2				0.03	0.066
160	36340-42410	SUPP0RT DIFF.BEARING	1				1.05	2.31
170	36340-42470	SHIM	4			0.3MM	0.002	0.0044
170	36340-42480	SHIM	8			0.1MM	0.001	0.0022
180	01133-51025	BOLT	4				0.023	0.0506
190	08711-32009	BEARING TAPER-ROLLER	1				0.345	0.759
200	08711-32011	BEARING TAPER-ROLLER	1				0.538	1.1836
210	36340-42432	SCREW ADJUSTING	1				0.484	1.0648
220	36340-42440	WASHER LOCK	1				0.005	0.011
230	01023-50612	BOLT	1				0.005	0.011



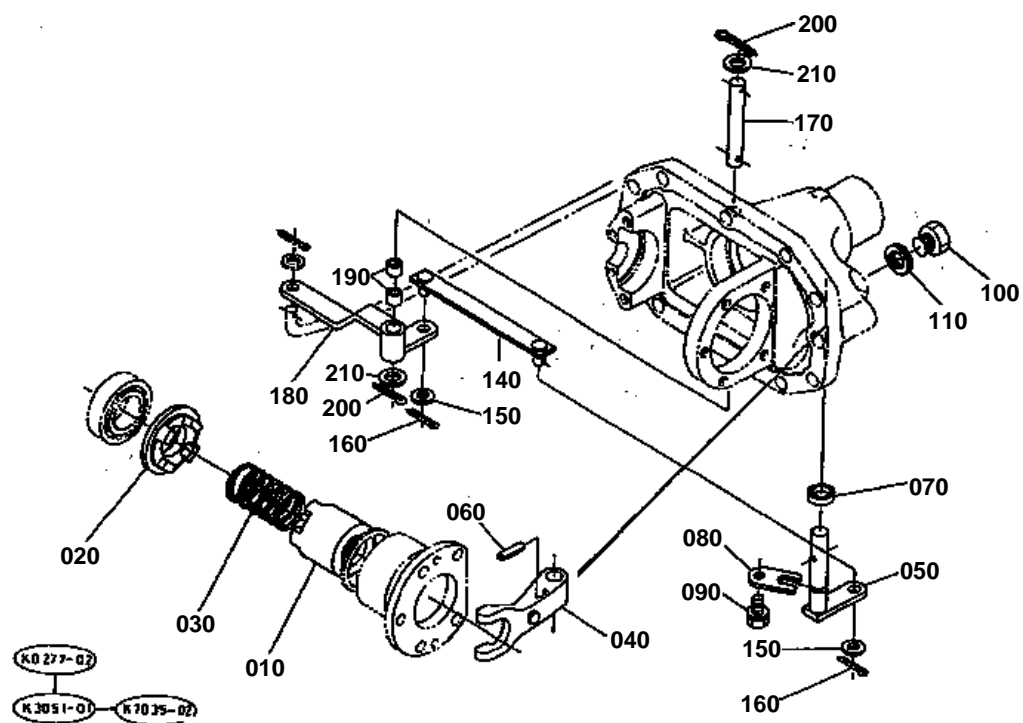


# DIFFERENTIAL (FRONT) [NEW TYPE]

S.No.;>=70001

↔ Interchangeable; ≠ not interchangeable; ← new for old; → old for new

REF.No	Part No.	Description	Q'ty	S.No.	I/C	REMARKS	Weight (kgf)	Weight (lb)
010	36790-43100	ASSY DIFFERENTIAL	1				3.6	7.92
020	36790-43122	CASE DIFFERENTIAL	1				0.7	1.54
030	36790-42312	GEAR BEVEL	1				2.1	4.62
040	36790-43180	PIN STRAIGHT	1				0.01	0.022
050	01779-50830	BOLT UBS	6				0.02	0.044
060	36790-43110	SHAFT DIFF.PINION	1				0.13	0.286
070	36790-43170	PIN STRAIGHT	1				0.015	0.033
080	67711-14920	PINION DIFF.	2				0.11	0.242
090	67311-14980	COLLAR PINION THRUST	2				0.002	0.0044
100	66101-14940	GEAR DIFF.SIDE	2				0.18	0.396
110	67211-15160	SHIM	2			1.0MM	0.01	0.022
110	67211-15170	SHIM	2			0.8MM	0.008	0.0176
110	67211-15180	SHIM	2			1.2MM	0.01	0.022
120	33670-43070	COLLAR THRUST	1				0.02	0.044
130	33670-42410	SUPPORT DIFF.BEARING	1				1.94	4.268
140	35533-43050	SHIM	1				0.01	0.022
150	01173-51028	BOLT	5				0.022	0.0484
160	04512-50100	WASHER SPRING	5				0	0
170	36780-43330	BEARING BALL	2				0.25	0.55
180	35533-43010	SHIM	1			0.1MM	0.002	0.0044
180	35533-43020	SHIM	1			0.2MM	0.003	0.0066
180	35533-43030	SHIM	1			0.4MM	0.004	0.0088
180	35533-43040	SHIM	1			0.8MM	0.009	0.0198
180	35533-43050	SHIM	1			1.0MM	0.01	0.022
180	35533-43060	SHIM	1			1.2MM	0.012	0.0264

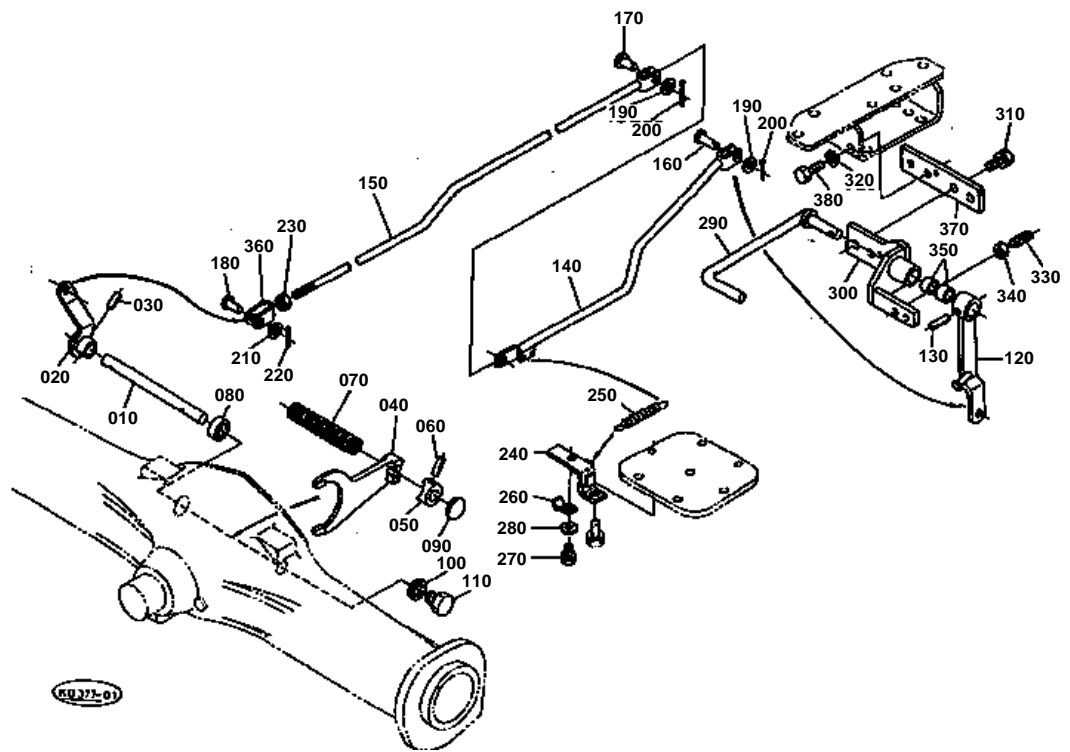




**DIFF.LOCK CLUTCH [NEW TYPE]**  
S.No.;>=70001

↔ Interchangeable; ≠ not interchangeable; ← new for old; → old for new

REF.No	Part No.	Description	Q'ty	S.No.	I/C	REMARKS	Weight (kgf)	Weight (lb)
010	33670-42640	CLUTCH DIFF.LOCK	1				0.9	1.98
020	33670-42700	CLUTCH DIFF.LOCK	1				0.3	0.66
030	33670-42540	SPRING	1				0.04	0.088
040	36780-42522	LEVER DIFF.LOCK	1				0.37	0.814
050	36780-42512	SHAFT LEVER	1				0.18	0.396
060	05411-00625	PIN SPRING	1				0.004	0.0088
070	09500-16307	SEAL OIL	1				0.007	0.0154
080	36780-42560	PLATE	1				0.022	0.0484
090	01133-51016	BOLT	1				0.015	0.033
100	06331-35020	PLUG	1				0.068	0.1496
110	04717-02000	WASHER WITH RUBBER	1				0.004	0.0088
120	99999-99999	BLANK	0				0	0
130	99999-99999	BLANK	0				0	0
140	36780-42580	LINK	1				0.15	0.33
150	04013-50100	WASHER PLAIN	2				0	0
160	05511-50320	PIN SPLIT	2				0.002	0.0044
170	36780-42620	SHAFT LEVER	1				0.134	0.2948
180	36780-42650	LEVER	1				0.25	0.55
190	68021-62210	BUSH	2				0.004	0.0088
200	05511-50425	PIN SPLIT	2				0.003	0.0066
210	04013-50140	WASHER PLAIN	2				0	0





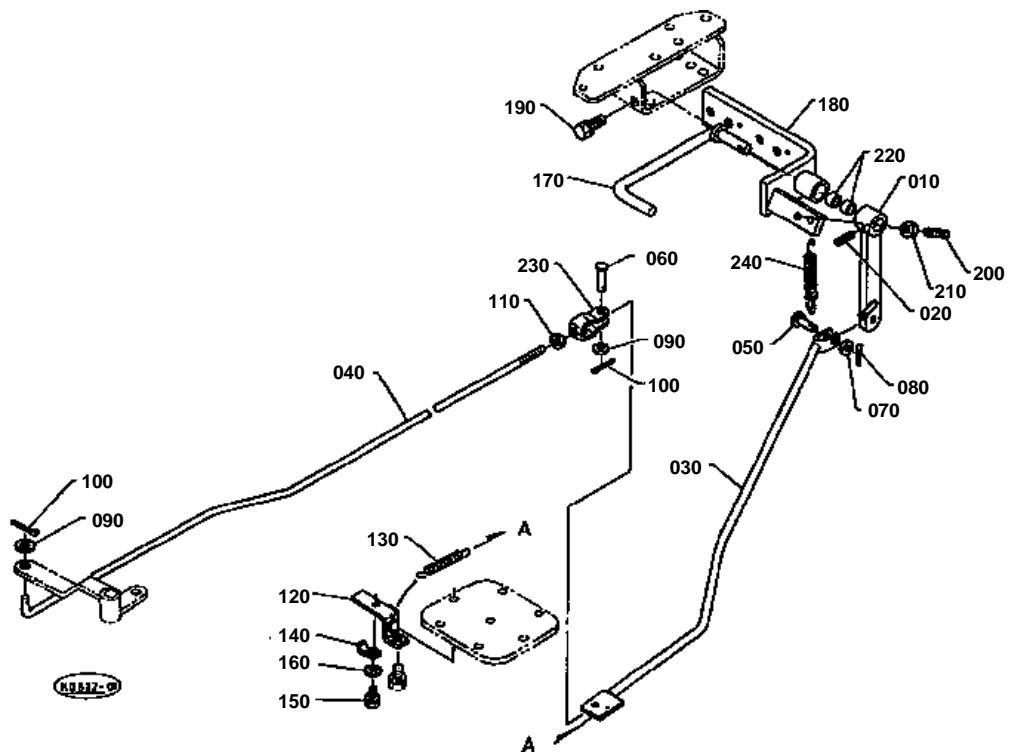


## DIFF.LOCK PEDAL [OLD TYPE]

S.No.;&gt;=70001

↔ Interchangeable; ≠ not interchangeable; ← new for old; → old for new

REF.No	Part No.	Description	Q'ty	S.No.	I/C	REMARKS	Weight (kgf)	Weight (lb)
010	36340-42510	BAR DIFF.LOCK	1				0.45	0.99
020	36340-42530	LEVER	1				0.24	0.528
030	05411-00830	PIN SPRING	1				0.007	0.0154
040	36340-42520	FORK DIFF.LOCK SHIFT	1				0.5	1.1
050	36340-42630	CAM DIFF.LOCK	1				0.08	0.176
060	05411-00640	PIN SPRING	1				0.006	0.0132
070	36340-42540	SPRING	1				0.085	0.187
080	09500-18327	SEAL OIL	1				0.009	0.0198
090	36200-32950	SHIM ADJUSTING	1			1.0MM	0.002	0.0044
090	36330-32970	SHIM ADJUSTING	1			0.5MM	0.001	0.0022
100	04717-02000	WASHER WITH RUBBER	1				0.004	0.0088
110	06331-35020	PLUG	1				0.068	0.1496
120	36280-44112	LEVER DIFF.LOCK	1				0.5	1.1
130	05411-00630	PIN SPRING	1				0.004	0.0088
140	35572-44120	ROD DIFF LOCK REAR	1				0.64	1.408
150	36580-44130	ROD DIFF LOCK FRONT	1				1.05	2.31
160	05122-50828	PIN JOINT	1				0.012	0.0264
170	05122-50825	PIN JOINT	1				0.011	0.0242
180	05122-51025	PIN JOINT	1				0.017	0.0374
190	04012-50080	WASHER PLAIN	2				0.001	0.0022
200	05511-50215	PIN SPLIT	2				0.001	0.0022
210	04011-50100	WASHER PLAIN	1				0.002	0.0044
220	05511-50318	PIN SPLIT	1				0.001	0.0022
230	02172-50120	NUT	1				0.01	0.022
240	35596-44150	SUPPORT ROD	1				0.1	0.22
250	66591-43250	SPRING RETURN	1				0.026	0.0572
260	36280-44160	RETAINER ROD	1				0.048	0.1056
270	01123-50818	BOLT	1				0.012	0.0264
280	04013-50080	WASHER PLAIN	1				0	0
290	35572-44210	PEDAL FRONT	1				0.6	1.32
300	36280-44225	BRACKET PEDAL	1				0.85	1.87
310	01133-51225	BOLT	2				0.035	0.077
320	04512-50120	WASHER SPRING	2				0	0
330	03470-51040	SCREW SET	1				0.02	0.044
340	02116-50100	NUT	1				0.004	0.0088
350	36280-44230	BUSH	2				0	0
360	35468-44180	JOINT	1	≤60107			0.16	0.352
360	38240-24880	U-JOINT	1	≥60108	↔		0.078	0.1716
370	35466-44250	HOLDER	1				0.36	0.792
380	01173-51235	BOLT	2				0.04	0.088

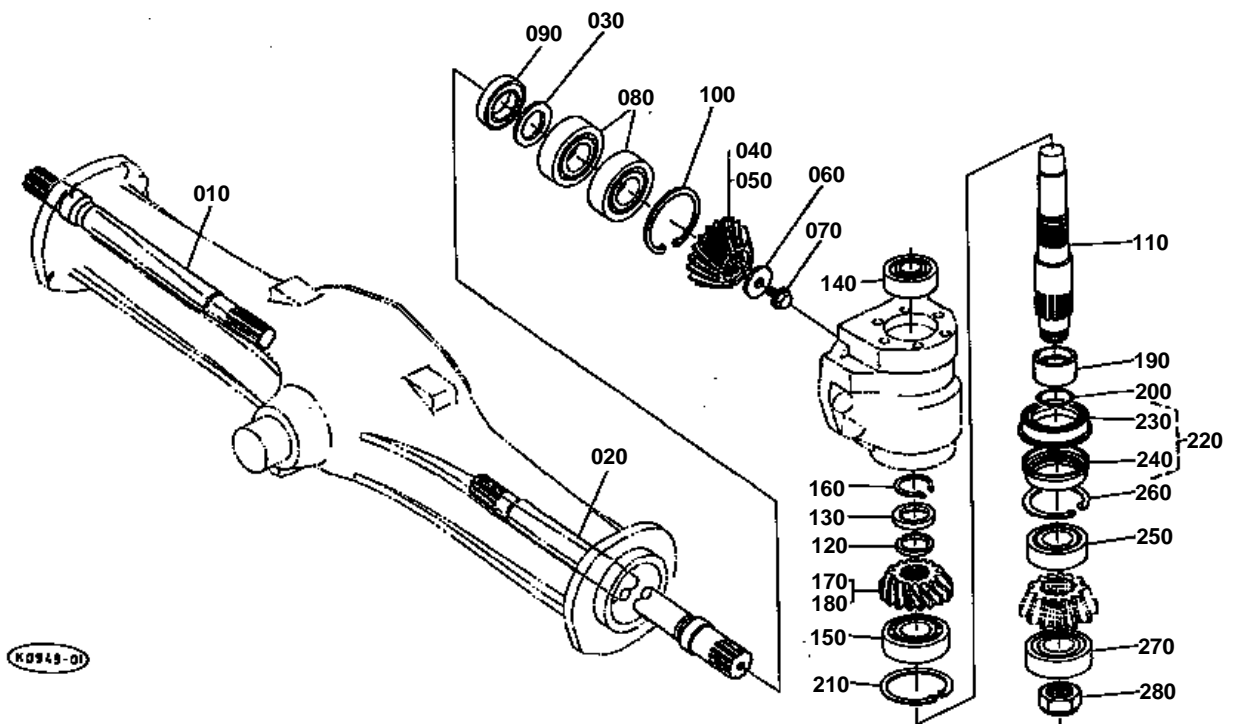




**DIFF.LOCK PEDAL [NEW TYPE]**  
S.No.;>=70001

↔ Interchangeable; ≠ not interchangeable; ← new for old; → old for new

REF.No	Part No.	Description	Q'ty	S.No.	I/C	REMARKS	Weight (kgf)	Weight (lb)
010	35592-44110	LEVER	1				0.3	0.66
020	05411-00630	PIN SPRING	1				0.004	0.0088
030	35535-44120	ROD DIFF.LOCK REAR	1				0.7	1.54
040	35572-44130	ROD DIFF.LOCK FRONT	1				0.64	1.408
050	05122-50828	PIN JOINT	1				0.012	0.0264
060	05122-51025	PIN JOINT	1				0.017	0.0374
070	04012-50080	WASHER PLAIN	1				0.001	0.0022
080	05511-50215	PIN SPLIT	1				0.001	0.0022
090	04011-50100	WASHER PLAIN	2				0.002	0.0044
100	05511-50318	PIN SPLIT	2				0.001	0.0022
110	02116-50100	NUT	1				0.004	0.0088
120	35596-44152	SUPPORT ROD	1				0.1	0.22
130	66591-43250	SPRING RETURN	1				0.026	0.0572
140	36280-44160	RETAINER ROD	1				0.048	0.1056
150	01123-50818	BOLT	1				0.012	0.0264
160	04013-50080	WASHER PLAIN	1				0	0
170	35572-44210	PEDAL FRONT	1				0.6	1.32
180	35592-44222	BRACKET PEDAL	1				0.95	2.09
190	01133-51225	BOLT	2				0.035	0.077
200	03470-51040	SCREW SET	1				0.02	0.044
210	02116-50100	NUT	1				0.004	0.0088
220	36280-44230	BUSH	2				0	0
230	38240-24360	U-JOINT	1				0.08	0.176
240	36730-33070	SPRING	1				0.04	0.088

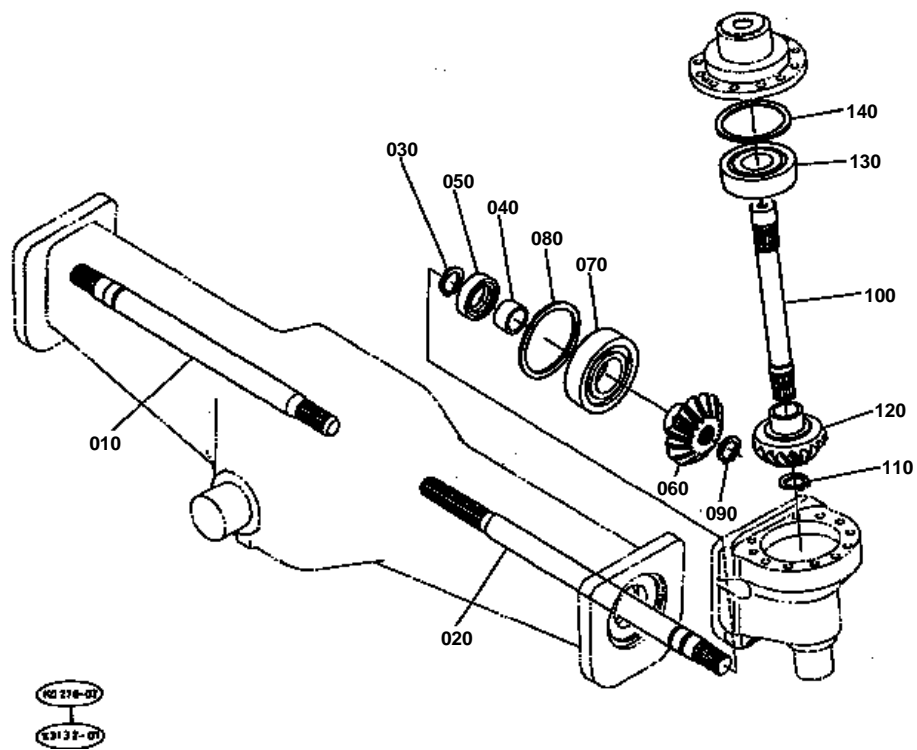


**DIFF.GEAR SHAFT [OLD TYPE]**

S.No.;&lt;=69999

↔ Interchangeable; ≠ not interchangeable; ← new for old; → old for new

REF.No	Part No.	Description	Q'ty	S.No.	I/C	REMARKS	Weight (kgf)	Weight (lb)
010	36340-43210	SHAFT DIFF.GEAR RH	1				5	11
020	36340-43220	SHAFT DIFF.GEAR LH	1				4	8.8
030	36280-43233	COLLAR	2			3.0MM	0.039	0.0858
040	36340-43240	PINION BEVEL RH	1			15T	0.9	1.98
050	36340-43250	PINION BEVEL LH	1			15T	0.9	1.98
060	36340-43290	COLLAR	2			4.5MM	0.05	0.11
070	37800-43870	BOLT	2				0.026	0.0572
080	35831-43380	BEARING BALL	4				0.6	1.32
090	36340-43390	SEAL OIL	2				0.039	0.0858
100	04611-00900	CIR CLIP INTERNAL	2				0.037	0.0814
110	36340-43410	KINGPIN	2				2.8	6.16
120	36340-43420	COLLAR SET	2			4.5MM	0.02	0.044
130	36340-43470	COLLAR SET	2			7.5MM	0.035	0.077
140	08241-03306	BEARING BALL	2				0.58	1.276
150	35831-43380	BEARING BALL	2				0.6	1.32
160	04612-00400	CIR CLIP EXTERNAL	2				0.005	0.011
170	36340-43440	GEAR BEVEL RH	1			18T	1.3	2.86
180	36340-43450	GEAR BEVEL LH	1			18T	1.3	2.86
190	36340-43460	COLLAR SEAL	2				0.19	0.418
200	04811-50450	O RING	2				0	0
210	04611-00900	CIR CLIP INTERNAL	2				0.037	0.0814
220	36340-43500	ASSY SEAL KINGPIN	2				0.18	0.396
230	36340-43530	SEAL OIL	2				0.08	0.176
240	36340-43550	SEAL OIL	2				0.095	0.209
250	08101-06209	BEARING BALL	2				0.42	0.924
260	04611-00850	CIR CLIP INTERNAL	2				0.029	0.0638
270	08101-06308	BEARING BALL	2				0.63	1.386
280	70531-54750	NUT	2				0.105	0.231

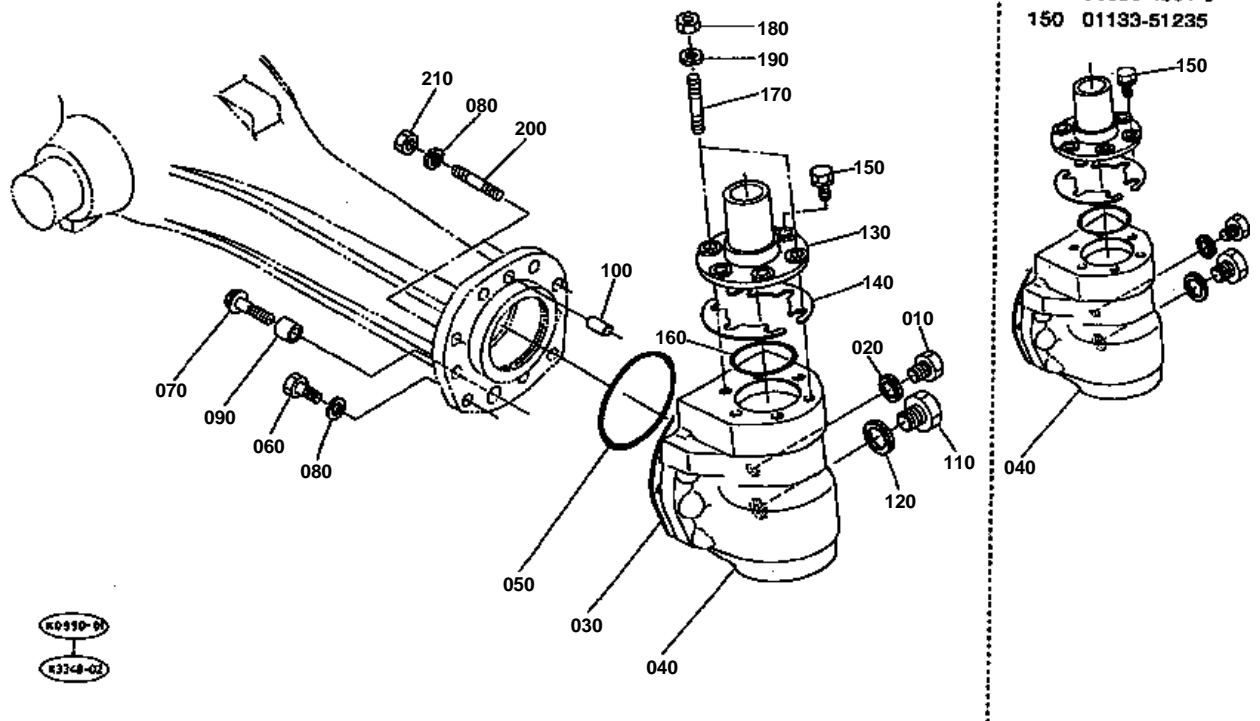




**DIFF.GEAR SHAFT [NEW TYPE]**  
S.No.;>=70001

↔ Interchangeable; ≠ not interchangeable; ← new for old; → old for new

REF.No	Part No.	Description	Q'ty	S.No.	I/C	REMARKS	Weight (kgf)	Weight (lb)
010	33710-43210	SHAFT DIFF.GEAR RH	1				2.66	5.852
020	33710-43220	SHAFT DIFF.GEAR LH	1				2.9	6.38
030	31391-15360	CIR-CLIP	2				0.005	0.011
040	54617-22830	SLEEVE	2				0.02	0.044
050	09403-55511	SEAL OIL	2				0.023	0.0506
060	35533-43440	GEAR BEVEL	2			19T	1.08	2.376
070	35533-43470	BEARING BALL	2				0.88	1.936
080	35533-44020	SHIM	1			0.1MM	0.002	0.0044
080	35533-44030	SHIM	1			0.2MM	0.003	0.0066
080	35533-44040	SHIM	1			0.4MM	0.005	0.011
080	35533-44050	SHIM	1			0.8MM	0.011	0.0242
080	35533-44060	SHIM	1			1.0MM	0.012	0.0264
080	35533-44070	SHIM	1			1.2MM	0.02	0.044
090	04612-00280	CIR CLIP EXTERNAL	2				0.003	0.0066
100	35533-43410	SHAFT	2				0.9	1.98
110	04612-00280	CIR CLIP EXTERNAL	2				0.003	0.0066
120	35533-43240	GEAR BEVEL	2			18T	0.98	2.156
130	08101-06308	BEARING BALL	2				0.63	1.386
140	35533-44080	SHIM	1			0.1MM	0.001	0.0022
140	35533-44090	SHIM	1			0.2MM	0.002	0.0044
140	35533-44100	SHIM	1			0.4MM	0.005	0.011
140	35533-44110	SHIM	1			0.8MM	0.01	0.022
140	35533-44120	SHIM	1			1.0MM	0.012	0.0264
140	35533-44130	SHIM	1			1.2MM	0.015	0.033



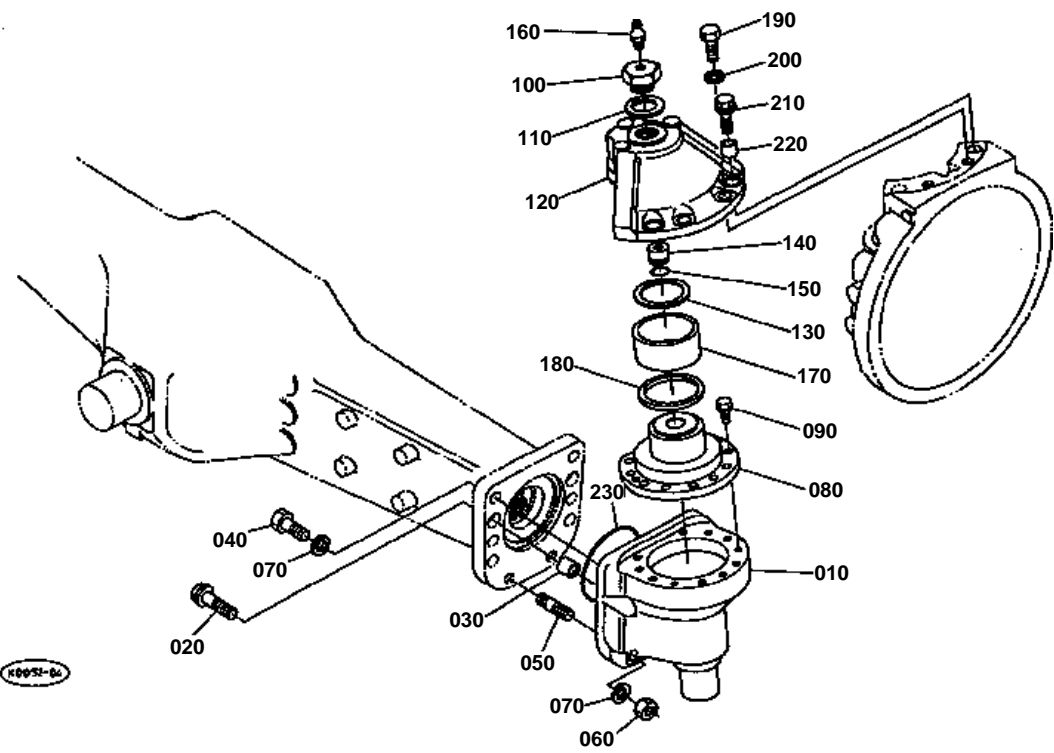




# BEVEL GEAR CASE [OLD TYPE]

↔ Interchangeable; ≠ not interchangeable; ← new for old; → old for new

REF.No	Part No.	Description	Q'ty	S.No.	I/C	REMARKS	Weight (kgf)	Weight (lb)
010	06331-35020	PLUG	2				0.068	0.1496
020	04717-02000	WASHER WITH RUBBER	2				0.004	0.0088
030	36340-43270	SHIM	8			0.3MM	0.01	0.022
030	36340-43280	SHIM	12			0.1MM	0.002	0.0044
040	35830-43310	CASE BEVEL GEAR	2	≤50077			9	19.8
040	36840-43313	CASE BEVEL GEAR	2	≥50078	≠		8	17.6
050	04811-51100	O RING	2				0.004	0.0088
060	01176-51240	BOLT	18	≤60070			0.046	0.1012
060	01176-51240	BOLT	14	≥60071			0.046	0.1012
070	36340-43180	BOLT UBS	2				0.05	0.11
080	04512-50120	WASHER SPRING	18				0	0
090	36340-43170	PIPE KNOCK	2				0.025	0.055
100	05012-01325	PIN STRAIGHT	2				0.028	0.0616
110	36340-43563	PLUG	2				0.095	0.209
120	04717-02400	WASHER WITH RUBBER	2				0.005	0.011
130	36840-43320	RETAINER BEARING	2				1.88	4.136
140	36840-43360	SHIM	8			0.1MM	0.001	0.0022
150	01133-51235	BOLT	12	≤60107			0.043	0.0946
150	01133-51235	BOLT	8	≥60108			0.043	0.0946
160	04811-10700	O RING	2				0.001	0.0022
170	01574-51230	STUD	4	≥60108			0.037	0.0814
180	02176-50120	NUT	4	≥60108			0.01	0.022
190	04512-50120	WASHER SPRING	4	≥60108			0	0
200	35230-43500	STUD	4	≥60071			0.045	0.099
210	02176-50120	NUT	4	≥60071			0.01	0.022



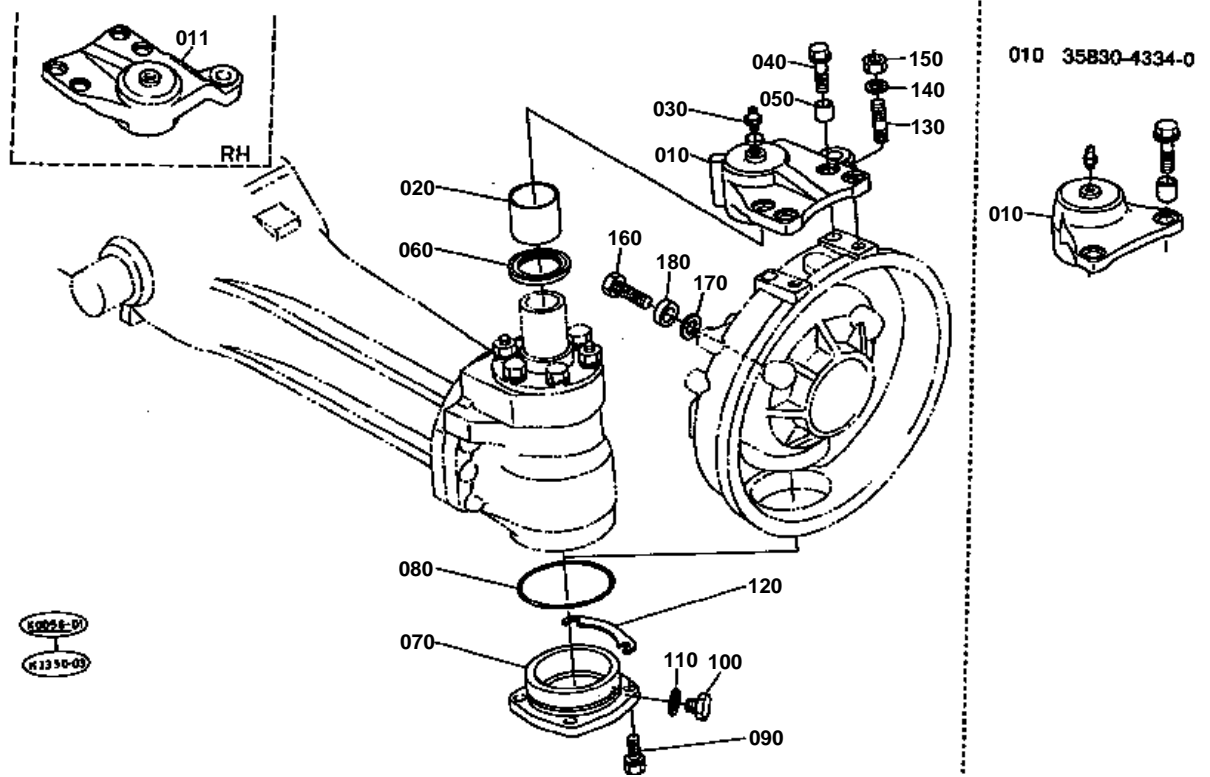


**BEVEL GEAR CASE [NEW TYPE]**  
S.No.;>=70001

↔ Interchangeable; ≠ not interchangeable; ← new for old; → old for new

REF.No	Part No.	Description	Q'ty	S.No.	I/C	REMARKS	Weight (kgf)	Weight (lb)
010	35533-43314	CASE BEVEL GEAR	2				7.03	15.466
020	36340-43180	BOLT UBS	4				0.05	0.11
030	35533-43170	PIPE KNOCK	4				0.02	0.044
040	01173-51440	BOLT	12				0.062	0.1364
050	01517-51435	STUD	4				0	0
060	02176-50140	NUT	4				0.014	0.0308
070	04512-50140	WASHER SPRING	16				0	0
080	35533-43320	RETAINER BEARING	2				1.8	3.96
090	01123-50825	BOLT	22				0.013	0.0286
100	35533-43390	PLUG	2				0.08	0.176
110	04717-02400	WASHER WITH RUBBER	2				0.005	0.011
120	35533-43344	SUPPORT F-WHEEL CASE	2				3.32	7.304
130	35533-43330	WASHER THRUST	2			3.2MM	0.028	0.0616
140	35533-43370	PLUG	2				0.02	0.044
150	04811-00160	O RING	2				0	0
160	06611-15010	NIPPLE GREASE	2				0.01	0.022
170	35533-43350	BUSH	2				0.1	0.22
180	38440-44820	SEAL OIL	2				0.01	0.022
190	01176-51430	BOLT	4				0.052	0.1144
200	04512-50140	WASHER SPRING	4				0	0
210	36280-43180	BOLT UBS	4				0.052	0.1144
220	35533-43170	PIPE KNOCK	4				0.02	0.044
230	04811-51000	O RING	2				0.003	0.0066

# FRONT WHEEL CASE SUPPORT [OLD TYPE]





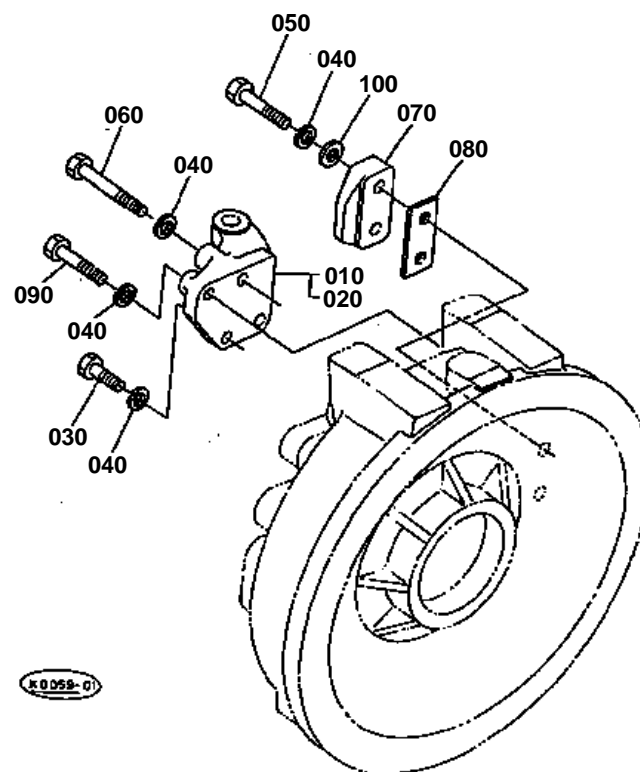
# FRONT WHEEL CASE SUPPORT [OLD TYPE]

S.No.;<=69999

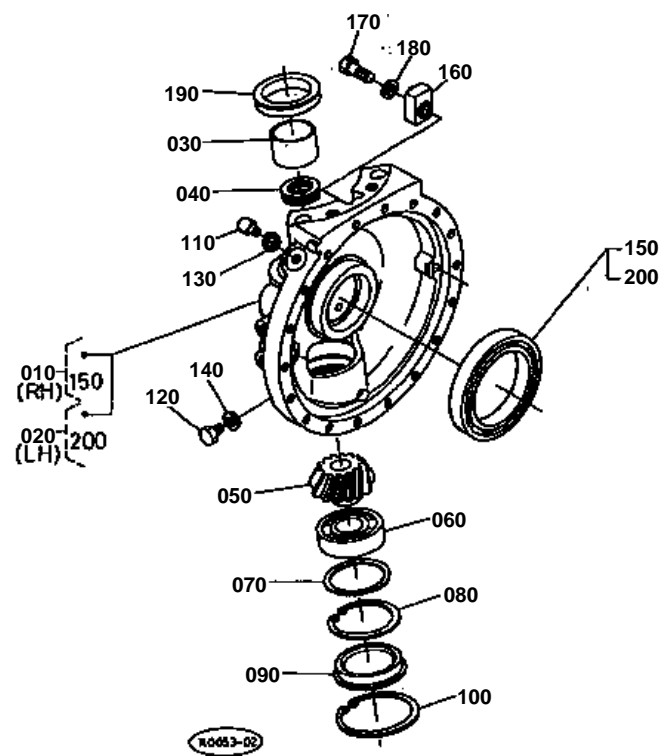
↔ Interchangeable; ≠ not interchangeable; ← new for old; → old for new

REF.No	Part No.	Description	Q'ty	S.No.	I/C	REMARKS	Weight (kgf)	Weight (lb)
010	35830-43340	SUPPORT F-WHEEL CASE	2	<=50077			2.82	6.204
010	35593-43810	SUPPORT F-WHEEL CASE	1	>=50078	≠		6.74	14.828
011	35593-43820	SUPPORT F-WHEEL CASE	1	>=50078			6.96	15.312
020	36840-43350	BUSH	2				0.19	0.418
030	06613-10010	NIPPLE GREASE	2				0.006	0.0132
040	36340-43180	BOLT UBS	4				0.05	0.11
050	36280-43170	PIPE KNOCK	4				0.022	0.0484
060	09230-60756	SEAL OIL	2				0.015	0.033
070	36340-43540	CASE BEARING	2				1.53	3.366
080	04811-51000	O RING	2				0.003	0.0066
090	01133-51028	BOLT	8				0.027	0.0594
100	06331-45020	PLUG	2				0.08	0.176
110	04724-00200	GASKET	2				0.003	0.0066
120	36280-43550	SHIM	8			0.1MM	0.001	0.0022
130	35230-43500	STUD	4	>=50078			0.045	0.099
140	04512-50120	WASHER SPRING	4	>=50078			0	0
150	35340-27360	NUT	4	>=50078			0.015	0.033
160	36842-43370	BOLT ADJUSTING	4	>=50078			0.095	0.209
170	36842-43670	SHIM ADJUSTING	10	>=50078		1.0MM	0.004	0.0088
180	36842-43740	COLLAR ADJUSTING	4	>=50078		7.0MM	0.027	0.0594

## KNUCKLE ARM









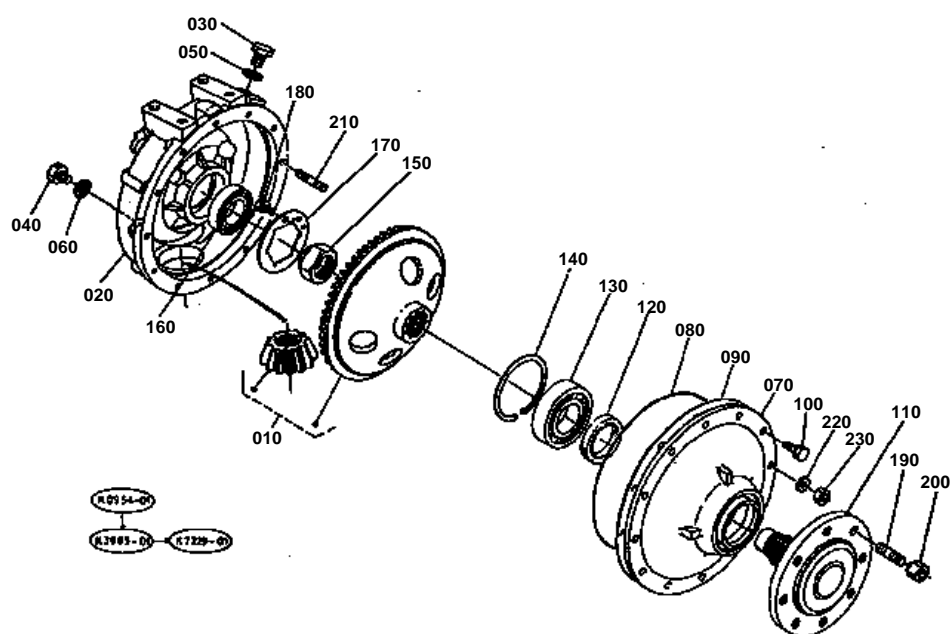


# FRONT WHEEL CASE [NEW TYPE]

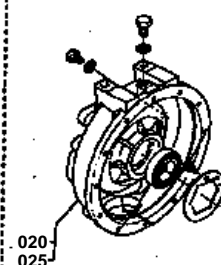
S.No.;>=70001

↔ Interchangeable; ≠ not interchangeable; ← new for old; → old for new

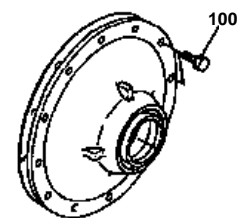
REF.No	Part No.	Description	Q'ty	S.No.	I/C	REMARKS	Weight (kgf)	Weight (lb)
010	35533-43642	ASSY CASE F.WHEEL RH	1				0	0
020	35533-43632	ASSY CASE F.WHEEL LH	1				0	0
030	35533-43600	BUSH	2				0.1	0.22
040	35533-43380	HOLDER THRUST BRG.	2				0.1	0.22
050	35533-43520	GEAR BEVEL	2			13T	0	0
060	35860-79150	BEARING BALL	2				0.45	0.99
070	35533-43010	SHIM	1			0.1MM	0.002	0.0044
070	35533-43020	SHIM	1			0.2MM	0.003	0.0066
070	35533-43030	SHIM	1			0.4MM	0.004	0.0088
070	35533-43040	SHIM	1			0.8MM	0.009	0.0198
070	35533-44140	SHIM	1			1.0MM	0.012	0.0264
070	35533-44150	SHIM	1			1.2MM	0.015	0.033
070	35533-44160	SHIM	1			1.8MM	0.02	0.044
070	35533-44170	SHIM	1			2.0MM	0.025	0.055
070	35533-44180	SHIM	1			2.3MM	0.03	0.066
080	04611-00800	CIR CLIP INTERNAL	2				0.02	0.044
090	35533-43540	PLUG	2				0.18	0.396
100	04611-00900	CIR CLIP INTERNAL	2				0.037	0.0814
110	06331-35016	PLUG	2				0.04	0.088
120	06331-35010	PLUG	4				0.012	0.0264
130	04717-01600	WASHER WITH RUBBER	2				0.003	0.0066
140	04717-01000	WASHER WITH RUBBER	4				0.001	0.0022
150	35533-43290	BEARING BALL	1				0.65	1.43
160	35533-44270	STOPPER	2				0.25	0.55
170	01173-51435	BOLT	2				0.056	0.1232
180	04512-50140	WASHER SPRING	2				0	0
190	33670-43360	SEAL OIL	2				0.01	0.022
200	35533-43290	BEARING BALL	1				0.65	1.43



020 36340-4361-2  
025 36340-4365-2



100 01133-51028



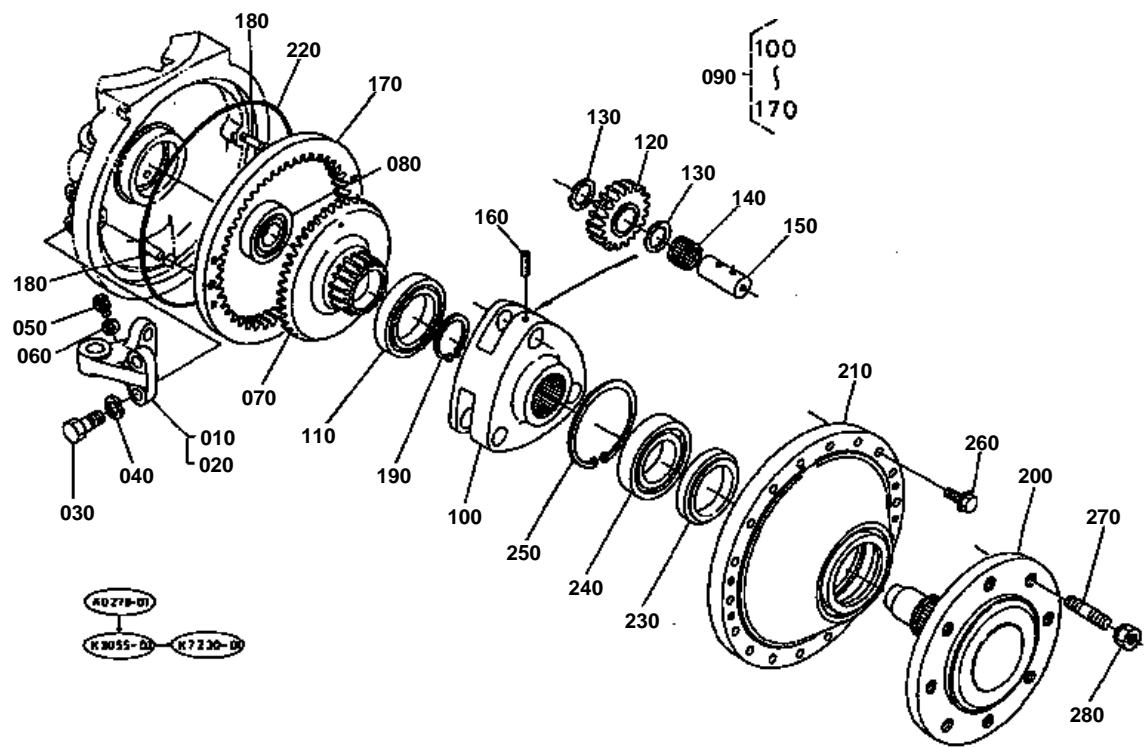


# FRONT AXLE [OLD TYPE]

S.No.;<=69999

↔ Interchangeable; ≠ not interchangeable; ← new for old; → old for new

REF.No	Part No.	Description	Q'ty	S.No.	I/C	REMARKS	Weight (kgf)	Weight (lb)
010	36340-43702	ASSY GEAR BEVEL	2			10-36T	14.2	31.24
020	36340-43612	CASE FRONT WHEEL RH	1	<=50077			22.6	49.72
020	36842-43610	CASE FRONT WHEEL	2	>=50078	≠		22	48.4
025	36340-43652	CASE FRONT WHEEL LH	1	<=50077	≠		21.4	47.08
030	06331-35020	PLUG	2				0.068	0.1496
040	06331-35010	PLUG	2				0.012	0.0264
050	04717-02000	WASHER WITH RUBBER	2				0.004	0.0088
060	04717-01000	WASHER WITH RUBBER	2				0.001	0.0022
070	36340-43620	COVER FRONT WHEEL	2				12	26.4
080	36340-43630	O RING	2				0.01	0.022
090	36340-43640	SHIM	12			0.2MM	0.03	0.066
100	01133-51028	BOLT	24	<=60070			0.027	0.0594
100	01133-51028	BOLT	20	>=60071			0.027	0.0594
110	36340-43714	AXLE FRONT	2				10	22
120	36340-48250	SEAL WITH SHAFT	2			NOT SALE	0.112	0.2464
120	3A161-48250	SEAL OIL	2		←		0	0
130	08101-06311	BEARING BALL	2				1.36	2.992
140	04611-01200	CIR CLIP INTERNAL	2				0.083	0.1826
150	35780-43750	NUT	2				0.205	0.451
160	36340-43510	BEARING BALL	2				0.615	1.353
170	36340-43875	WASHER LOCK	2				0.15	0.33
180	01133-51018	BOLT	2				0.018	0.0396
190	35410-49150	STUD	16				0.078	0.1716
200	33251-49170	NUT	16				0.045	0.099
210	01517-51025	STUD	4	>=60071			0	0
220	04512-50100	WASHER SPRING	4	>=60071			0	0
230	02118-50100	NUT	4	>=60071			0.005	0.011





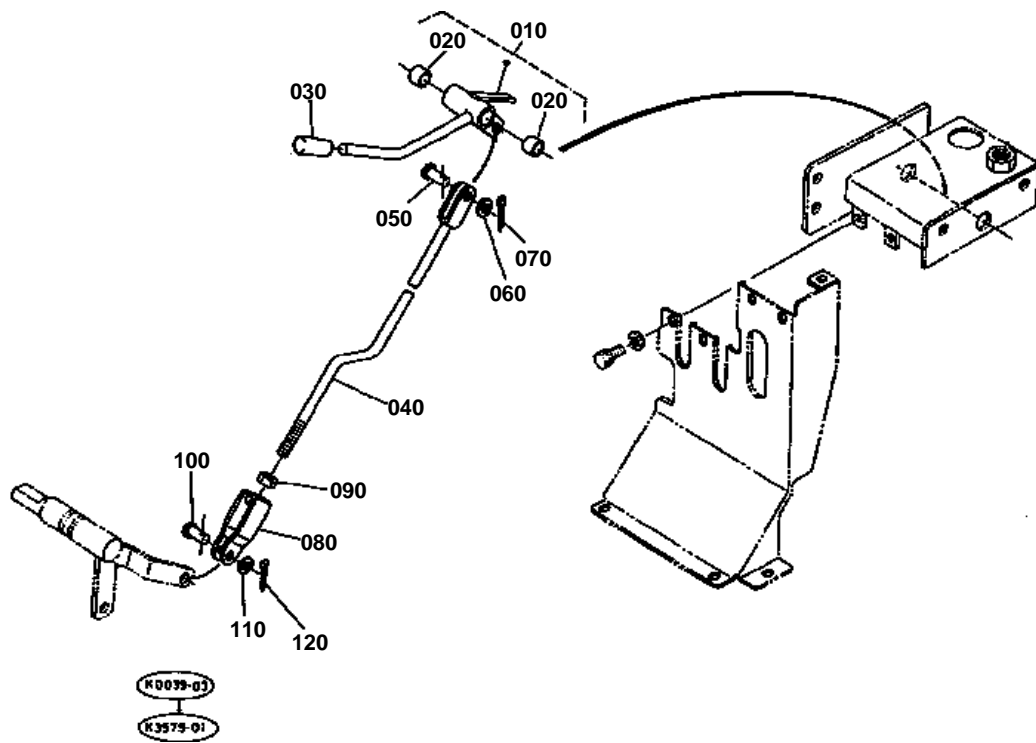
# FRONT AXLE [NEW TYPE]

S.No.;>=70001

↔ Interchangeable; ≠ not interchangeable; ← new for old; → old for new

REF.No	Part No.	Description	Q'ty	S.No.	I/C	REMARKS	Weight (kgf)	Weight (lb)
010	35533-43810	ARM KNUCKLE LH	1				0	0
020	35533-43820	ARM KNUCKLE RH	1				0	0
030	01173-51440	BOLT	8				0.062	0.1364
040	04512-50140	WASHER SPRING	8				0	0
050	01133-51220	BOLT	2				0.04	0.088
060	04013-50120	WASHER PLAIN	4				0	0
070	36790-43720	GEAR BEVEL	2			34T	0	0
080	38450-25350	BEARING BALL	2				0.345	0.759
090	36790-44200	ASSY GEAR PLANETARY	2				9.6	21.12
100	35533-44210	SUPPORT PLANE.GEAR	2				4.4	9.68
110	08101-16013	BEARING BALL	2				0.29	0.638
120	36790-44220	GEAR PLANETARY	6			22T	0.62	1.364
130	35533-44230	COLLAR THRUST	12			1.6MM	0.01	0.022
140	35533-44240	BEARING NEEDLE	6				0.04	0.088
150	35533-44250	PIN PLANETARY GEAR	6				0.2	0.44
160	05411-00522	PIN SPRING	6				0.002	0.0044
170	36790-44190	GEAR INTERNAL	2			63T	2.2	4.84
180	35533-44260	PIN STRAIGHT	4				0.02	0.044
190	35533-44280	CIR CLIP EXTERNAL	2				0.012	0.0264
200	35533-43710	AXLE FRONT	2				0	0
210	35533-43620	COVER FRONT WHEEL	2				9.3	20.46
220	35533-44292	O RING	2				0.005	0.011
230	36340-48250	SEAL WITH SHAFT	2			NOT SALE	0.112	0.2464
230	3A161-48250	SEAL OIL	2		←		0	0
240	08101-06211	BEARING BALL	2				0.6	1.32
250	04611-01000	CIR CLIP INTERNAL	2				0.042	0.0924
260	01774-51040	BOLT FLANGE	36				0.025	0.055
270	35410-49150	STUD	16				0.078	0.1716
280	33251-49170	NUT	16				0.045	0.099

## FRONT WHEEL DRIVE LEVER

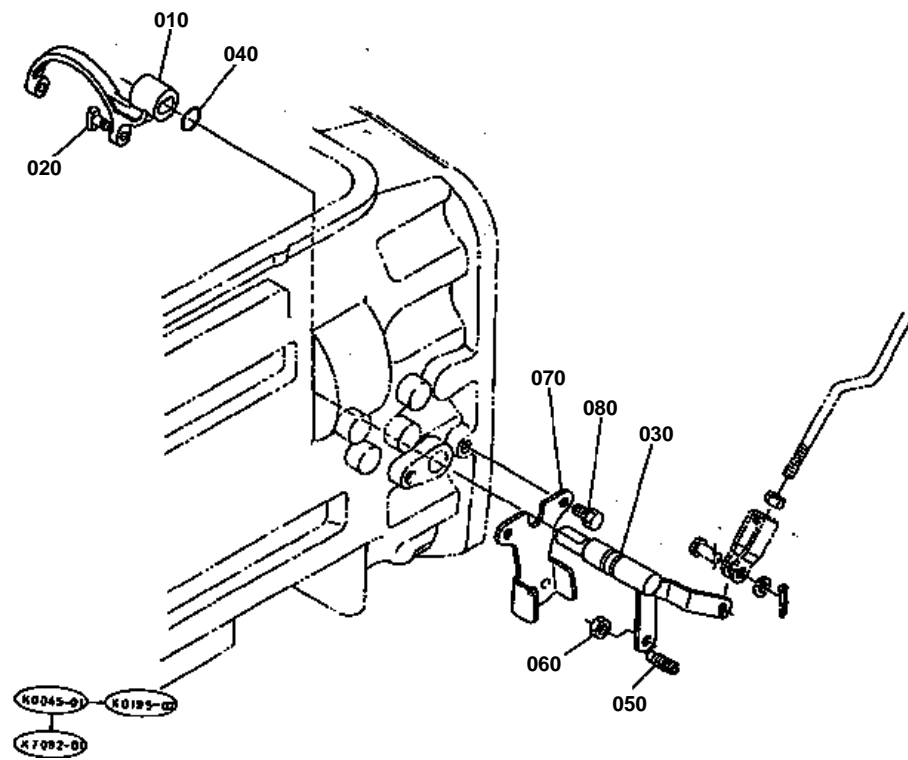




## FRONT WHEEL DRIVE LEVER

↔ Interchangeable; ≠ not interchangeable; ← new for old; → old for new

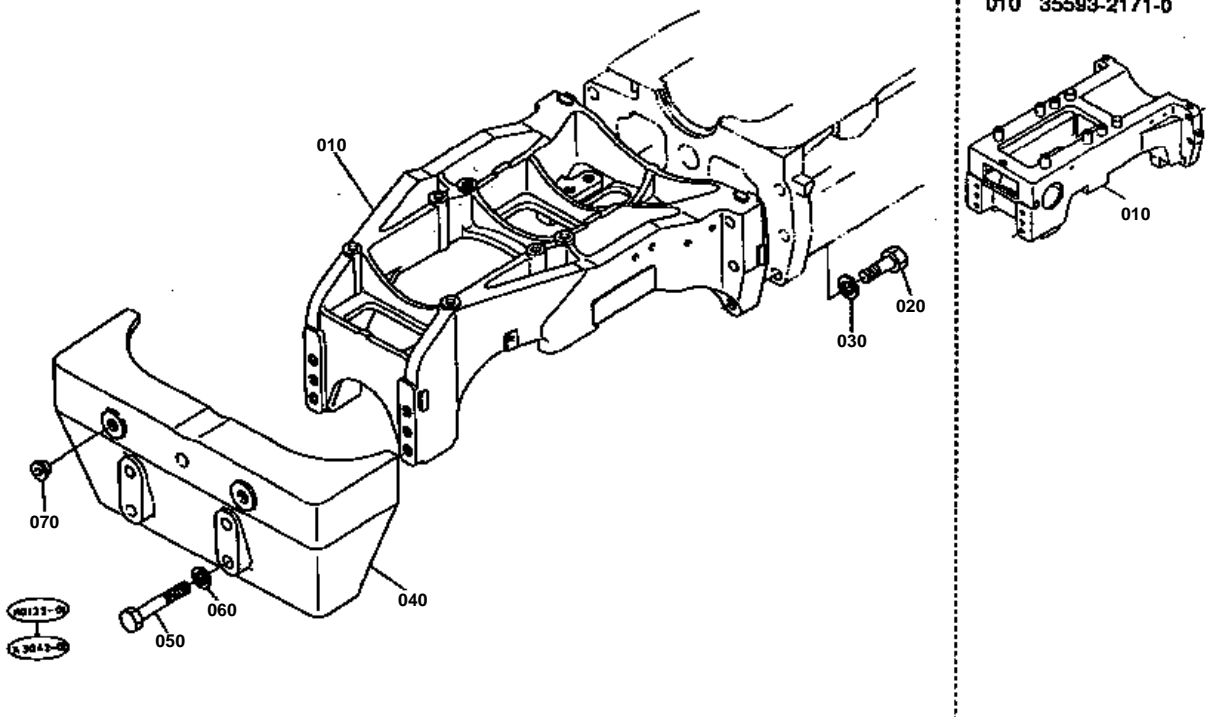
REF.No	Part No.	Description	Q'ty	S.No.	I/C	REMARKS	Weight (kgf)	Weight (lb)
010	35533-29802	ASSY LEVER S-CHANGE	1				0.46	1.012
020	08511-01515	BUSH	2				0.002	0.0044
030	06914-00120	GRIP LEVER	1				0.018	0.0396
040	35533-29890	ROD 4WD	1				0.25	0.55
050	05122-51022	PIN JOINT	1				0.014	0.0308
060	04011-50100	WASHER PLAIN	1				0.002	0.0044
070	05511-50318	PIN SPLIT	1				0.001	0.0022
080	38240-24360	U-JOINT	1				0.08	0.176
090	02116-50100	NUT	1				0.004	0.0088
100	05122-51025	PIN JOINT	1				0.017	0.0374
110	04011-50100	WASHER PLAIN	1				0.002	0.0044
120	05511-50318	PIN SPLIT	1				0.001	0.0022





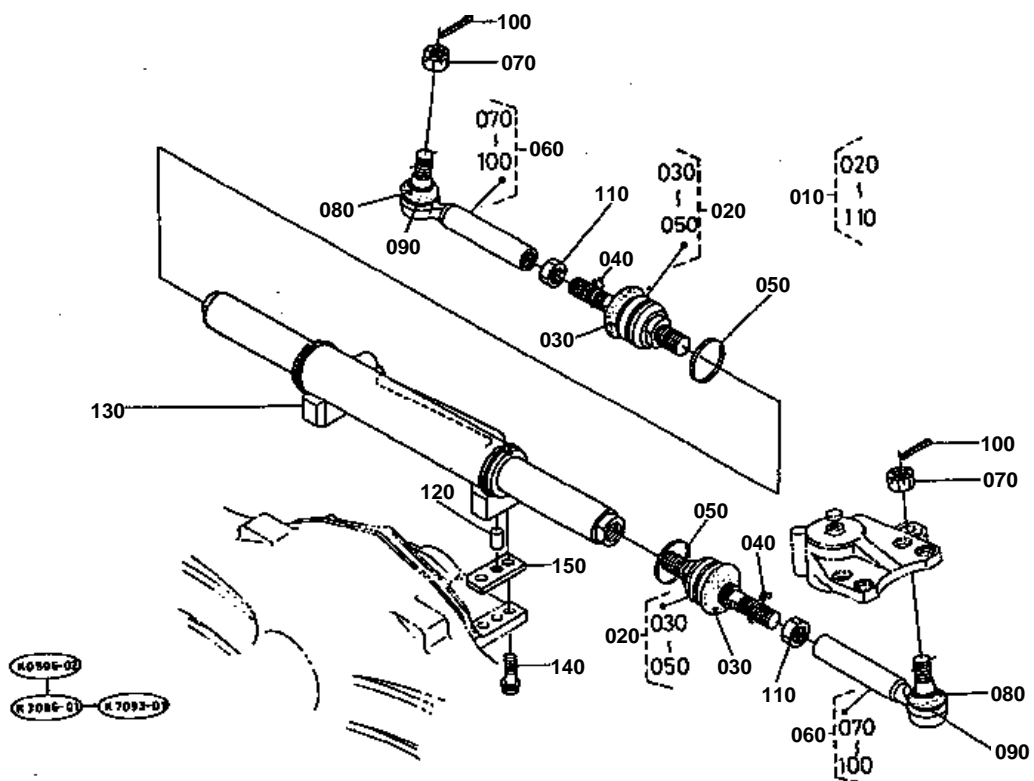


## FRONT AXLE BRACKET





## Reference:01T10002





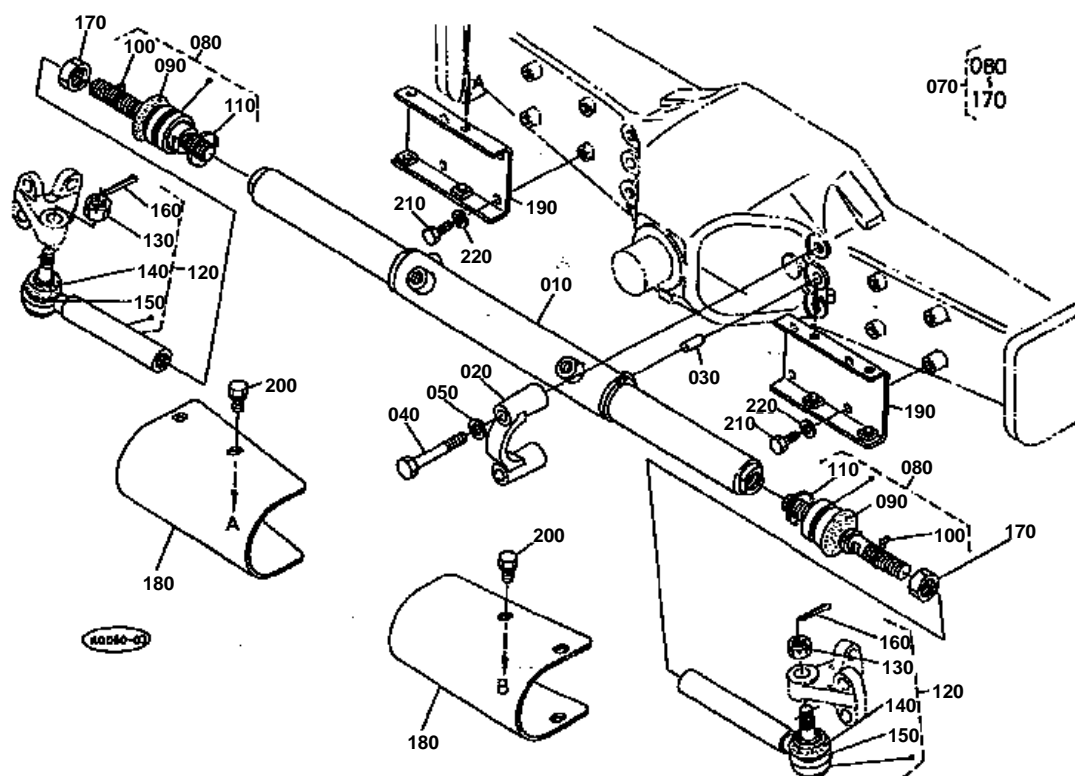
# STEERING LINKAGE [OLD TYPE]

S.No.;<=69999

↔ Interchangeable; ≠ not interchangeable; ← new for old; → old for new

REF.No	Part No.	Description	Q'ty	S.No.	I/C	REMARKS	Weight (kgf)	Weight (lb)
010	35593-62970	ASSY ROD TIE	2				2	4.4
020	35533-62980	JOINT TIE ROD	2				1.08	2.376
030	35533-62850	COVER DUST	2				0.02	0.044
040	35533-62820	CLIP	2				0.003	0.0066
050	35533-62860	RING SET	2				0.005	0.011
060	35533-62920	ROD TIE	2				0.93	2.046
070	35860-62750	NUT	2				0.04	0.088
080	35860-62852	COVER DUST	2				0.014	0.0308
090	36280-62860	CLIP	2				0.002	0.0044
100	05511-50335	PIN SPLIT	2				0.002	0.0044
110	02072-50200	NUT	2				0.046	0.1012
120	05012-01325	PIN STRAIGHT	1				0.028	0.0616
130	35593-63880	CYLINDER STEERING	1	<=50077			0	0
130	35593-63884	CYLINDER STEERING	1	>=50078	←		8.7	19.14
140	35574-63820	BOLT UBS	4				0.075	0.165
150	35574-63990	SPACER	2				0.08	0.176

## Reference:01T10003





# STEERING LINKAGE [NEW TYPE] S.No.;>=70001

↔ Interchangeable; ≠ not interchangeable; ← new for old; → old for new

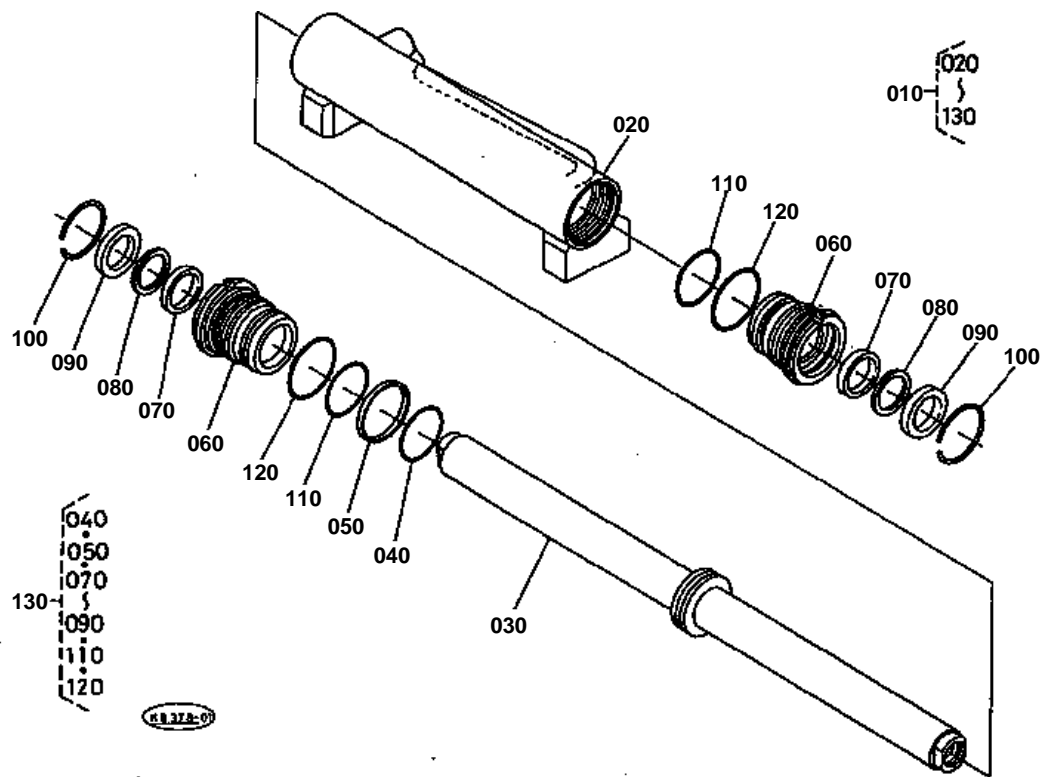
REF.No	Part No.	Description	Q'ty	S.No.	I/C	REMARKS	Weight (kgf)	Weight (lb)
010	33670-63880	CYLINDER STEERING	1				8.6	18.92
020	33671-62130	BRACKET POWER STRG.	2				0	0
030	35533-63970	PIN STRAIGHT	2				0.018	0.0396
040	01173-51490	BOLT	4				0.113	0.2486
050	04512-50140	WASHER SPRING	4				0	0
060	99999-99999	BLANK	0				0	0
070	35533-62970	ASSY ROD TIE	2				2	4.4
080	35533-62980	JOINT TIE ROD	2				1.08	2.376
090	35533-62850	COVER DUST	2				0.02	0.044
100	35533-62820	CLIP	2				0.003	0.0066
110	35533-62860	RING SET	2				0.005	0.011
120	35533-62920	ROD TIE	2				0.93	2.046
130	35860-62750	NUT	2				0.04	0.088
140	35860-62852	COVER DUST	2				0.014	0.0308
150	36280-62860	CLIP	2				0.002	0.0044
160	05511-50335	PIN SPLIT	2				0.002	0.0044
170	02072-50200	NUT	2				0.046	0.1012
180	35533-64013	COVER POWER STRG.	2				1.5	3.3
190	35533-64020	BRACKET STRG.COVER	2				0	0
200	01133-51022	BOLT	8				0.025	0.055
210	01173-51020	BOLT	8				0.017	0.0374
220	04512-50100	WASHER SPRING	8				0	0







REF.No	Part No.	Description	Q'ty	S.No.	I/C	REMARKS	Weight (kgf)	Weight (lb)
010	35593-63880	CYLINDER STEERING	1				0	0
020	35999-24210	ASSY CYLINDER	1				3.5	7.7
030	35999-24220	ASSY ROD	1				4.2	9.24
040	35999-24230	ASSY GUIDE	2				0.55	1.21
050	35999-24240	KIT SEAL	1				0.05	0.11
060	35999-24250	O RING	1				0.003	0.0066
070	35999-24260	SEAL	1				0.003	0.0066
080	35999-24070	GASKET U	2				0.003	0.0066
090	35999-24080	WIPER DUST	2				0.015	0.033
100	35999-24110	O RING	2				0.003	0.0066
110	36330-63780	O RING	2				0.001	0.0022
120	35999-24130	RING SNAP	2				0.003	0.0066

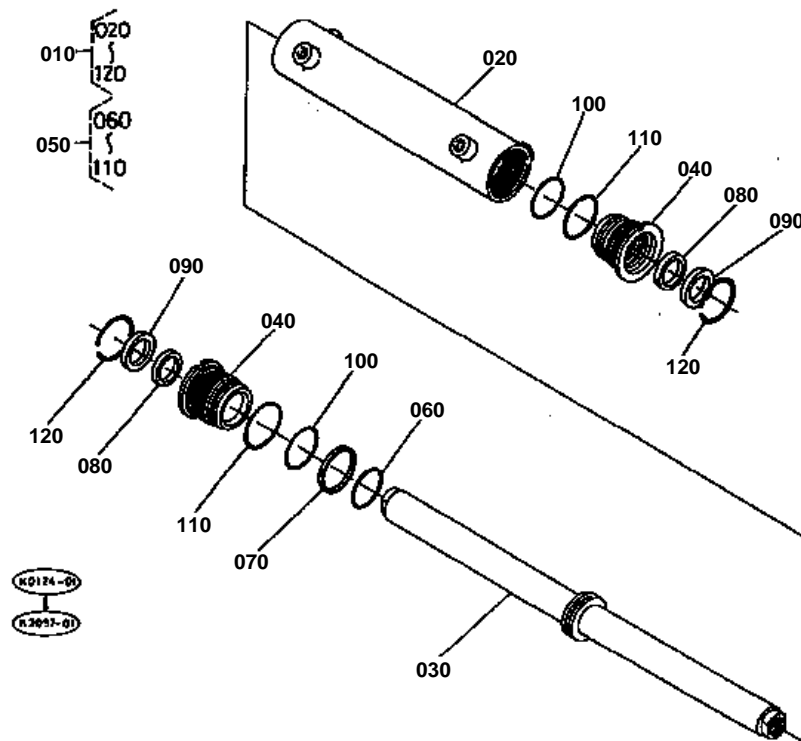




**STEERING CYLINDER [OLD TYPE 2] [COMPONENT PARTS]**  
S.No.;>=50078

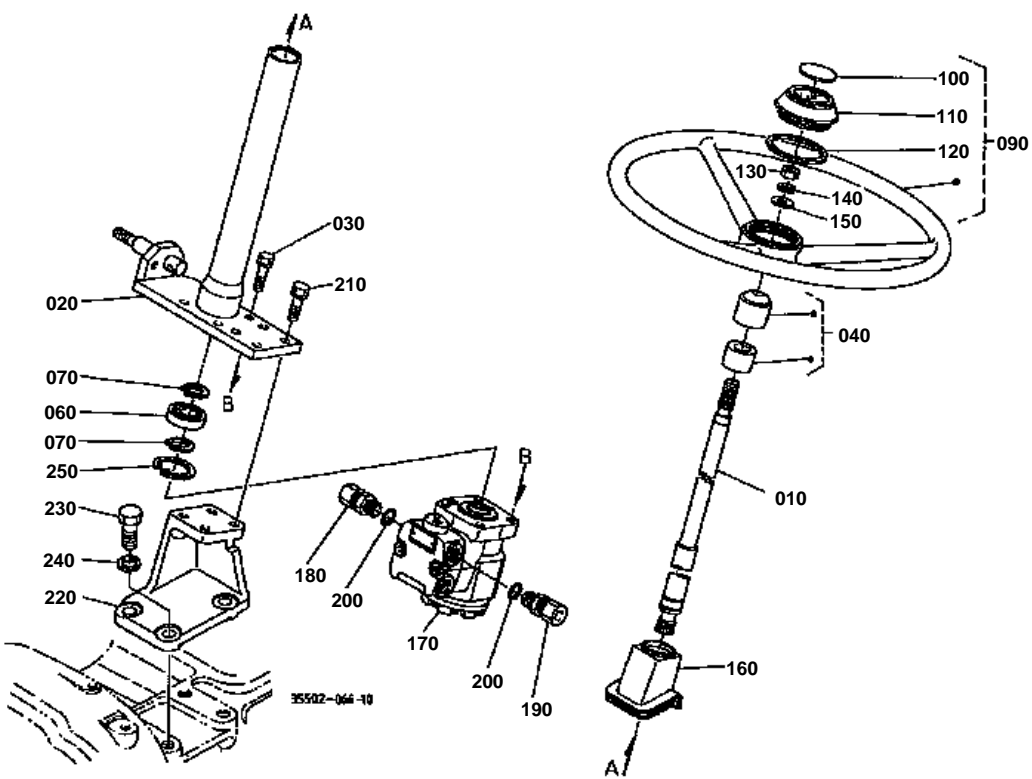
↔ Interchangeable; ≠ not interchangeable; ← new for old; → old for new

REF.No	Part No.	Description	Q'ty	S.No.	I/C	REMARKS	Weight (kgf)	Weight (lb)
010	35593-63884	CYLINDER STEERING	1				8.7	19.14
020	35999-24210	ASSY CYLINDER	1				3.5	7.7
030	35999-24220	ASSY ROD	1				4.2	9.24
040	35999-24250	O RING	1				0.003	0.0066
050	35999-24410	SEAL	1				0.015	0.033
060	35999-24420	ASSY GUIDE	2				0.03	0.066
070	35999-24070	GASKET U	2				0.003	0.0066
080	35999-24370	RING BACK UP	2				0.005	0.011
090	35999-24080	WIPER DUST	2				0.015	0.033
100	35999-24130	RING SNAP	2				0.003	0.0066
110	35999-24110	O RING	2				0.003	0.0066
120	36330-63780	O RING	2				0.001	0.0022
130	35999-24430	KIT SEAL	1				0.06	0.132

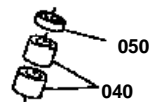




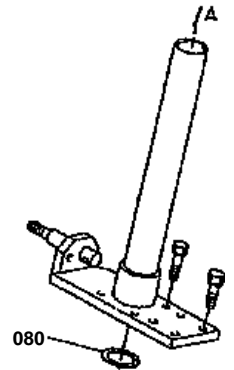
REF.No	Part No.	Description	Q'ty	S.No.	I/C	REMARKS	Weight (kgf)	Weight (lb)
010	33670-63880	CYLINDER STEERING	1				8.6	18.92
020	33670-24010	ASSY CYLINDER	1				2.62	5.764
030	33670-24020	ASSY ROD	1				4.76	10.472
040	35999-24230	ASSY GUIDE	2				0.55	1.21
050	35999-24240	KIT SEAL	1				0.05	0.11
060	35999-24250	O RING	1				0.003	0.0066
070	35999-24260	SEAL	1				0.003	0.0066
080	35999-24070	GASKET U	2				0.003	0.0066
090	35999-24080	WIPER DUST	2				0.015	0.033
100	35999-24110	O RING	2				0.003	0.0066
110	36330-63780	O RING	2				0.001	0.0022
120	35999-24130	RING SNAP	2				0.003	0.0066



040 36200-8217-0  
050 36200-6218-0



080 35533-6340-0



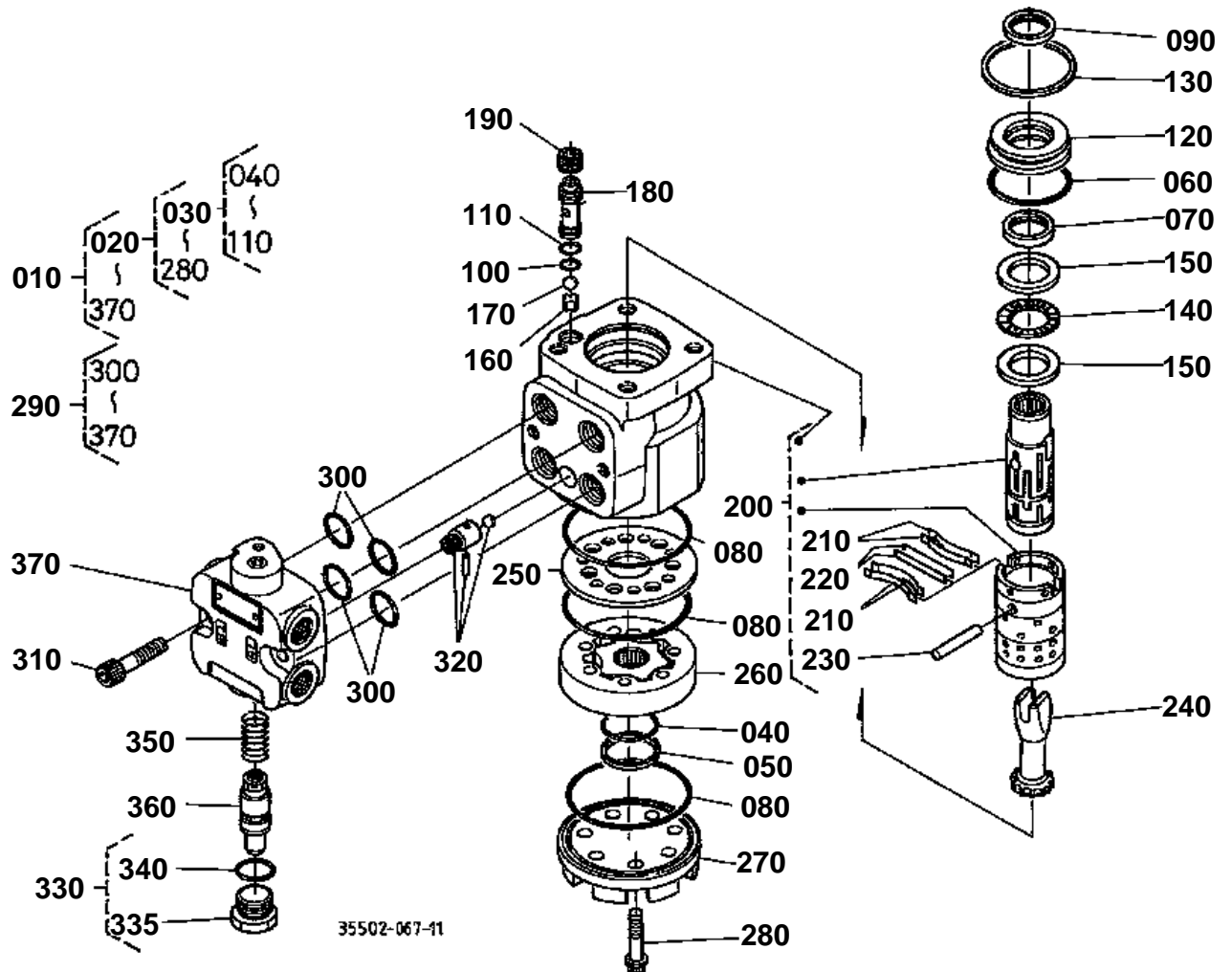
35502-818-10



## STEERING HANDLE

↔ Interchangeable; ≠ not interchangeable; ← new for old; → old for new

REF.No	Part No.	Description	Q'ty	S.No.	I/C	REMARKS	Weight (kgf)	Weight (lb)
010	35533-62150	SHAFT STEERING	1				1.3	2.86
020	35533-62140	POST HANDLE	1				2.9	6.38
030	01133-51030	BOLT	4				0.025	0.055
040	36200-62170	BUSH STEERING POST	2	≤71223		NOT SALE	0.045	0.099
040	35999-15660	KIT BUSH	1	≥71224	←		0.082	0.1804
050	36200-62180	SEAL OIL	1	≤71223			0.01	0.022
060	35533-62360	BEARING BALL	1				0.08	0.176
070	04612-00220	CIR CLIP EXTERNAL	2				0.001	0.0022
080	35533-63400	SHIM	1	≤60107		0.5mm	0.002	0.0044
090	36330-62560	ASSY HANDLE STRG.	1				2	4.4
100	36330-62610	MARK HANDLE	1				0.004	0.0088
110	36330-62580	CAP HANDLE	1				0.04	0.088
120	36330-62620	GASKET	1				0.002	0.0044
130	02174-50140	NUT	1				0.014	0.0308
140	04512-50140	WASHER SPRING	1				0	0
150	04011-50160	WASHER PLAIN	1				0	0
160	35533-62380	COVER POST	1				0.05	0.11
170	35533-63072	CONTROLLER STEERING	1	≤71679			0	0
170	35533-63074	CONTROLLER STEERING	1	≥71680	←		6.5	14.3
180	36330-63080	NIPPLE	2				0.07	0.154
190	35533-63170	NIPPLE	2				0.07	0.154
200	04811-00140	O RING	4				0	0
210	01133-51230	BOLT	4				0.04	0.088
220	35533-63190	SUPPORT CONTROLLER	1	≤70852			0	0
220	35533-63192	SUPPORT CONTROLLER	1	≥70853	←		2.85	6.27
230	01173-51645	BOLT	3				0.092	0.2024
240	04512-50160	WASHER SPRING	3				0	0
250	04611-00450	CIR CLIP INTERNAL	1				0.01	0.022



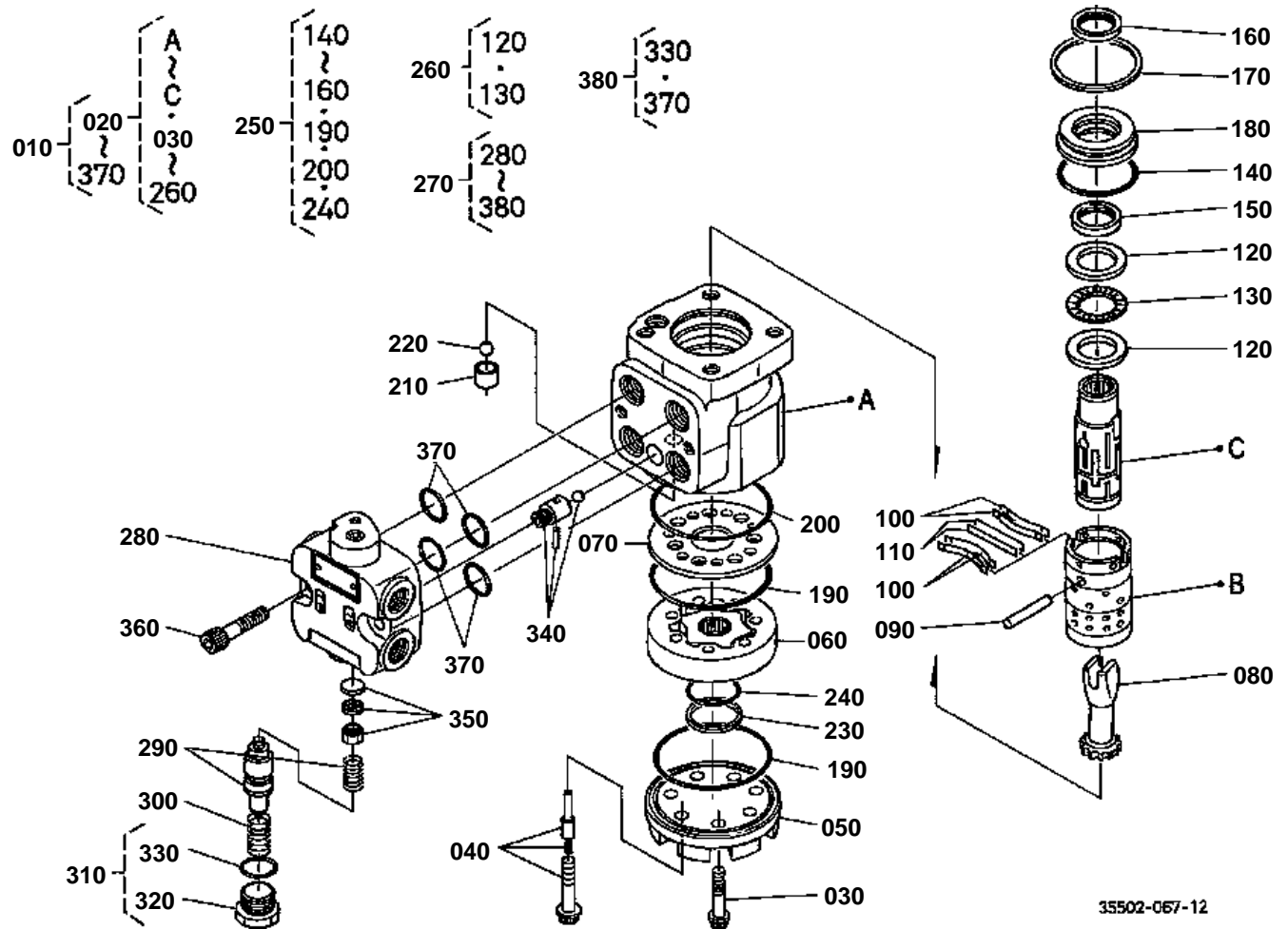




**STEERING CONTROLLER [COMPONENT PARTS] [OLD TYPE]**  
S.No.;<=71679

↔ Interchangeable; ≠ not interchangeable; ← new for old; → old for new

REF.No	Part No.	Description	Q'ty	S.No.	I/C	REMARKS	Weight (kgf)	Weight (lb)
010	35533-63072	CONTROLLER STEERING	1				0	0
020	35533-63080	CONTROLLER	1				4.5	9.9
030	35999-22010	KIT SEAL	1				0.01	0.022
040	35999-22020	RING	1				0.001	0.0022
050	35999-22030	SEAL	1				0.001	0.0022
060	35999-22040	RING	1				0.005	0.011
070	35999-22050	SEAL OIL	1				0.001	0.0022
080	35999-22080	O RING	3				0.001	0.0022
090	35999-22110	SEAL DUST	1				0.002	0.0044
100	35999-22140	O RING	1				0.001	0.0022
110	35999-22160	O RING	1				0.001	0.0022
120	35999-22060	BUSH	1				0.11	0.242
130	35999-22070	RING RETAINING	1				0.005	0.011
140	35999-22090	NEEDLE THRUST	1				0.01	0.022
150	35999-22100	RACE BEARING	2				0.02	0.044
160	35999-22120	BALL RETAINER CHECK	1				0.001	0.0022
170	35999-22130	BALL	1				0.002	0.0044
180	35999-22150	SEAT CHECK	1				0.01	0.022
190	35999-22170	SCREW SET	1				0.01	0.022
200	35999-22210	ASSY PARTS CONTROL	1				3.5	7.7
210	35999-22200	SPRING	4				0.002	0.0044
220	35999-22190	SPRING FLAT	2				0.001	0.0022
230	35999-22180	PIN	1				0.01	0.022
240	35999-22220	DRIVE	1				0.1	0.22
250	35999-22230	PLATE SPACER	1				0.1	0.22
260	35999-22240	SET ROTOR	1				0.27	0.594
270	35999-22250	CAP END	1				0.4	0.88
280	35999-22260	SCREW	7				0.02	0.044
290	35533-63090	VALVE	1				1.37	3.014
300	35999-22320	O RING	4				0.001	0.0022
310	35999-22330	BOLT	2				0.03	0.066
320	35999-22340	ASSY CHECK ORIFICE	1				0.02	0.044
330	35999-22310	ASSY PLUG SUB	1			NOT SALE	0.05	0.11
335	35999-16240	PLUG	1				0.05	0.11
340	35999-22350	O RING	1				0.001	0.0022
350	35999-22360	SPRING OUTER VALVE	1				0.008	0.0176
360	35999-22370	ASSY VALVE AUX.	1				0.05	0.11
370	35999-22380	ASSY HOUSING	1				1.2	2.64



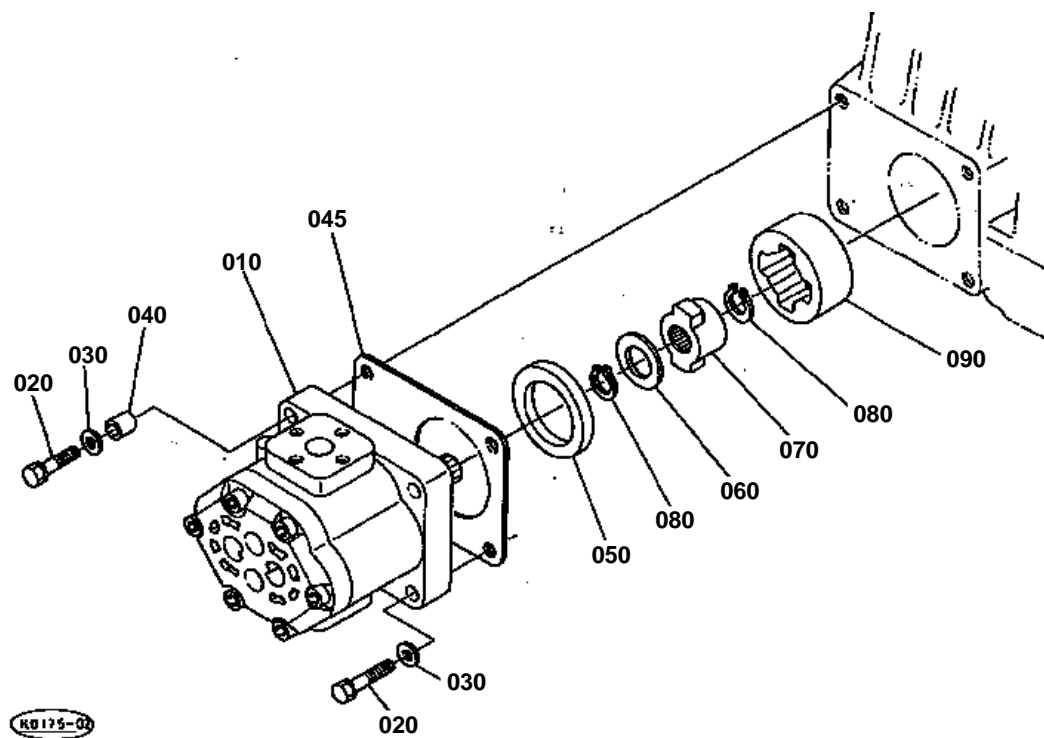
35502-067-12



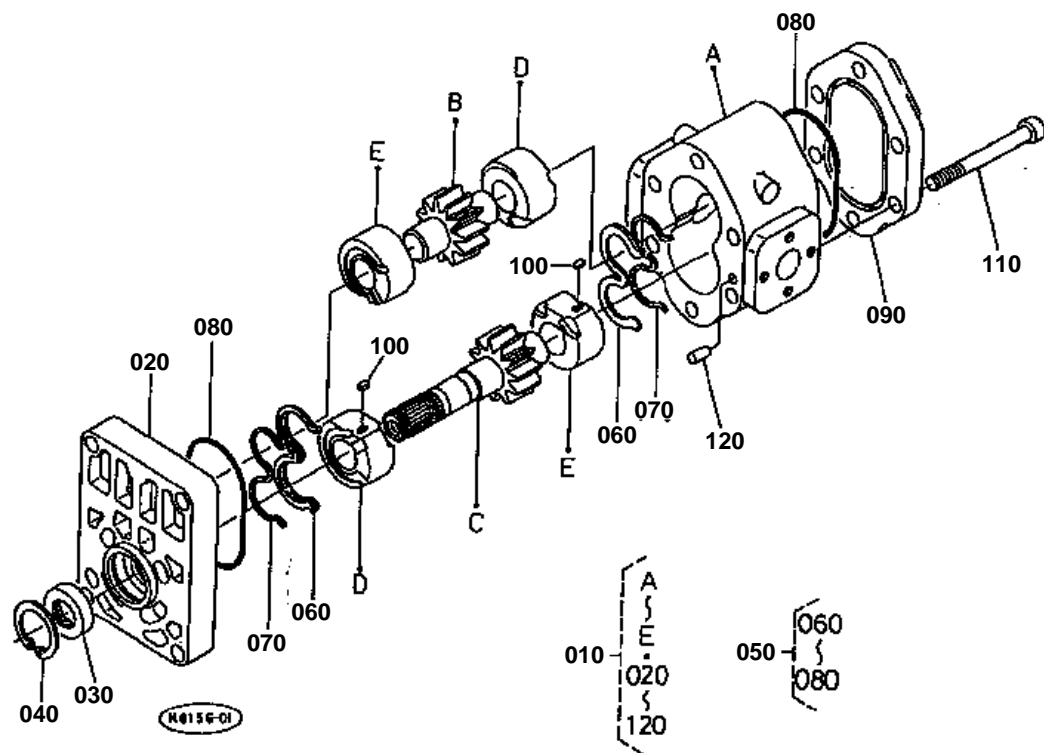
**STEERING CONTROLLER [COMPONENT PARTS] [NEW TYPE]**  
S.No.;>=71680

↔ Interchangeable; ≠ not interchangeable; ← new for old; → old for new

REF.No	Part No.	Description	Q'ty	S.No.	I/C	REMARKS	Weight (kgf)	Weight (lb)
010	35533-63074	CONTROLLER STEERING	1				6.5	14.3
020	35533-63082	CONTROLLER	1				0	0
030	35999-22260	SCREW	6				0.02	0.044
040	33550-64410	ASSY SCREW	1				0.02	0.044
050	35999-22250	CAP END	1				0.4	0.88
060	35999-22240	SET ROTOR	1				0.27	0.594
070	35999-22230	PLATE SPACER	1				0.1	0.22
080	76611-37150	DRIVE	1				0.123	0.2706
090	35999-22180	PIN	1				0.01	0.022
100	35999-22200	SPRING	4				0.002	0.0044
110	35999-22190	SPRING FLAT	2				0.001	0.0022
120	35999-22100	RACE BEARING	2				0.02	0.044
130	35999-22090	NEEDLE THRUST	1				0.01	0.022
140	35999-22040	O RING	1				0.005	0.011
150	35999-22050	SEAL OIL	1				0.001	0.0022
160	35999-22110	SEAL DUST	1				0.002	0.0044
170	35999-22070	RING RETAINING	1				0.005	0.011
180	35999-22060	BUSH	1				0.11	0.242
190	35999-22080	O RING	2				0.001	0.0022
200	R1401-94650	O RING	1				0.001	0.0022
210	R1401-94660	SCREW ADAPTER	1				0.002	0.0044
220	R1401-94670	BALL	1				0.001	0.0022
230	33740-64440	PLUG	1				0.015	0.033
240	33740-64450	O RING	1				0.001	0.0022
250	35999-22010	KIT SEAL	1				0.01	0.022
260	R1401-94620	KIT BEARING NEEDLE	1				0.04	0.088
270	35533-63090	VALVE	1				1.37	3.014
280	35999-22380	ASSY HOUSING	1				1.2	2.64
290	35999-22370	ASSY VALVE AUX.	1				0.05	0.11
300	35999-22360	SPRING OUTER VALVE	1				0.008	0.0176
310	35999-22310	ASSY PLUG SUB	1			NOT SALE	0.05	0.11
320	35999-16240	PLUG	1				0.05	0.11
330	35999-22350	O RING	1				0.001	0.0022
340	35999-22340	ASSY CHECK ORIFICE	1				0.02	0.044
350	35999-16260	ASSY FILTER	1				0.004	0.0088
360	35999-22330	BOLT	2				0.03	0.066
370	35999-22320	O RING	4				0.001	0.0022
380	35999-16270	KIT SEAL	1				0.003	0.0066



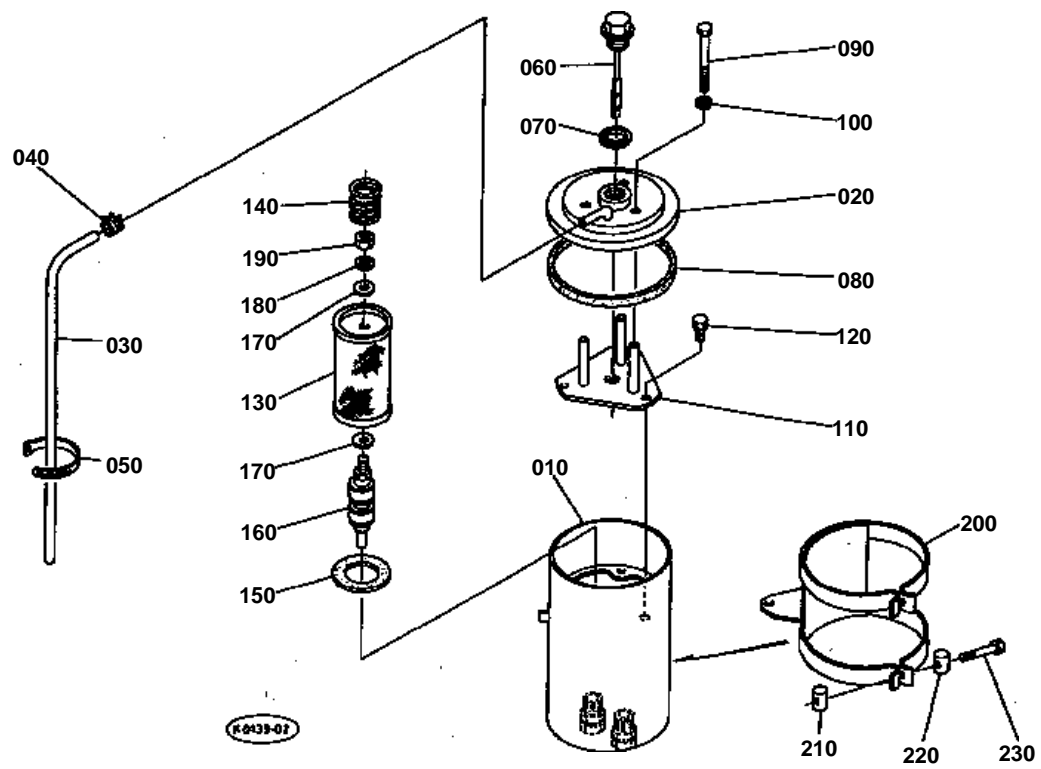




**POWER STEERING OIL PUMP [COMPONENT PARTS]**

↔ Interchangeable; ≠ not interchangeable; ← new for old; → old for new

REF.No	Part No.	Description	Q'ty	S.No.	I/C	REMARKS	Weight (kgf)	Weight (lb)
010	33740-63100	PUMP HYDRAULIC	1				0	0
020	36330-12860	FLANGE	1				0.4	0.88
030	36330-82320	SEAL OIL	1				0.01	0.022
040	68051-91850	RING SNAP	1				0.001	0.0022
050	36330-82480	SET SEAL	1				0.005	0.011
060	35430-12870	ELEMENT SEAL	2				0.003	0.0066
070	68051-91880	ELEMENT BACK UP	2				0.001	0.0022
080	68051-91910	O RING	2				0.001	0.0022
090	69351-61170	COVER	1				0.26	0.572
100	68051-91890	KEY	2				0.001	0.0022
110	36330-12940	BOLT	6				0.03	0.066
120	68271-91240	PIN	2				0.004	0.0088



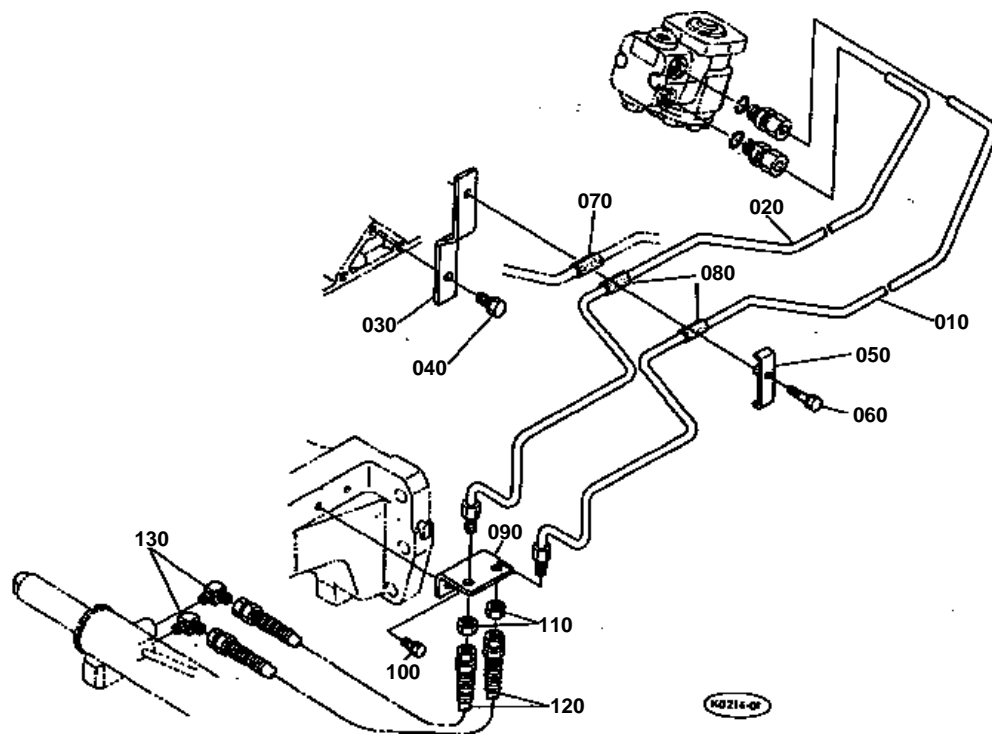




## POWER STEERING OIL TANK

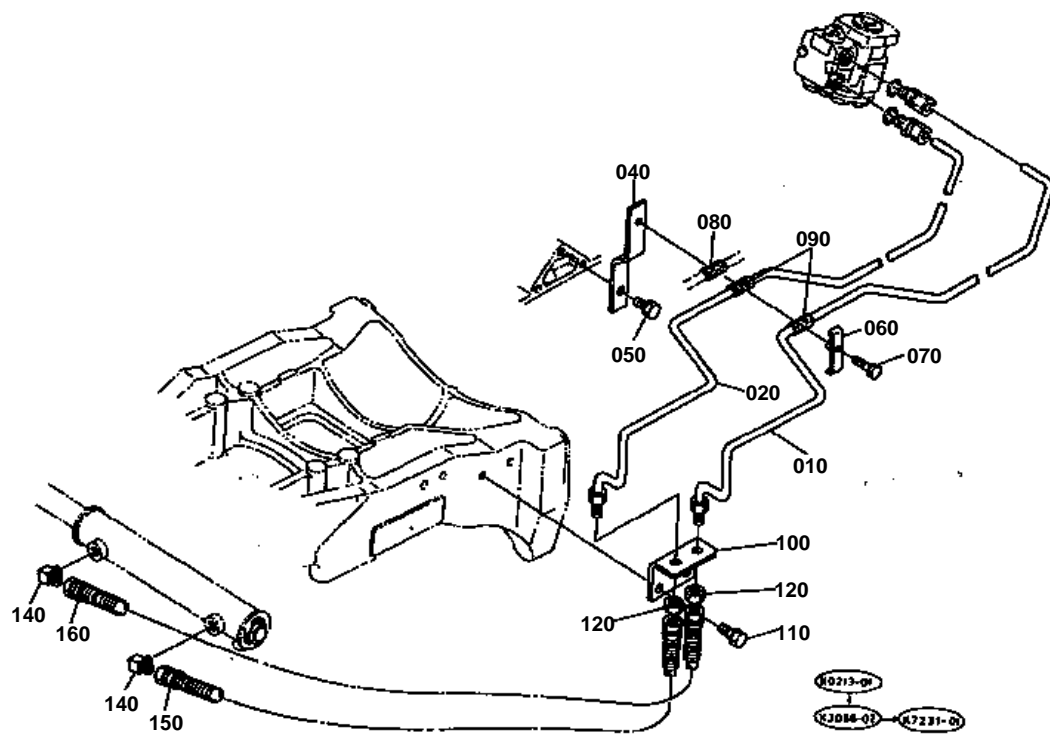
↔ Interchangeable; ≠ not interchangeable; ← new for old; → old for new

REF.No	Part No.	Description	Q'ty	S.No.	I/C	REMARKS	Weight (kgf)	Weight (lb)
010	35593-63410	TANK OIL	1				1.25	2.75
020	35533-63444	CAP OIL TANK	1				0.349	0.7678
030	36300-04430	PIPE FUEL	1				0.1	0.22
040	14301-42750	CLIP PIPE	1	≤60107			0.005	0.011
040	14911-42750	CLIP PIPE	1	≥60108	↔		0.002	0.0044
050	53581-64150	BAND CORD	1				0.002	0.0044
060	35533-63470	GAUGE OIL	1				0.07	0.154
070	04717-02150	WASHER WITH RUBBER	1				0.004	0.0088
080	35533-63450	GASKET	1				0.02	0.044
090	01053-50675	BOLT	3				0.015	0.033
100	04717-00600	WASHER WITH RUBBER	3				0.001	0.0022
110	35533-63480	PLATE	1				0.25	0.55
120	01023-50614	BOLT	3				0.005	0.011
130	36330-63460	FILTER OIL	1				0.22	0.484
140	36830-63480	SPRING	1				0.06	0.132
150	35533-63500	GASKET FILTER	1				0.01	0.022
160	36330-63490	MAGNET	1				0.09	0.198
170	04013-50060	WASHER PLAIN	2				0	0
180	04512-50060	WASHER SPRING	1				0	0
190	02014-50060	NUT	1				0.002	0.0044
200	35593-63430	BAND TANK	1				0.6	1.32
210	33400-63440	CLAMP BAND	2				0.015	0.033
220	33400-63450	CLAMP BAND	2				0.015	0.033
230	01053-50645	BOLT	2				0.012	0.0264



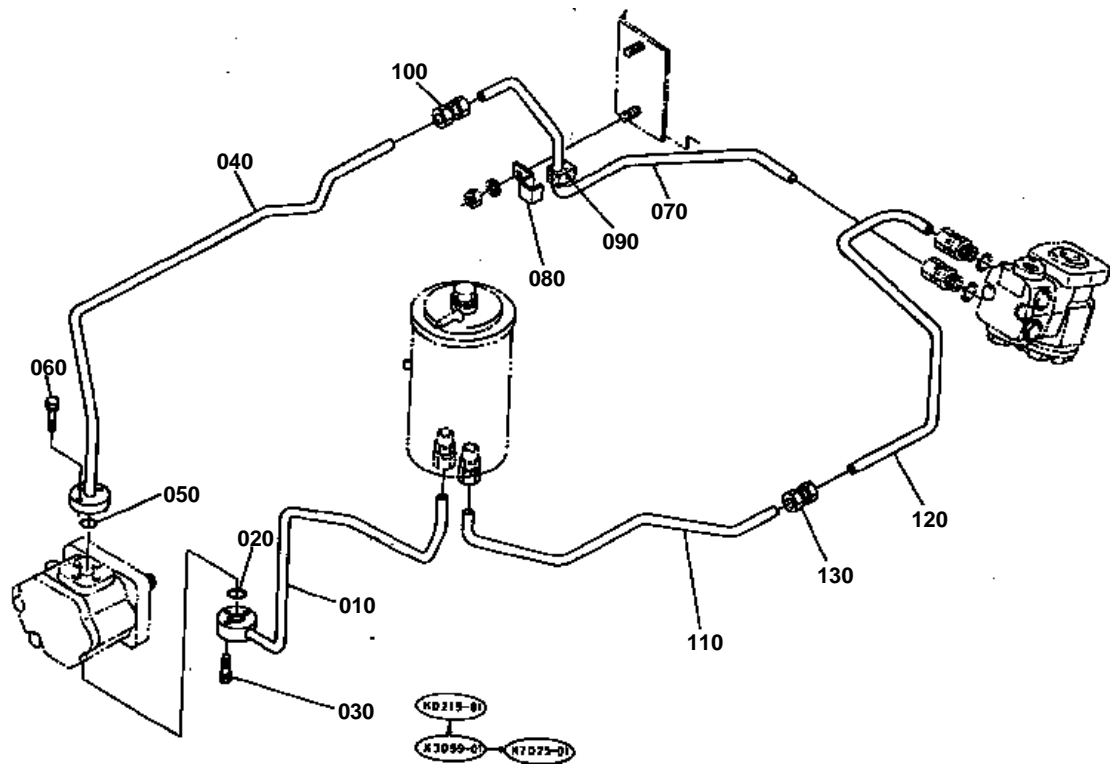


REF.No	Part No.	Description	Q'ty	S.No.	I/C	REMARKS	Weight (kgf)	Weight (lb)
010	35574-63270	PIPE DERIVERY	1				0.5	1.1
020	35574-63280	PIPE DERIVERY	1				0.51	1.122
030	35593-63590	STAY	1				0.2	0.44
040	01133-51022	BOLT	1				0.025	0.055
050	35593-63650	CLAMP	1				0.05	0.11
060	01123-50835	BOLT	1				0.02	0.044
070	36830-63330	RUBBER PROTECTOR	1				0.01	0.022
080	36330-63330	RUBBER PROTECTOR	2				0.01	0.022
090	35593-63320	STAY PIPE	1				0.2	0.44
100	01123-50816	BOLT	2				0	0
110	36830-63290	NUT	2				0.01	0.022
120	36830-63360	HOSE DELIVERY	2				0.284	0.6248
130	35533-63380	ELBOW	2				0	0





REF.No	Part No.	Description	Q'ty	S.No.	I/C	REMARKS	Weight (kgf)	Weight (lb)
010	35572-63270	PIPE DELIVERY	1				0.5	1.1
020	35572-63280	PIPE DELIVERY	1				0.5	1.1
030	99999-99999	BLANK	0				0	0
040	35593-63590	STAY	1				0.2	0.44
050	01133-51022	BOLT	1				0.025	0.055
060	35593-63650	CLAMP	1				0.05	0.11
070	01123-50835	BOLT	1				0.02	0.044
080	36830-63330	RUBBER PROTECTOR	1				0.01	0.022
090	36330-63330	RUBBER PROTECTOR	2				0.01	0.022
100	35592-63320	STAY PIPE	1				0.1	0.22
110	01123-50816	BOLT	2				0	0
120	36830-63290	NUT	2				0.01	0.022
130	99999-99999	BLANK	0				0	0
140	35533-63380	ELBOW	2				0	0
150	33670-63350	HOSE DELIVERY	1				0.3	0.66
160	33670-63360	HOSE DELIVERY	1				0.32	0.704

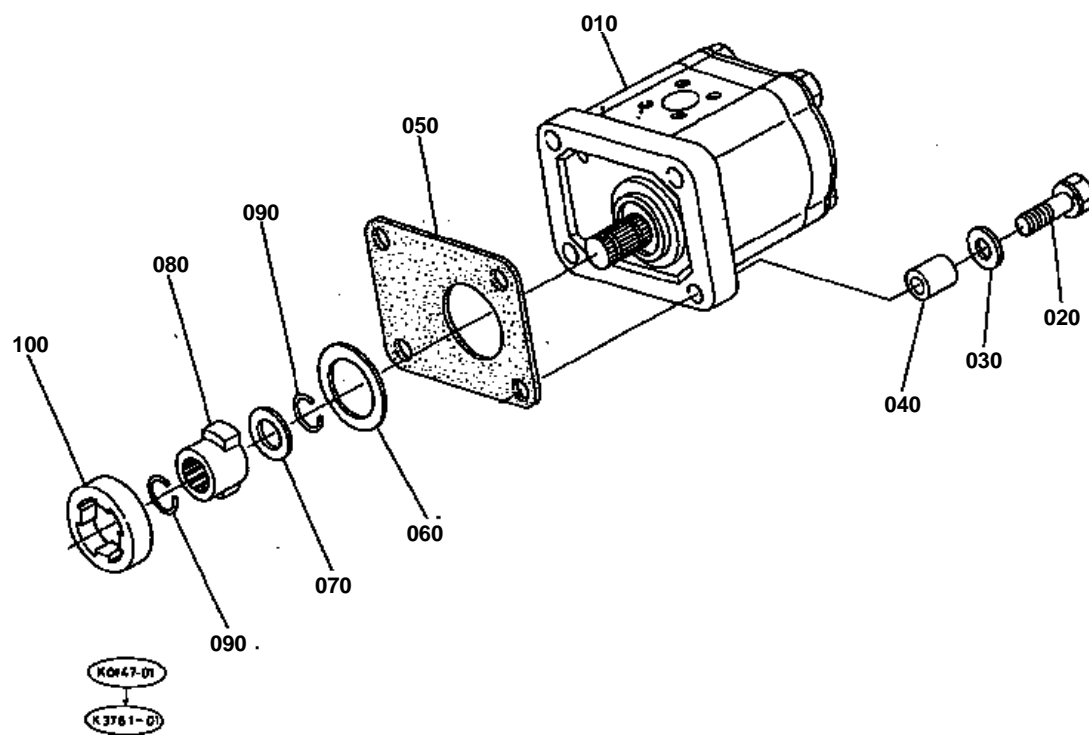




## POWER STEERING OIL PIPE 2

↔ Interchangeable; ≠ not interchangeable; ← new for old; → old for new

REF.No	Part No.	Description	Q'ty	S.No.	I/C	REMARKS	Weight (kgf)	Weight (lb)
010	35593-63540	COMP.PIPE SUCTION	1				0	0
020	35880-63650	O RING	1				0.001	0.0022
030	01023-50625	BOLT	3				0.007	0.0154
040	35574-63240	PIPE DELIVERY	1				0	0
050	35880-63650	O RING	1				0.001	0.0022
060	01023-50635	BOLT	3				0.01	0.022
070	35593-63250	PIPE DELIVERY	1				0.2	0.44
080	35593-63310	CLAMP PIPE	1				0.01	0.022
090	35593-63330	CUSHION	1				0.005	0.011
100	35533-63430	JOINT	1				0.1	0.22
110	35593-63370	PIPE RETURN	1				0.15	0.33
120	35574-63390	PIPE RETURN	1				0.21	0.462
130	35533-63430	JOINT	1				0.1	0.22



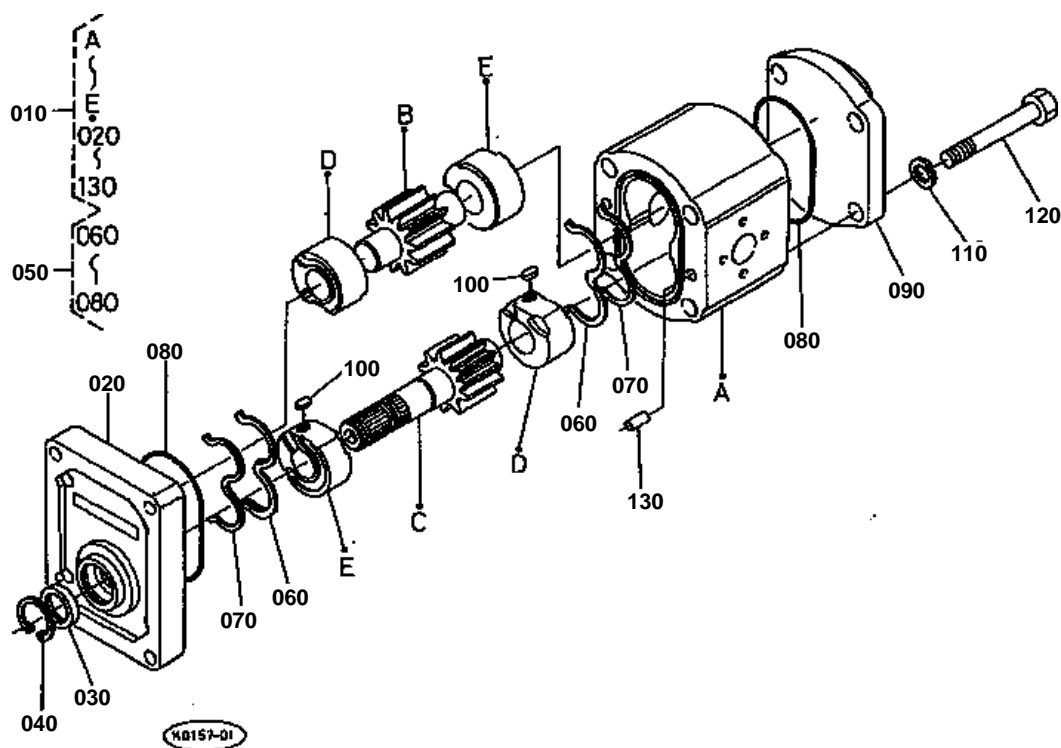




## HYDRAULIC PUMP

↔ Interchangeable; ≠ not interchangeable; ← new for old; → old for new

REF.No	Part No.	Description	Q'ty	S.No.	I/C	REMARKS	Weight (kgf)	Weight (lb)
010	36850-82200	PUMP HYDRAULIC	1				0	0
020	01023-50632	BOLT	4				0.01	0.022
030	04013-50060	WASHER PLAIN	4				0	0
040	36500-82220	COLLAR	1				0.003	0.0066
050	36500-63220	GASKET	1				0	0
060	36330-82230	RING	1				0.03	0.066
070	36330-82210	WASHER THRUST	1				0.002	0.0044
080	36330-82180	HUB	1				0.06	0.132
090	04612-00170	CIR CLIP EXTERNAL	2				0.001	0.0022
100	33251-82170	RING	1				0.11	0.242



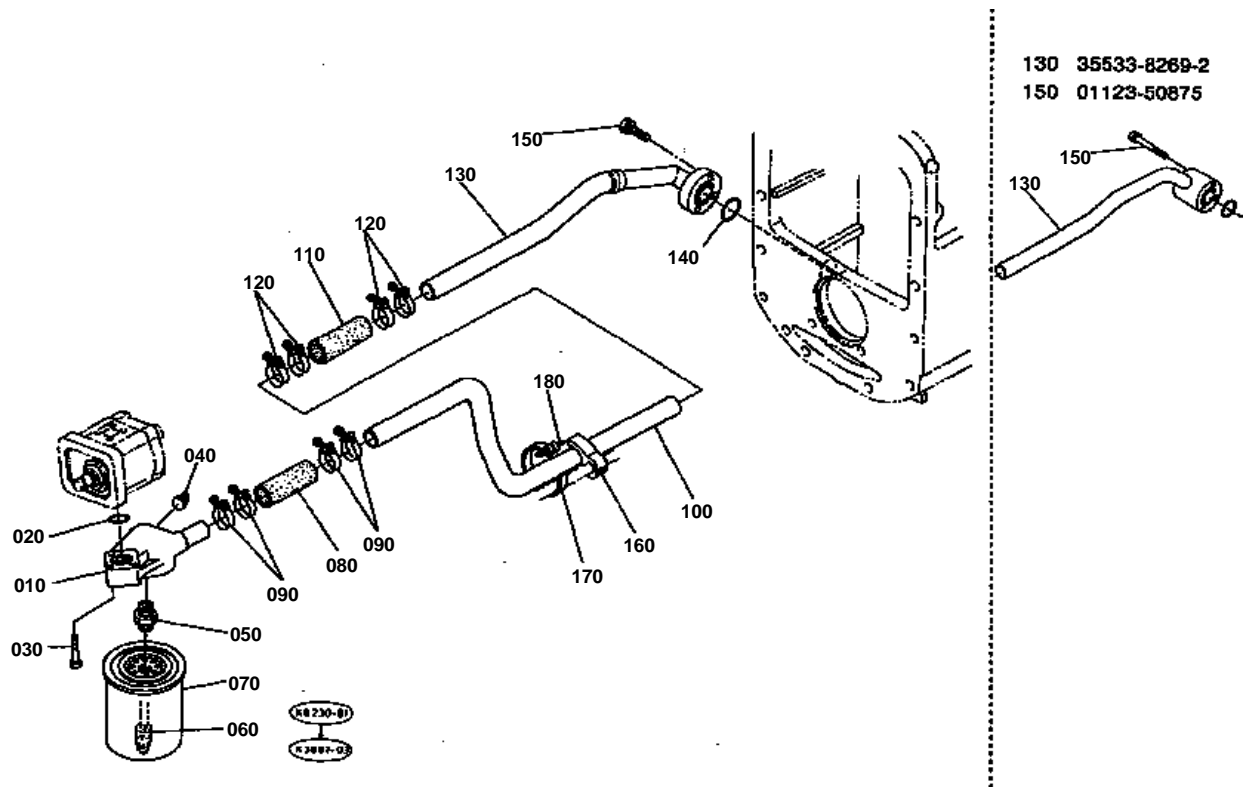


## HYDRAULIC PUMP [COMPONENT PARTS]

↔ Interchangeable; ≠ not interchangeable; ← new for old; → old for new

REF.No	Part No.	Description	Q'ty	S.No.	I/C	REMARKS	Weight (kgf)	Weight (lb)
010	36850-82200	PUMP HYDRAULIC	1				0	0
020	35580-06530	FLANGE	1				1.1	2.42
030	36330-82320	SEAL OIL	1				0.01	0.022
040	68051-91850	RING SNAP	1				0.001	0.0022
050	36330-82480	SET SEAL	1				0.005	0.011
060	35430-12870	ELEMENT SEAL	2				0.003	0.0066
070	68051-91880	ELEMENT BACK UP	2				0.001	0.0022
080	68051-91910	O RING	2				0.001	0.0022
090	68271-91180	COVER	1				0.8	1.76
100	68051-91890	KEY	2				0.001	0.0022
110	35500-06550	WASHER SPRING	4				0.003	0.0066
120	36850-12940	BOLT	4				0.06	0.132
130	68271-91240	PIN	2				0.004	0.0088

## HYDRAULIC SUCTION PIPE

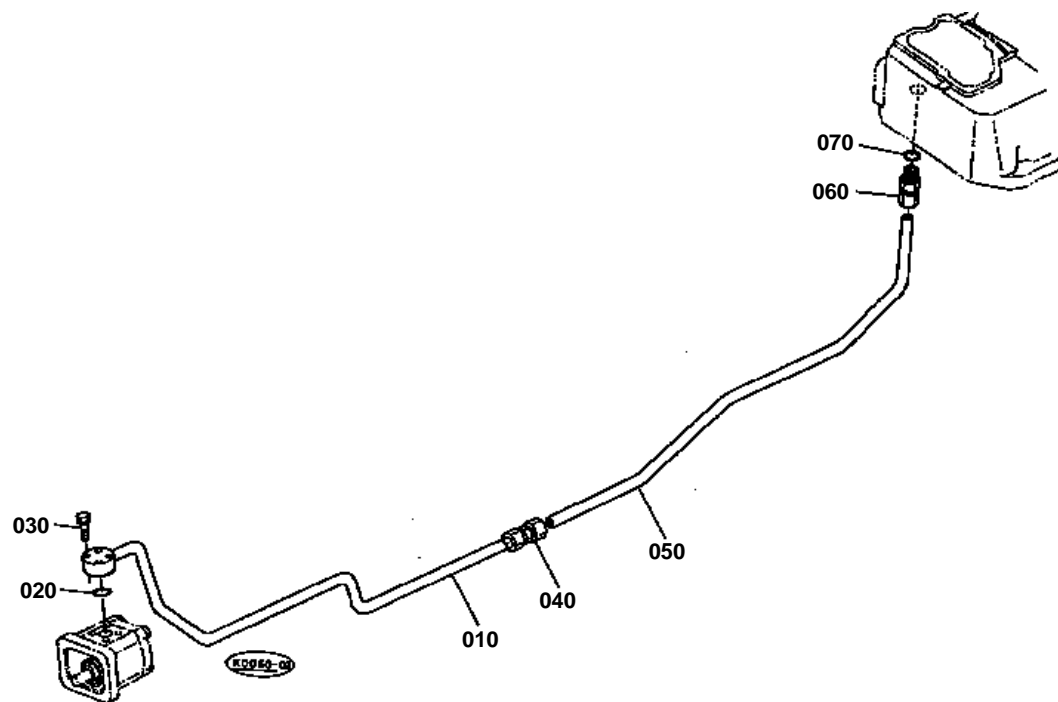




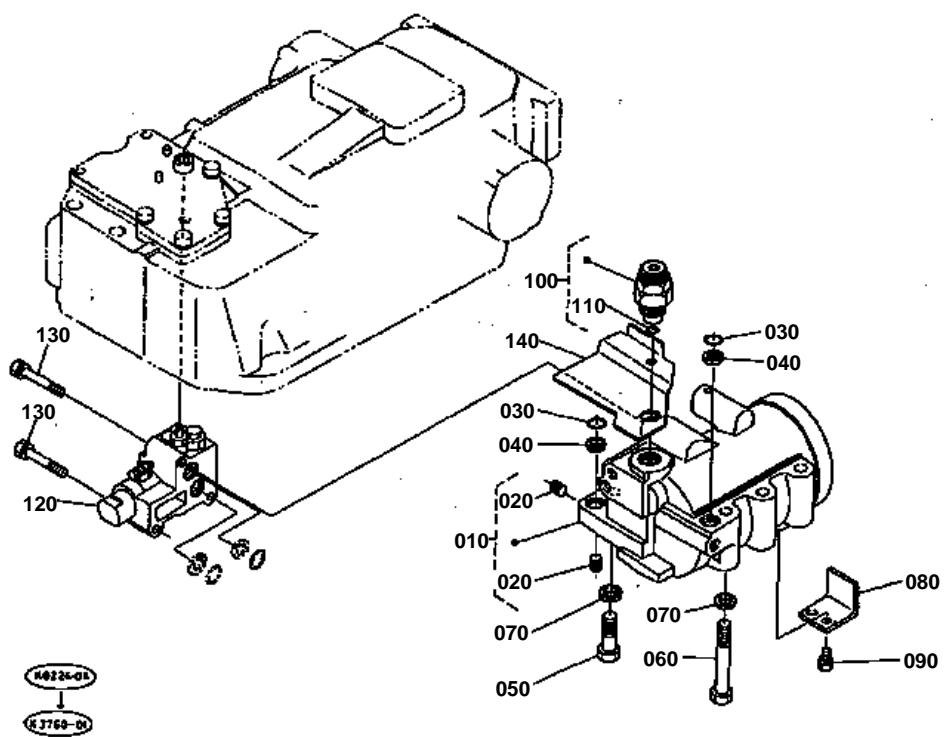
## HYDRAULIC SUCTION PIPE

↔ Interchangeable; ≠ not interchangeable; ← new for old; → old for new

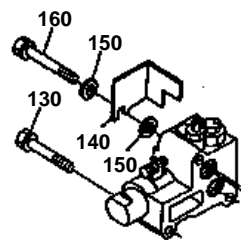
REF.No	Part No.	Description	Q'ty	S.No.	I/C	REMARKS	Weight (kgf)	Weight (lb)
010	35708-82650	BRACKET FILTER	1				0.48	1.056
020	35880-94870	O RING	1				0.001	0.0022
030	01053-50650	BOLT	3				0.011	0.0242
040	36230-82660	PLUG	1				0.035	0.077
050	35861-82670	JOINT	1				0.03	0.066
060	35880-82640	FILTER MAGNET	1				0.11	0.242
070	35861-82630	COMP.FILTER HYD.	1				0.66	1.452
080	36330-82730	PIPE RUBBER	1				0.08	0.176
090	36200-82720	CLAMP	4				0.025	0.055
100	35574-82680	PIPE SUCTION	1				0.72	1.584
110	36330-82730	PIPE RUBBER	1				0.08	0.176
120	36200-82720	CLAMP	4				0.025	0.055
130	35533-82692	PIPE SUCTION	1	≤60112			1.7	3.74
130	35533-82693	PIPE SUCTION	1	≥60113	≠		0.8	1.76
140	04811-00280	O RING	1				0	0
150	01123-50875	BOLT	3	≤60112			0.04	0.088
150	01123-50825	BOLT	3	≥60113	≠		0.013	0.0286
160	35533-82720	CUSHION	2				0.03	0.066
170	33251-82760	BAND PIPE	1				0.016	0.0352
180	33430-82760	PIN BAND	1				0.004	0.0088







130 01123-50855  
140 35593-2164-0  
150 04012-50080  
160 01123-50860



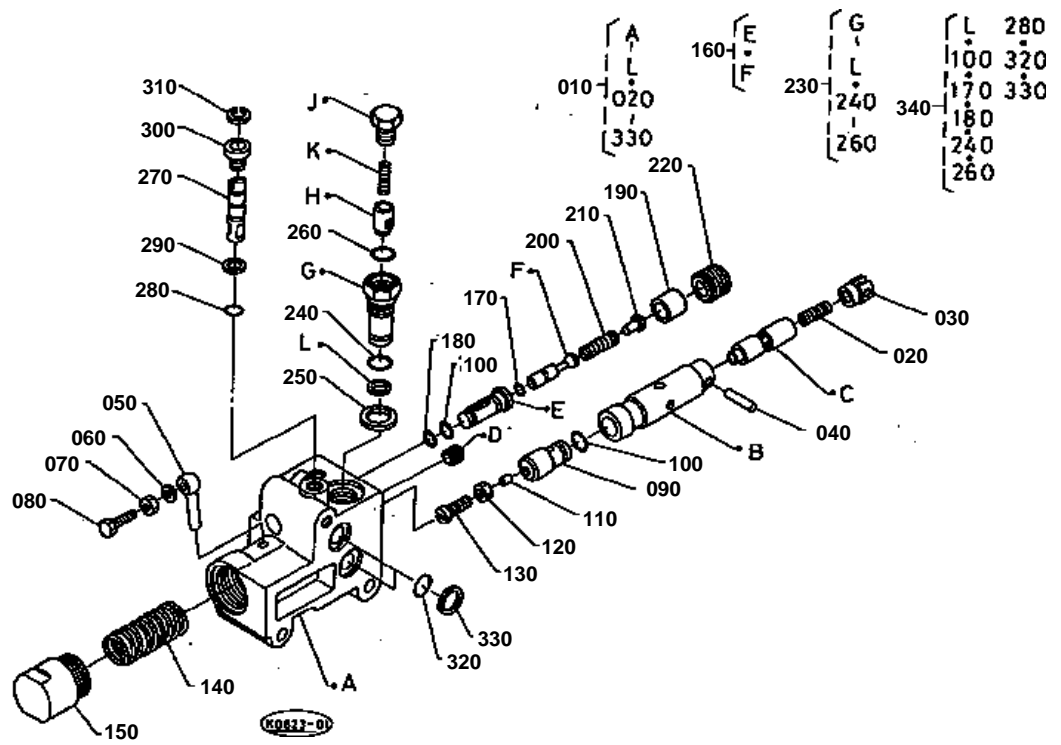




## HYD.CYLINDER LINER

↔ Interchangeable; ≠ not interchangeable; ← new for old; → old for new

REF.No	Part No.	Description	Q'ty	S.No.	I/C	REMARKS	Weight (kgf)	Weight (lb)
010	36910-82500	ASSY LINER HYD.CYL.	1				12	26.4
020	36741-94022	PLUG TAPER	6				0.01	0.022
030	04811-00140	O RING	2				0	0
040	36200-82330	RING BACK UP	2				0.001	0.0022
050	36330-82290	BOLT	3				0.06	0.132
060	36330-82340	BOLT	3				0	0
070	04512-50140	WASHER SPRING	6				0	0
080	36910-82530	SUPPORT ROD	1				0.08	0.176
090	01123-50816	BOLT	2				0	0
100	36330-82402	ASSY VALVE SAFETY	1				0.25	0.55
110	04810-00110	O RING	1				0	0
120	35861-82300	ASSY VALVE CONTROL	1				2.1	4.62
130	01123-50855	BOLT	2	≤50077			0.02	0.044
130	01123-50855	BOLT	3	≥50078			0.02	0.044
140	35593-21640	COVER BREATHER	1	≤50077			0	0
140	35593-21642	COVER BREATHER	1	≥50078	←		0.1	0.22
150	04012-50080	WASHER PLAIN	2	≤50077			0.001	0.0022
160	01123-50860	BOLT	1	≤50077			0.002	0.0044

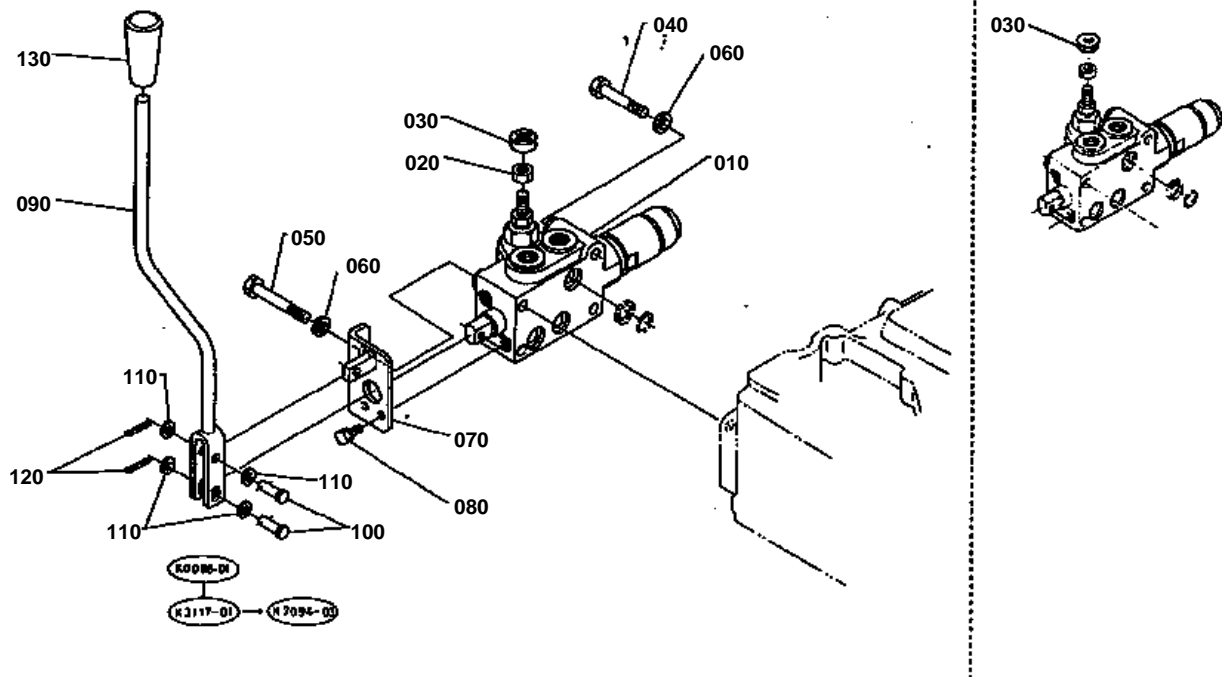




# CONTROL VALVE [COMPONENT PARTS]

↔ Interchangeable; ≠ not interchangeable; ← new for old; → old for new

REF.No	Part No.	Description	Q'ty	S.No.	I/C	REMARKS	Weight (kgf)	Weight (lb)
010	35861-82300	ASSY VALVE CONTROL	1				2.1	4.62
020	35410-07110	SPRING	1				0.002	0.0044
030	35410-07120	SEAT SPRING	1				0.003	0.0066
040	35410-07130	PIN	1				0.003	0.0066
050	35410-07140	PIN	1				0.013	0.0286
060	04512-50050	WASHER SPRING	1				0	0
070	02052-50050	NUT	1				0.001	0.0022
080	35410-07170	BOLT	1				0.004	0.0088
090	35410-07180	PLUG	1				0.04	0.088
100	35410-07190	O RING	2				0.002	0.0044
110	35410-07200	PLUG	1				0.002	0.0044
120	35410-07210	NUT	1				0.004	0.0088
130	35410-07220	SCREW	1				0.01	0.022
140	35410-07230	SPRING	1				0.03	0.066
150	35410-07240	CAP	1				0.1	0.22
160	35410-07250	ASSY VALVE	1				0.03	0.066
170	35410-07260	O RING	1				0.001	0.0022
180	35410-07270	O RING	1				0.003	0.0066
190	35410-07280	COLLAR	1				0.01	0.022
200	35410-07290	SPRING	1				0.003	0.0066
210	35410-07300	SEAT SPRING	1				0.005	0.011
220	35410-07310	PLUG	1				0.024	0.0528
230	35861-82310	ASSY VALVE CHECK	1				0.08	0.176
240	35410-07190	O RING	1				0.002	0.0044
250	35700-82480	GASKET	1				0.002	0.0044
260	04811-00110	O RING	1				0	0
270	35410-07380	VALVE THROTTLE	1				0.015	0.033
280	35410-07390	O RING	1				0.001	0.0022
290	35410-07400	RING SNAP	1				0.001	0.0022
300	35410-07410	BUSH	1				0.007	0.0154
310	04613-00060	RING SNAP	1				0	0
320	04811-00140	O RING	2				0	0
330	36200-82330	RING BACK UP	2				0.001	0.0022
340	35861-82320	KIT SEAL	1				0.005	0.011

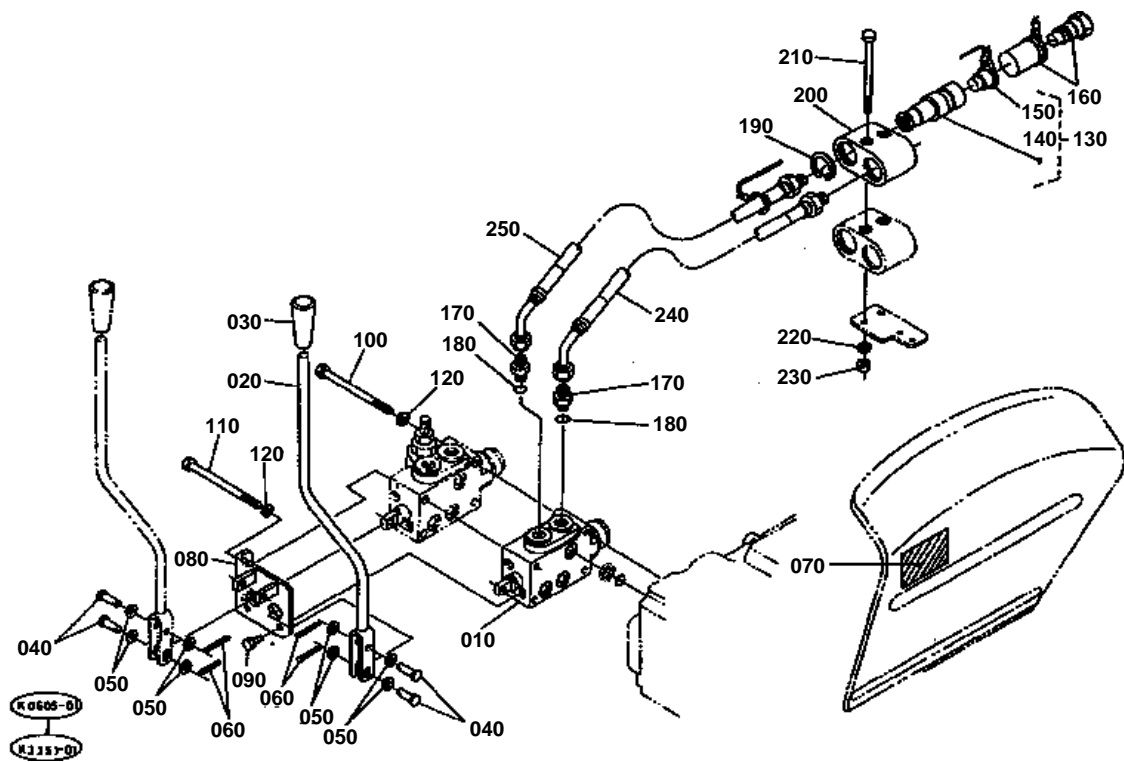




**AUX.CONTROL VALVE 1**  
**SELF CANCELLING WITH DETENTS**

↔ Interchangeable; ≠ not interchangeable; ← new for old; → old for new

REF.No	Part No.	Description	Q'ty	S.No.	I/C	REMARKS	Weight (kgf)	Weight (lb)
010	35820-82350	ASSY VALVE AUX.CON.	1				0	0
020	02112-50080	NUT	1				0.003	0.0066
030	99883-93130	KNOB	1	≤60107			0	0
030	36730-82010	KNOB	1	≥60108	↔		0.021	0.0462
040	01153-50865	BOLT	2				0.025	0.055
050	01153-50870	BOLT	2				0.026	0.0572
060	04512-50080	WASHER SPRING	4				0	0
070	35533-82410	SUPPORT CON.LEVER	1				0.226	0.4972
080	01023-50614	BOLT	2				0.005	0.011
090	35533-82530	LEVER AUX.CON.VALVE	1				0.414	0.9108
100	05122-50625	PIN JOINT	2				0.006	0.0132
110	04012-50060	WASHER PLAIN	4				0.001	0.0022
120	05511-51612	PIN SPLIT	2				0.001	0.0022
130	36330-82450	GRIP	1				0.025	0.055

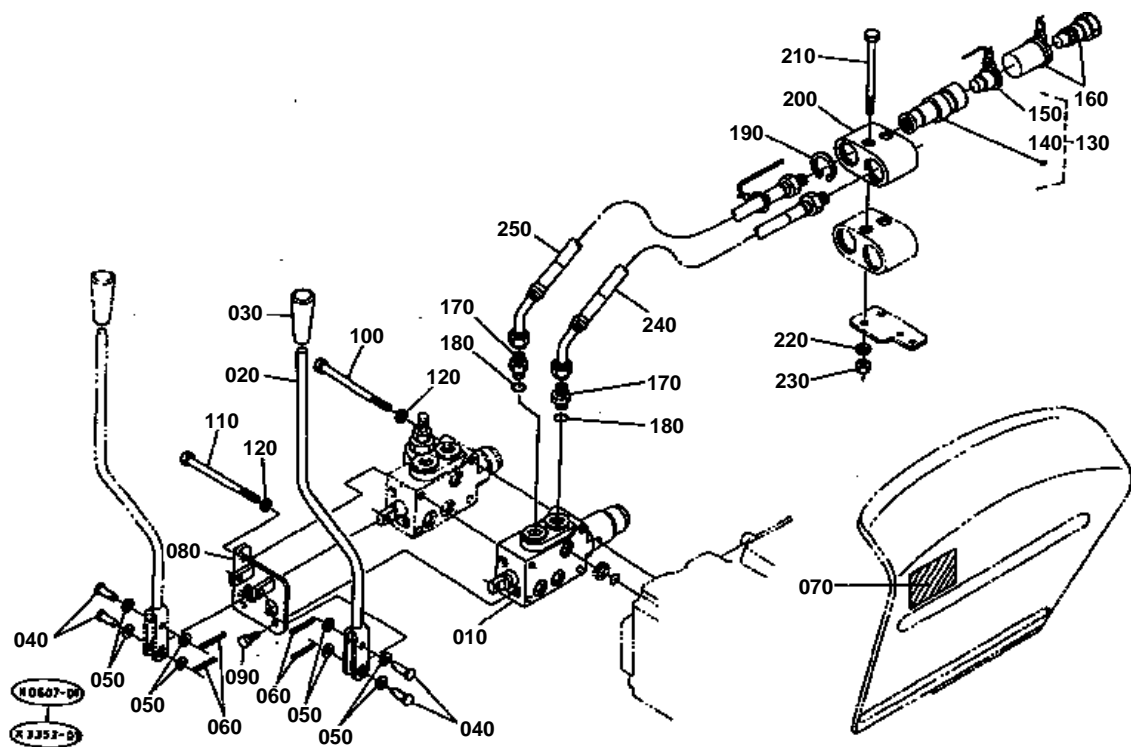




**AUX.CONTROL VALVE 2 [OPTION]**  
NO DETENTS OR SELF CANCELLING

↔ Interchangeable; ≠ not interchangeable; ← new for old; → old for new

REF.No	Part No.	Description	Q'ty	S.No.	I/C	REMARKS	Weight (kgf)	Weight (lb)
010	99883-93110	ASSY VALVE AUX.CON.	1				2	4.4
020	35533-82460	LEVER AUX.CON.VALVE	1				0.45	0.99
030	36330-82450	GRIP	1				0.025	0.055
040	05122-50625	PIN JOINT	4				0.006	0.0132
050	04012-50060	WASHER PLAIN	8				0.001	0.0022
060	05511-51612	PIN SPLIT	4				0.001	0.0022
070	35533-98392	LABEL AUX.CON.VALVE	1				0.006	0.0132
080	35533-82480	SUPPORT CON.LEVER	1				0.38	0.836
090	01023-50614	BOLT	2				0.005	0.011
100	01153-50801	BOLT	2				0.047	0.1034
110	01153-50802	BOLT	2				0.04	0.088
120	04512-50080	WASHER SPRING	4				0	0
130	35861-82032	ASSY COUPLER FEMALE	2				0.32	0.704
140	35861-94510	O RING	2			NOT SHOWN IN FIG.	0.002	0.0044
150	35861-94520	PLUG COUPLER	2				0.005	0.011
160	35861-82190	ASSY COUPLER MALE	2				0.086	0.1892
170	35861-82370	NIPPLE	2				0.05	0.11
180	04811-00140	O RING	2				0	0
190	04611-00380	CIR CLIP INTERNAL	2				0.004	0.0088
200	35861-82610	SUPPORT COUPLER	1				0.75	1.65
210	01153-50802	BOLT	2				0.04	0.088
220	04512-50080	WASHER SPRING	2				0	0
230	02114-50080	NUT	2				0.005	0.011
240	35861-82380	HOSE	1				0.3	0.66
250	35533-82380	HOSE	1				0.3	0.66



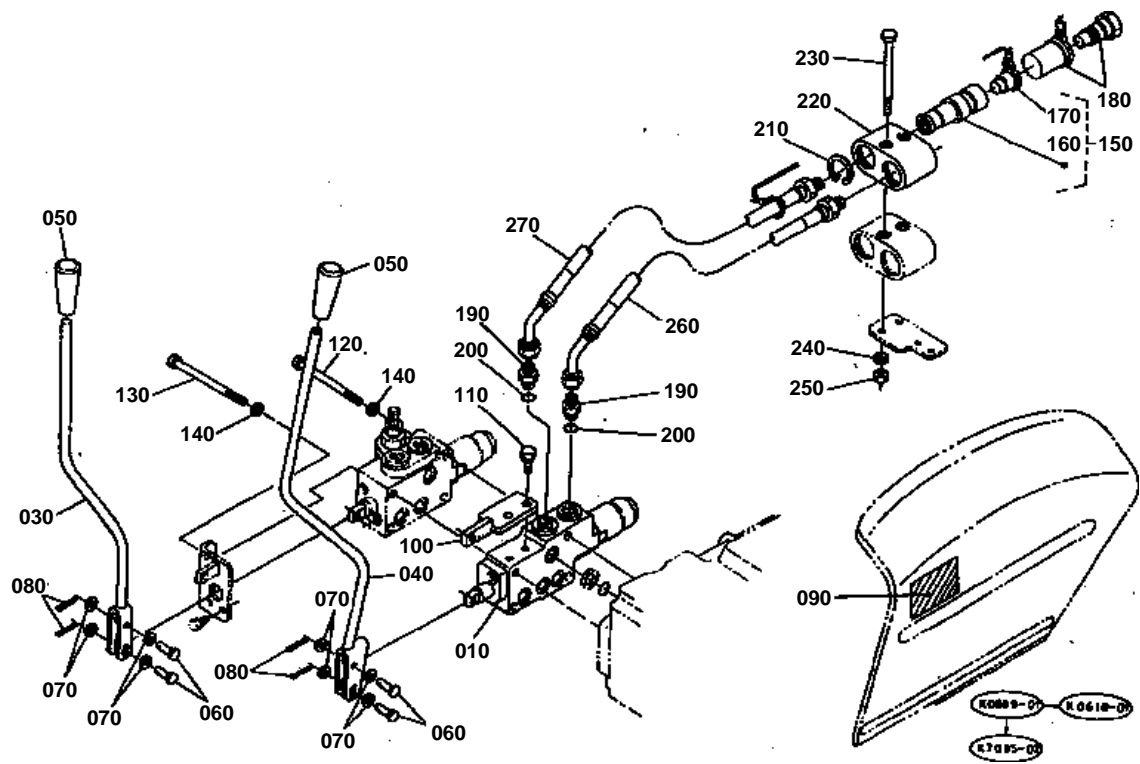




**AUX.CONTROL VALVE 3 [OPTION]**  
SELF CANCELLING WITH DETENTS

↔ Interchangeable; ≠ not interchangeable; ← new for old; → old for new

REF.No	Part No.	Description	Q'ty	S.No.	I/C	REMARKS	Weight (kgf)	Weight (lb)
010	35820-82540	ASSY VALVE AUX.CON.	1				2.85	6.27
020	35533-82460	LEVER AUX.CON.VALVE	1				0.45	0.99
030	36330-82450	GRIP	1				0.025	0.055
040	05122-50625	PIN JOINT	4				0.006	0.0132
050	04012-50060	WASHER PLAIN	8				0.001	0.0022
060	05511-51612	PIN SPLIT	4				0.001	0.0022
070	35533-98392	LABEL AUX.CON.VALVE	1				0.006	0.0132
080	35533-82480	SUPPORT CON.LEVER	1				0.38	0.836
090	01023-50614	BOLT	2				0.005	0.011
100	01153-50801	BOLT	2				0.047	0.1034
110	01153-50802	BOLT	2				0.04	0.088
120	04512-50080	WASHER SPRING	4				0	0
130	35861-82032	ASSY COUPLER FEMALE	2				0.32	0.704
140	35861-94510	O RING	2			NOT SHOWN IN FIG.	0.002	0.0044
150	35861-94520	PLUG COUPLER	2				0.005	0.011
160	35861-82190	ASSY COUPLER MALE	2				0.086	0.1892
170	35861-82370	NIPPLE	2				0.05	0.11
180	04811-00140	O RING	2				0	0
190	04611-00380	CIR CLIP INTERNAL	2				0.004	0.0088
200	35861-82610	SUPPORT COUPLER	1				0.75	1.65
210	01153-50802	BOLT	2				0.04	0.088
220	04512-50080	WASHER SPRING	2				0	0
230	02114-50080	NUT	2				0.005	0.011
240	35861-82380	HOSE	1				0.3	0.66
250	35533-82380	HOSE	1				0.3	0.66

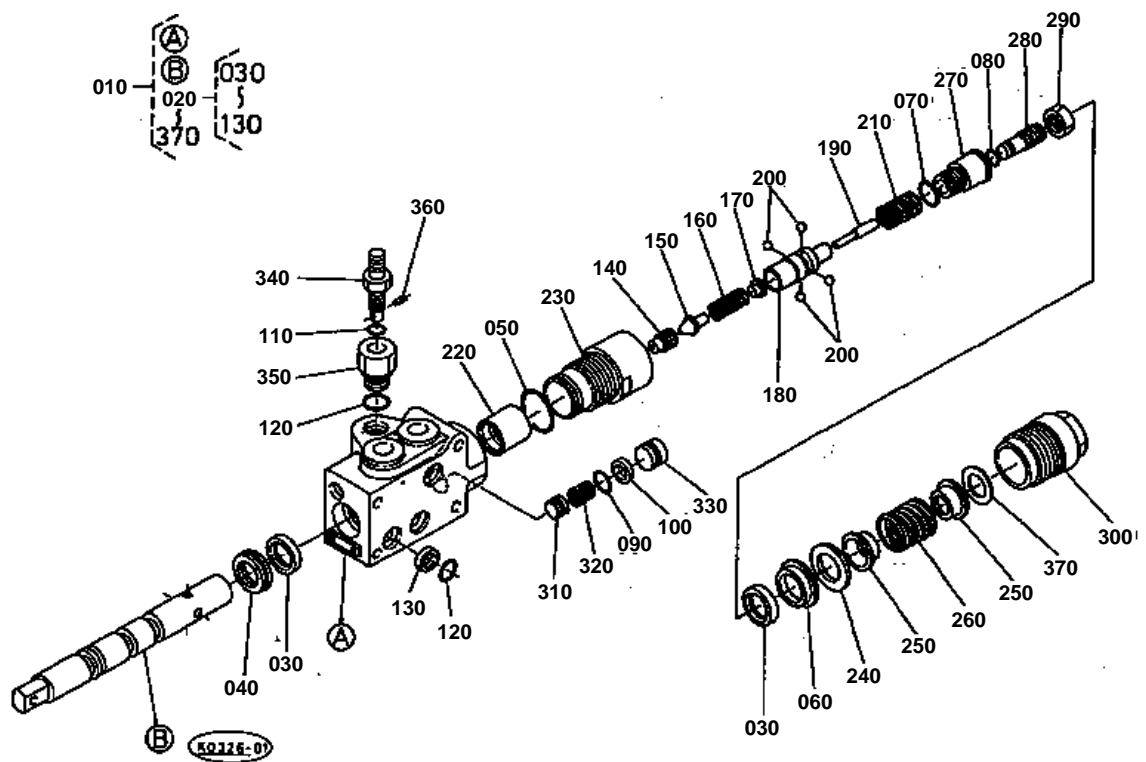




**AUX.CONTROL VALVE 4 [OPTION]**  
DETENTED FLOAT POSITION

↔ Interchangeable; ≠ not interchangeable; ← new for old; → old for new

REF.No	Part No.	Description	Q'ty	S.No.	I/C	REMARKS	Weight (kgf)	Weight (lb)
010	35860-82802	ASSY VALVE FLOATING	1				3.32	7.304
020	99999-99999	BLANK	0				0	0
030	35533-82460	LEVER AUX.CON.VALVE	1				0.45	0.99
040	35533-82470	LEVER AUX.CON.VALVE	1	≤60022			0	0
040	35533-82472	LEVER AUX.CON.VALVE	1	≥60023	←		0.42	0.924
050	36330-82450	GRIP	2				0.025	0.055
060	05122-50625	PIN JOINT	4				0.006	0.0132
070	04012-50060	WASHER PLAIN	8				0.001	0.0022
080	05511-51612	PIN SPLIT	4				0.001	0.0022
090	35533-98392	LABEL AUX.CON.VALVE	1				0.006	0.0132
100	35533-82420	SUPPORT CON.LEVER	1	≤60022			0	0
100	35533-82422	SUPPORT CON.LEVER	1	≥60023	←		0.2	0.44
110	01123-50820	BOLT	2				0.011	0.0242
120	01153-50801	BOLT	2				0.047	0.1034
130	01153-50802	BOLT	2				0.04	0.088
140	04512-50080	WASHER SPRING	4				0	0
150	35861-82032	ASSY COUPLER FEMALE	2				0.32	0.704
160	35861-94510	O RING	2			NOT SHOWN IN FIG.	0.002	0.0044
170	35861-94520	PLUG COUPLER	2				0.005	0.011
180	35861-82190	ASSY COUPLER MALE	2				0.086	0.1892
190	35861-82370	NIPPLE	2				0.05	0.11
200	04811-00140	O RING	2				0	0
210	04611-00380	CIR CLIP INTERNAL	2				0.004	0.0088
220	35861-82610	SUPPORT COUPLER	1				0.75	1.65
230	01153-50802	BOLT	2				0.04	0.088
240	04512-50080	WASHER SPRING	2				0	0
250	02114-50080	NUT	2				0.005	0.011
260	35861-82380	HOSE	1				0.3	0.66
270	35533-82370	HOSE	1				0.28	0.616

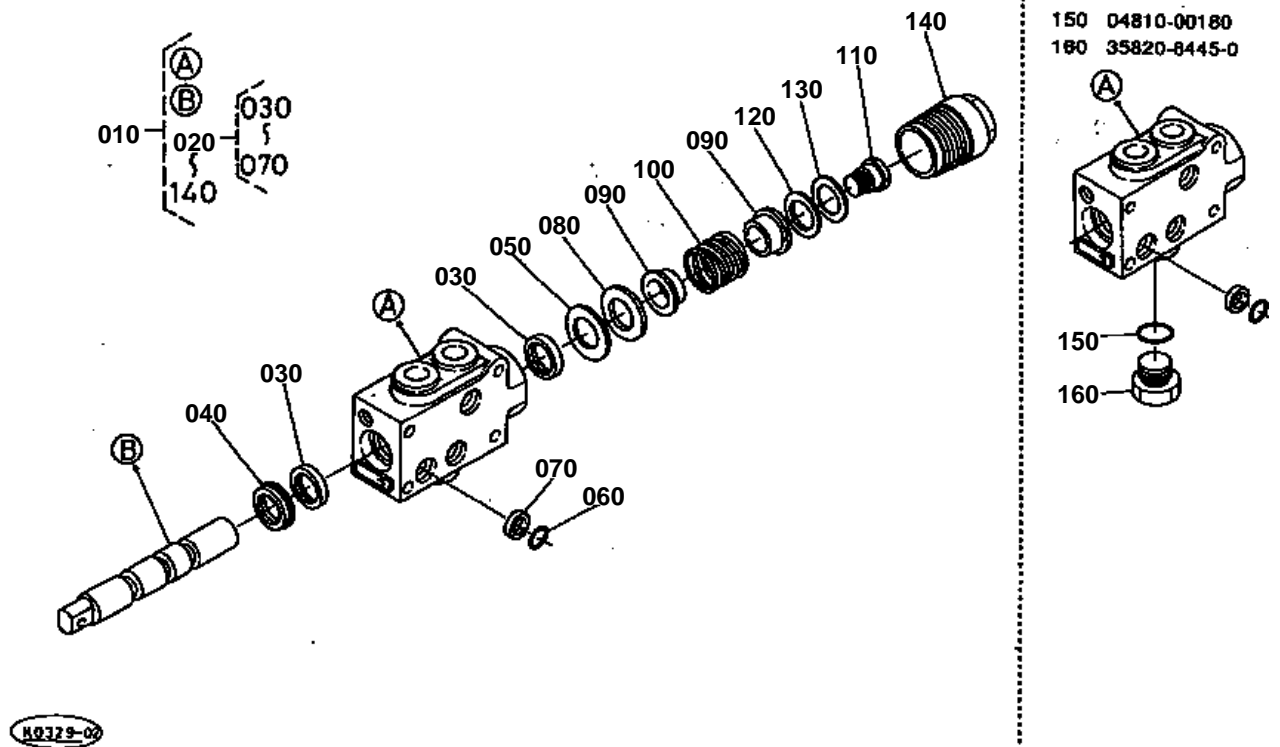




**AUX.CONTROL VALVE 1 [COMPONENT PARTS]**  
**SELF CANCELLING WITH DETENTS**

↔ Interchangeable; ≠ not interchangeable; ← new for old; → old for new

REF.No	Part No.	Description	Q'ty	S.No.	I/C	REMARKS	Weight (kgf)	Weight (lb)
010	35820-82350	ASSY VALVE AUX.CON.	1				0	0
020	36998-00110	KIT SEAL	1				0.01	0.022
030	36200-82810	SEAL SPOOL	2				0.001	0.0022
040	36200-82820	SEAL DUST	1				0.002	0.0044
050	04811-05280	O RING	1				0	0
060	36330-84210	RING SUPPORT	1				0.005	0.011
070	04811-05110	O RING	1				0	0
080	04811-00030	O RING	1				0	0
090	04810-00100	O RING	1				0	0
100	36330-84310	RING BACK UP	1				0.005	0.011
110	04810-00080	O RING	1				0	0
120	04810-00140	O RING	4				0	0
130	36200-82330	RING BACK UP	3				0.001	0.0022
140	35820-84300	SEAT	1				0.005	0.011
150	35820-84310	VALVE	1				0.01	0.022
160	35820-84320	SPRING	1				0.01	0.022
170	35820-84330	SEAT SPRING	1				0.005	0.011
180	35820-84340	CONE	1				0.02	0.044
190	35820-84350	ROD	1				0.003	0.0066
200	35820-84360	BALL	4				0.005	0.011
210	35820-84370	SPRING	1				0.01	0.022
220	35820-84380	BUSH	1				0.04	0.088
230	35820-84390	BUSH	1				0.04	0.088
240	36330-84220	WASHER	1				0.007	0.0154
250	35820-84400	SEAT SPRING	2				0.01	0.022
260	35820-84410	SPRING	1				0.016	0.0352
270	35820-84420	SCREW	1				0.02	0.044
280	35820-84430	SCREW	1				0.01	0.022
290	35820-84440	NUT	1				0.005	0.011
300	36330-84280	NUT	1				0.1	0.22
310	36330-84290	VALVE CHECK	1				0.007	0.0154
320	36330-84300	SPRING	1				0.003	0.0066
330	36330-84320	PLUG	1				0.013	0.0286
340	36330-84330	VALVE	1				0.032	0.0704
350	36330-84340	SCREW GUIDE	1				0.047	0.1034
360	36330-84350	PIN SPRING	1				0.001	0.0022
370	36330-84270	SHIM	2				0.001	0.0022

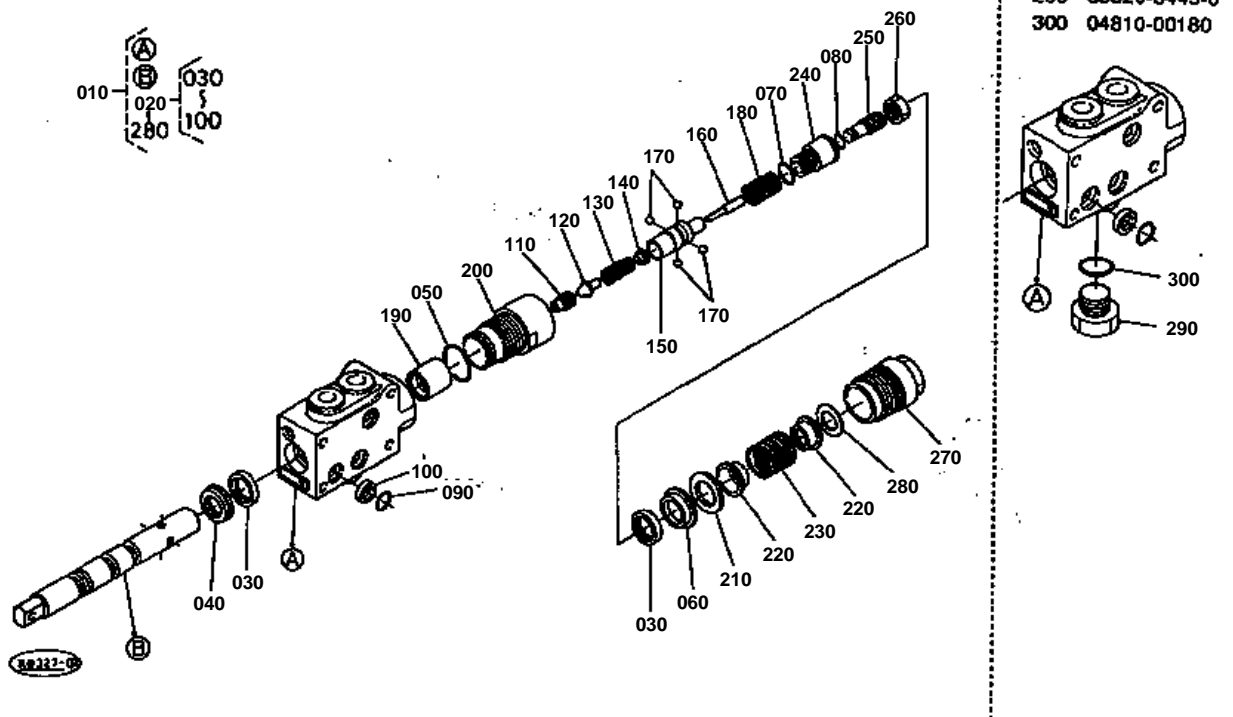




**AUX.CONTROL VALVE 2 [COMPONENT PARTS]**  
NO DETENTS OR SELF CANCELLING

↔ Interchangeable; ≠ not interchangeable; ← new for old; → old for new

REF.No	Part No.	Description	Q'ty	S.No.	I/C	REMARKS	Weight (kgf)	Weight (lb)
010	99883-93110	ASSY VALVE AUX.CON.	1				2	4.4
020	36998-00100	KIT SEAL	1				0.02	0.044
030	36200-82810	SEAL SPOOL	2				0.001	0.0022
040	36200-82820	SEAL DUST	1				0.002	0.0044
050	36330-84210	RING SUPPORT	1				0.005	0.011
060	04810-00140	O RING	3				0	0
070	36200-82330	RING BACK UP	3				0.001	0.0022
080	36330-84220	WASHER	1				0.007	0.0154
090	36330-84230	SEAT SPRING	2				0.01	0.022
100	36330-84360	SPRING	1				0.016	0.0352
110	36330-84250	BOLT	1				0.005	0.011
120	36330-84260	WASHER	1				0.005	0.011
130	36330-84270	SHIM	1				0.001	0.0022
140	36330-84280	NUT	1				0.1	0.22
150	04810-00180	O RING	1	≤60094			0	0
160	35820-84450	PLUG	1	≤60094			0.07	0.154



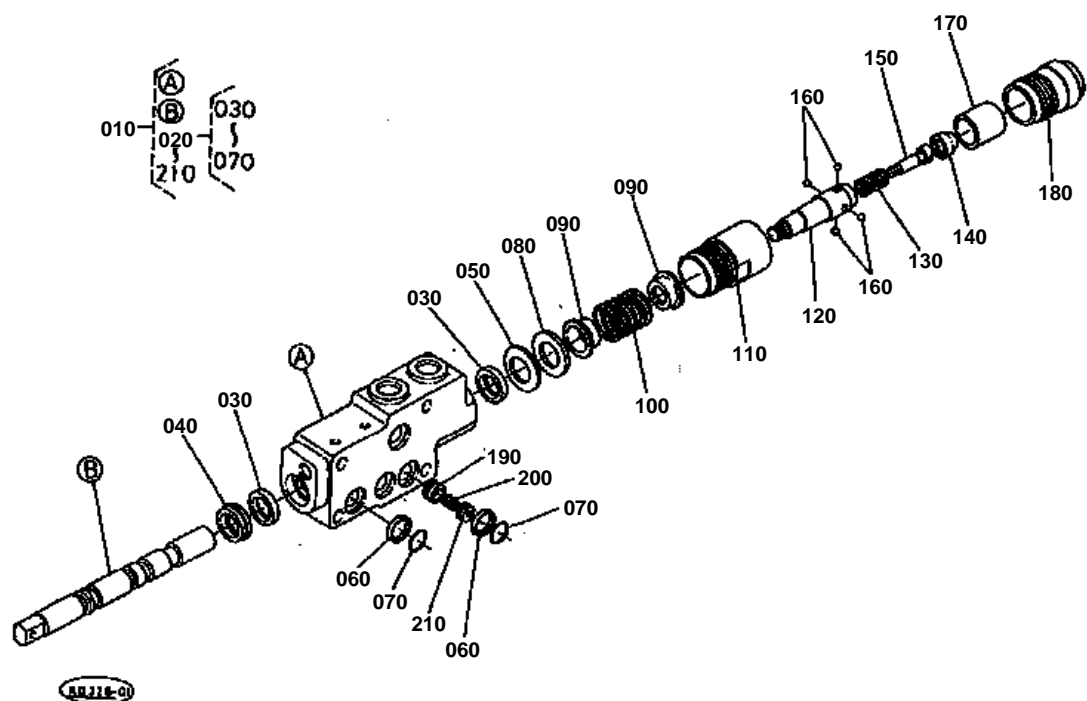




**AUX.CONTROL VALVE 3 [COMPONENT PARTS]**  
SELF CANCELLING WITH DETENTS

↔ Interchangeable; ≠ not interchangeable; ← new for old; → old for new

REF.No	Part No.	Description	Q'ty	S.No.	I/C	REMARKS	Weight (kgf)	Weight (lb)
010	35820-82540	ASSY VALVE AUX.CON.	1				2.85	6.27
020	36998-00120	KIT SEAL	1				0.01	0.022
030	36200-82810	SEAL SPOOL	2				0.001	0.0022
040	36200-82820	SEAL DUST	1				0.002	0.0044
050	04811-05280	O RING	1				0	0
060	36330-84210	RING SUPPORT	1				0.005	0.011
070	04811-05110	O RING	1				0	0
080	04811-00030	O RING	1				0	0
090	04810-00140	O RING	3				0	0
100	36200-82330	RING BACK UP	3				0.001	0.0022
110	35820-84300	SEAT	1				0.005	0.011
120	35820-84310	VALVE	1				0.01	0.022
130	35820-84320	SPRING	1				0.01	0.022
140	35820-84330	SEAT SPRING	1				0.005	0.011
150	35820-84340	CONE	1				0.02	0.044
160	35820-84350	ROD	1				0.003	0.0066
170	35820-84360	BALL	4				0.005	0.011
180	35820-84370	SPRING	1				0.01	0.022
190	35820-84380	BUSH	1				0.04	0.088
200	35820-84390	BUSH	1				0.04	0.088
210	36330-84220	WASHER	1				0.007	0.0154
220	35820-84400	SEAT SPRING	2				0.01	0.022
230	35820-84410	SPRING	1				0.016	0.0352
240	35820-84420	SCREW	1				0.02	0.044
250	35820-84430	SCREW	1				0.01	0.022
260	35820-84440	NUT	1				0.005	0.011
270	36330-84280	NUT	1				0.1	0.22
280	36330-84270	SHIM	2				0.001	0.0022
290	35820-84450	PLUG	1	≤60094			0.07	0.154
300	04810-00180	O RING	1	≤60094			0	0

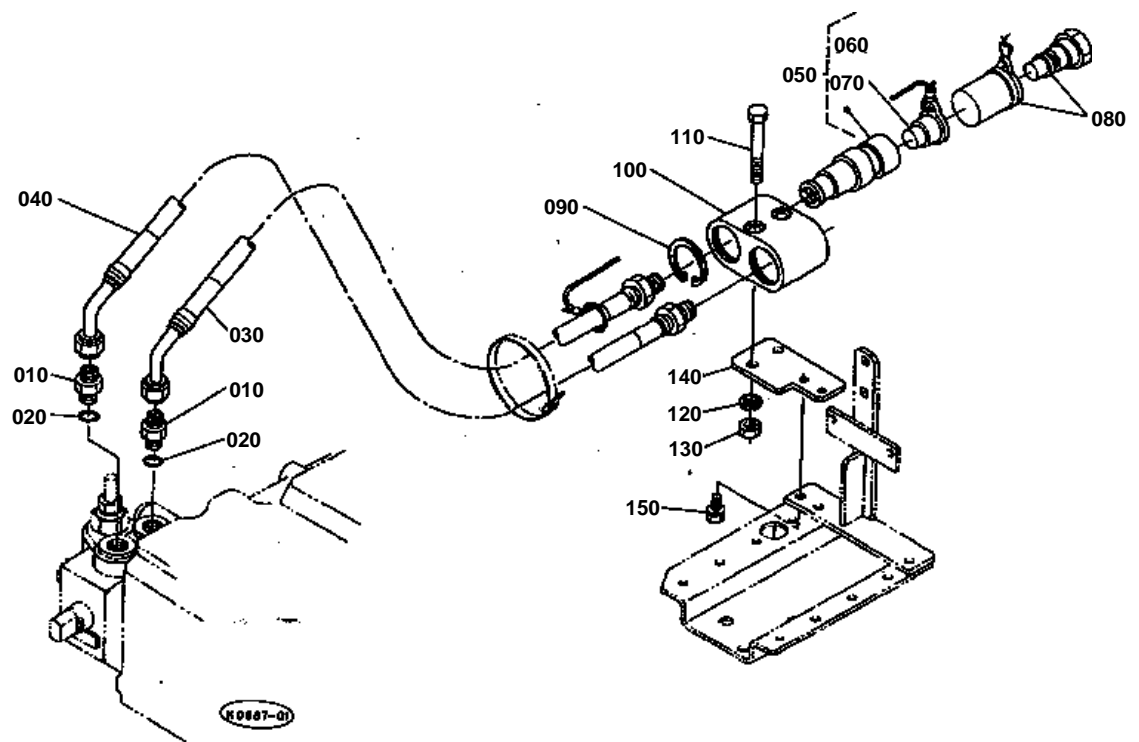




**AUX.CONTROL VALVE 4 [COMPONENT PARTS]**  
**DETENTED FLOAT POSITION**

↔ Interchangeable; ≠ not interchangeable; ← new for old; → old for new

REF.No	Part No.	Description	Q'ty	S.No.	I/C	REMARKS	Weight (kgf)	Weight (lb)
010	35860-82802	ASSY VALVE FLOATING	1				3.32	7.304
020	36998-00130	KIT SEAL	1				0.01	0.022
030	36200-82810	SEAL SPOOL	2				0.001	0.0022
040	36200-82820	SEAL DUST	1				0.002	0.0044
050	36330-84210	RING SUPPORT	1				0.005	0.011
060	36200-82330	RING BACK UP	4				0.001	0.0022
070	04810-00140	O RING	4				0	0
080	36330-84220	WASHER	1				0.007	0.0154
090	36330-84230	SEAT SPRING	2				0.01	0.022
100	35820-84210	SPRING	1				0.03	0.066
110	35820-84220	BUSH	1				0.23	0.506
120	35820-84230	SCREW	1				0.1	0.22
130	35820-84240	SPRING	1				0.008	0.0176
140	35820-84250	CONE	1				0.01	0.022
150	35820-84260	BOLT	1				0.01	0.022
160	35820-84270	BALL	4				0.001	0.0022
170	35820-84280	BUSH	1				0.05	0.11
180	36330-84280	NUT	1				0.1	0.22
190	36330-84290	VALVE CHECK	1				0.007	0.0154
200	36330-84300	SPRING	1				0.003	0.0066
210	35820-84290	WASHER	1				0.003	0.0066





## HYDRAULIC COUPLER HOSE

↔ Interchangeable; ≠ not interchangeable; ← new for old; → old for new

REF.No	Part No.	Description	Q'ty	S.No.	I/C	REMARKS	Weight (kgf)	Weight (lb)
010	35861-82370	NIPPLE	2				0.05	0.11
020	04811-00140	O RING	2				0	0
030	35861-82380	HOSE	1				0.3	0.66
040	35533-82380	HOSE	1				0.3	0.66
050	35861-82032	ASSY COUPLER FEMALE	2				0.32	0.704
060	35861-94510	O RING	2			NOT SHOWN IN FIG.	0.002	0.0044
070	35861-94520	PLUG COUPLER	2				0.005	0.011
080	35861-82190	ASSY COUPLER MALE	2				0.086	0.1892
090	04611-00380	CIR CLIP INTERNAL	2				0.004	0.0088
100	35861-82610	SUPPORT COUPLER	1				0.75	1.65
110	01153-50865	BOLT	2				0.025	0.055
120	04512-50080	WASHER SPRING	2				0	0
130	02114-50080	NUT	2				0.005	0.011
140	35533-82430	STAY COUPLER	1				0.3	0.66
150	01123-50820	BOLT	2				0.011	0.0242



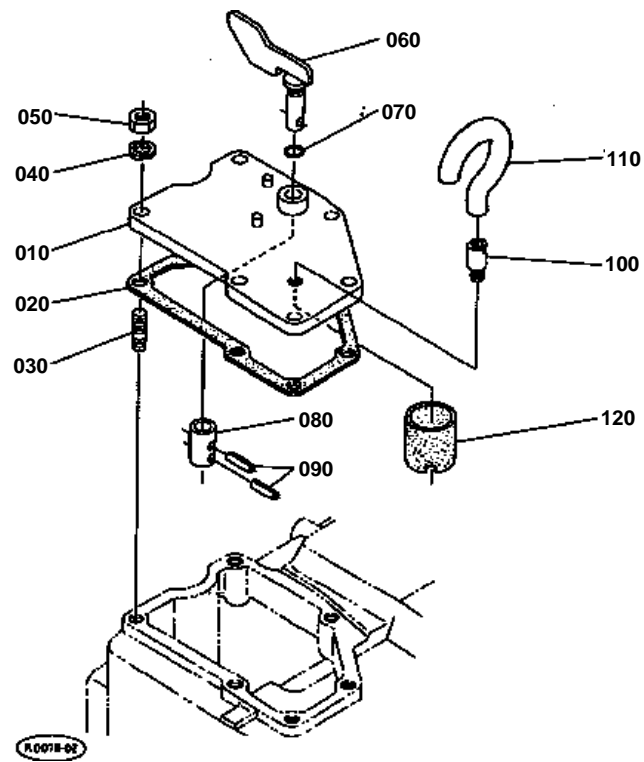


## HYDRAULIC CYLINDER BODY

↔ Interchangeable; ≠ not interchangeable; ← new for old; → old for new

REF.No	Part No.	Description	Q'ty	S.No.	I/C	REMARKS	Weight (kgf)	Weight (lb)
010	35593-82100	ASSY BODY HYD.CYL.	1				41.7	91.74
015	06312-10010	PLUG	1	>=60011			0.007	0.0154
020	36530-82130	BUSH	2				0.14	0.308
030	36530-82060	BUSH	2				0.13	0.286
040	36200-81330	BUSH	1				0.04	0.088
050	06312-10020	PLUG	1				0.016	0.0352
060	36330-82142	GASKET	1	<=60058			0	0
060	33740-82140	GASKET	1	>=60059	↔		0	0
070	36330-82150	STUD	2				0.14	0.308
080	36330-82160	BOLT	3				0.15	0.33
090	35702-82170	BOLT	2				0.196	0.4312
100	01133-51245	BOLT	3				0.055	0.121
110	01574-51240	STUD	2				0	0
120	02176-50120	NUT	4				0.01	0.022
130	04512-50120	WASHER SPRING	9				0	0
140	36200-81672	PLUG	1				0.03	0.066
150	36330-82360	ASSY VALVE RELIEF	1				0.25	0.55
160	04810-00220	O RING	1				0	0
170	04811-05150	O RING	1				0	0

## DOWN SPEED ADJUSTING ROD



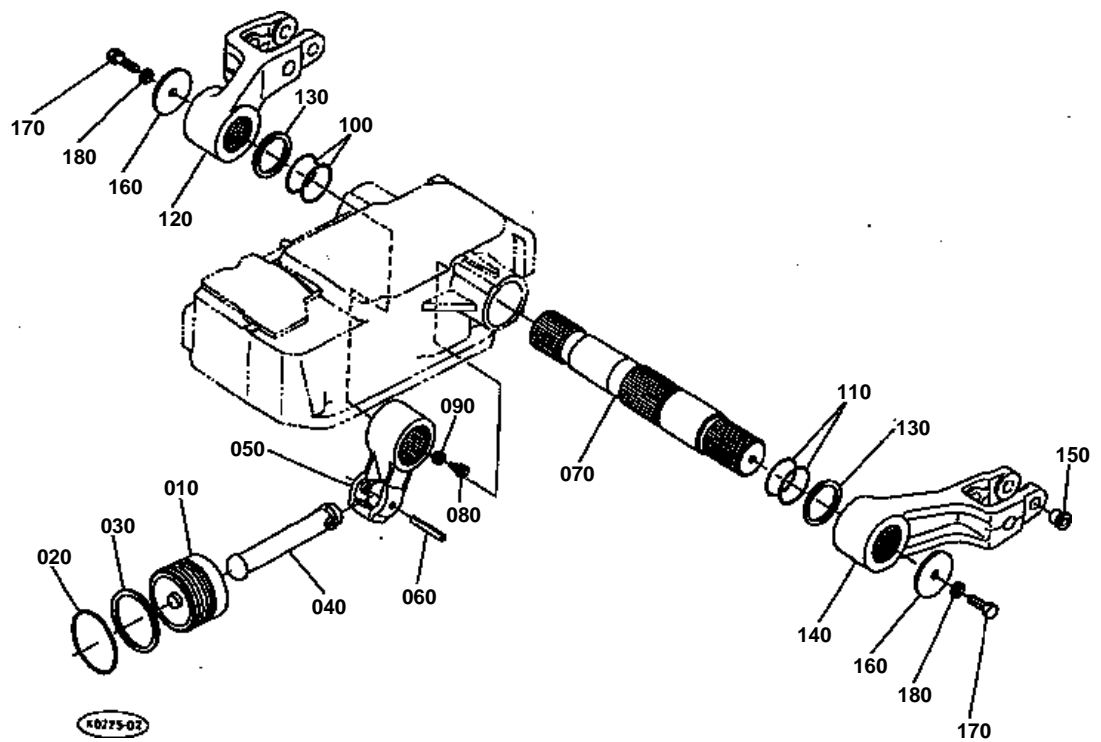




## DOWN SPEED ADJUSTING ROD

↔ Interchangeable; ≠ not interchangeable; ← new for old; → old for new

REF.No	Part No.	Description	Q'ty	S.No.	I/C	REMARKS	Weight (kgf)	Weight (lb)
010	36330-81613	COVER ADJUSTING	1				1.12	2.464
020	36330-81620	GASKET	1				0	0
030	01513-50822	STUD	6				0.01	0.022
040	04512-50080	WASHER SPRING	6				0	0
050	02114-50080	NUT	6				0.005	0.011
060	35533-81630	LEVER ADJUSTING	1				0.04	0.088
070	04811-00070	O RING	1				0	0
080	36330-81642	JOINT	1	≤60076			0	0
080	36330-81643	JOINT	1	≥60077	←		0.03	0.066
090	05411-00318	PIN SPRING	2				0.001	0.0022
100	36200-21610	BREATHER	1				0.008	0.0176
110	35820-21620	BREATHER	1				0.007	0.0154
120	36330-21632	PIPE RUBBER	1				0.02	0.044

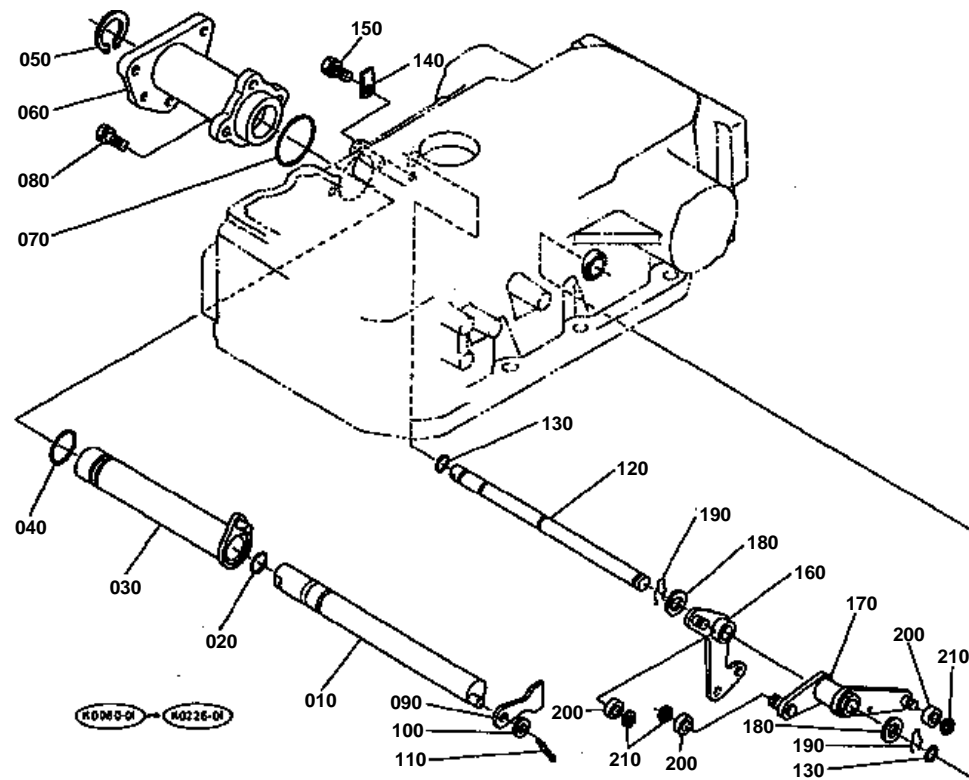




## HYDRAULIC LIFT LEVER

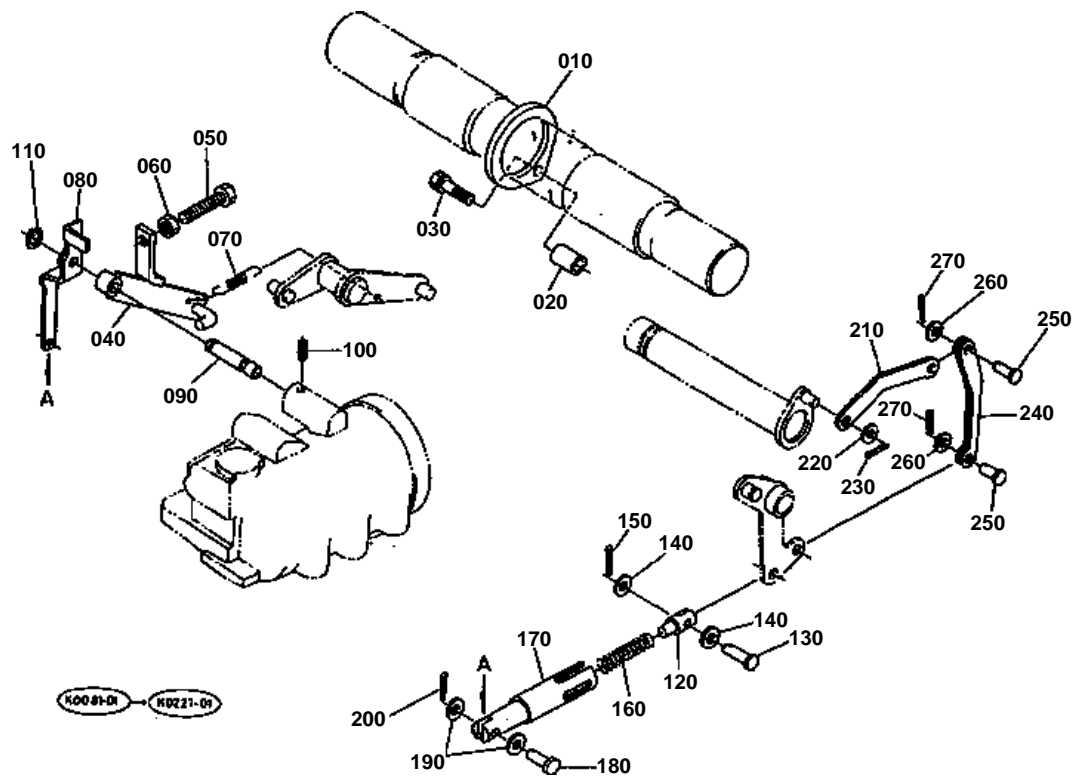
↔ Interchangeable; ≠ not interchangeable; ← new for old; → old for new

REF.No	Part No.	Description	Q'ty	S.No.	I/C	REMARKS	Weight (kgf)	Weight (lb)
010	36910-82570	PISTON HYD.	1				2.8	6.16
020	04810-00900	O RING	1				0.01	0.022
030	36530-82553	RING BACK UP	1				0.006	0.0132
040	36530-82860	ROD HYD.PISTON	1				1.38	3.036
050	36530-82840	ARM HYDRAULIC	1				3	6.6
060	05411-00870	PIN SPRING	1				0.015	0.033
070	35861-82833	SHAFT HYD.ARM	1				10.2	22.44
080	33251-82850	BOLT STOPPER	1				0.015	0.033
090	04512-50100	WASHER SPRING	1				0	0
100	04811-00550	O RING	2				0.006	0.0132
110	04811-00600	O RING	2				0.006	0.0132
120	35880-82912	LEVER LIFT	1				6.5	14.3
130	36530-82900	COLLAR THRUST	2			1.0MM	0.03	0.066
140	35880-82912	LEVER LIFT	1				6.5	14.3
150	35595-82923	BUSH	4				0.05	0.11
160	36330-82920	RETAINER LEVER	2				0.22	0.484
170	01173-51435	BOLT	2				0.056	0.1232
180	04512-50140	WASHER SPRING	2				0	0



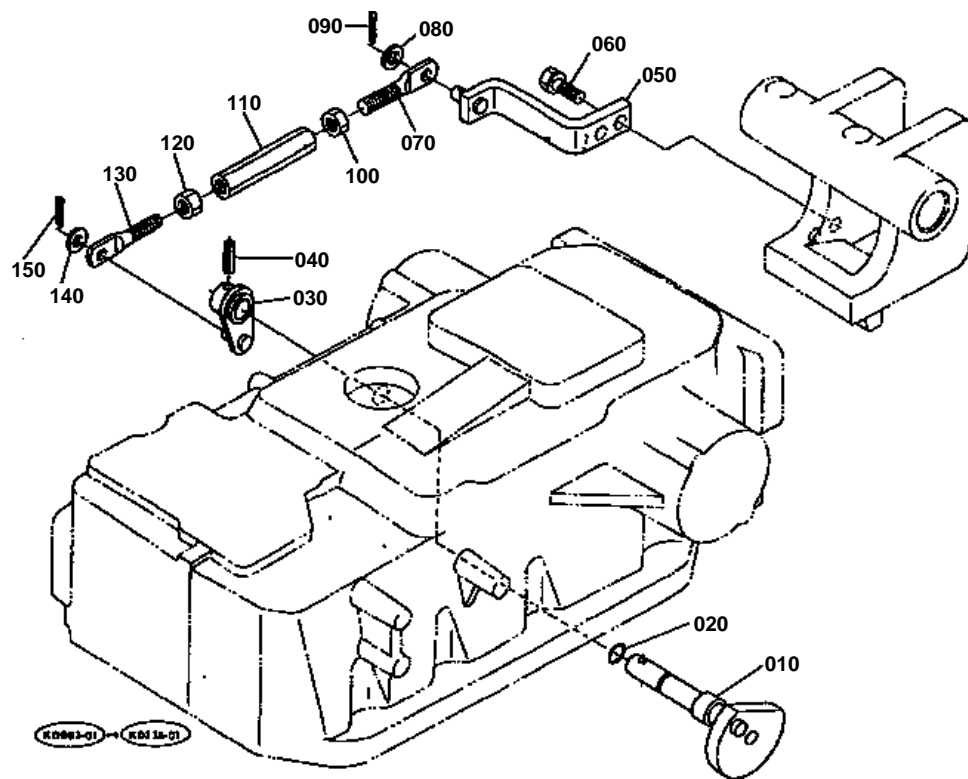
↔ Interchangeable; ≠ not interchangeable; ← new for old; → old for new

REF.No	Part No.	Description	Q'ty	S.No.	I/C	REMARKS	Weight (kgf)	Weight (lb)
010	35533-81110	SHAFT POSITION CON.	1				0.75	1.65
020	04811-00180	O RING	1				0	0
030	35533-81122	SHAFT DRAFT CONTROL	1				0.5	1.1
040	04811-06260	O RING	1				0	0
050	04612-00300	CIR CLIP EXTERNAL	1				0.003	0.0066
060	35533-81130	BRACKET GUIDE	1				1.2	2.64
070	04811-50450	O RING	1				0	0
080	01123-50820	BOLT	3				0.011	0.0242
090	36200-81155	CONNECTOR POSITION	1				0.03	0.066
100	04012-50080	WASHER PLAIN	1				0.001	0.0022
110	05511-50215	PIN SPLIT	1				0.001	0.0022
120	36330-81180	BAR CONNECTOR	1				0.32	0.704
130	04811-10120	O RING	2				0.001	0.0022
140	36200-81190	STOPPER	1				0.008	0.0176
150	01123-50816	BOLT	1				0	0
160	36200-81230	CONNECTOR	1				0.166	0.3652
170	36330-81240	BALANCER POSITION	1				0.232	0.5104
180	04011-50140	WASHER PLAIN	2				0.007	0.0154
190	36200-81210	CIR-CLIP	2				0.001	0.0022
200	36200-81220	ROLLER	3				0.008	0.0176
210	04612-00100	CIR CLIP EXTERNAL	3				0.001	0.0022



↔ Interchangeable; ≠ not interchangeable; ← new for old; → old for new

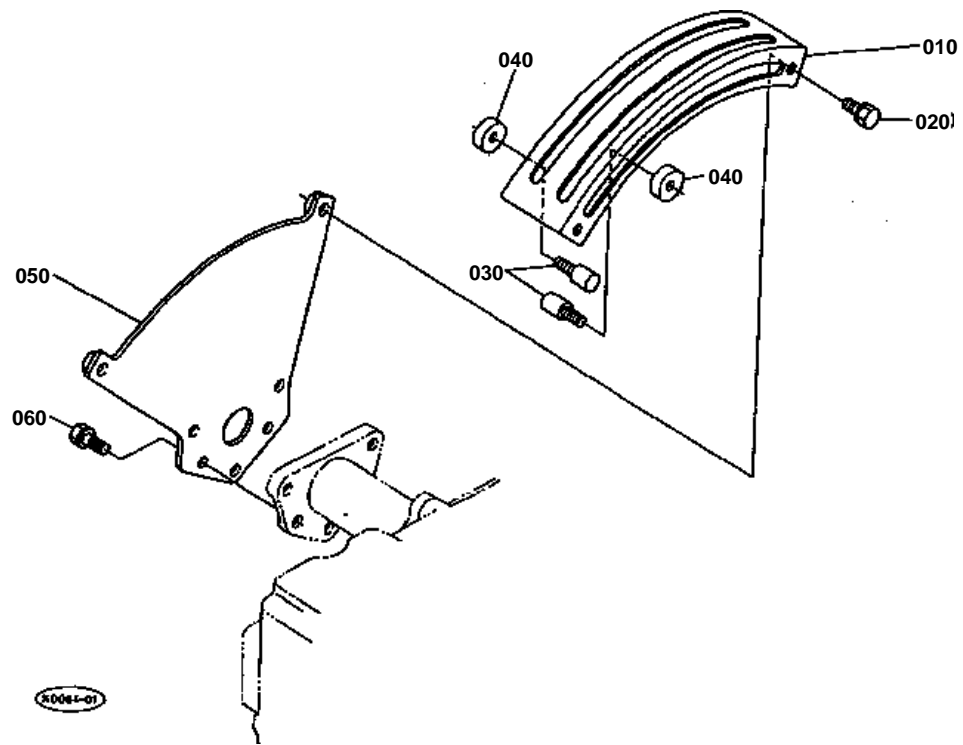
REF.No	Part No.	Description	Q'ty	S.No.	I/C	REMARKS	Weight (kgf)	Weight (lb)
010	36530-81252	CAM POSITION	1				0.11	0.242
020	36530-81290	SPACER	1				0.01	0.022
030	01123-50828	BOLT	1				0.014	0.0308
040	36910-81680	HOLDER FEED BACK	1				0	0
050	01172-51045	BOLT	1				0	0
060	02118-50100	NUT	1				0.005	0.011
070	36330-81670	SPRING	1				0.002	0.0044
080	36330-81160	RETAINER SPOOL	1				0.12	0.264
090	36330-81170	PIN	1				0.03	0.066
100	05411-00416	PIN SPRING	1				0.001	0.0022
110	04612-00100	CIR CLIP EXTERNAL	1				0.001	0.0022
120	36200-81270	HOLDER PUSH	1				0.026	0.0572
130	05122-50628	PIN JOINT	1				0.006	0.0132
140	04012-50060	WASHER PLAIN	2				0.001	0.0022
150	05511-51612	PIN SPLIT	1				0.001	0.0022
160	36200-81280	SPRING	1				0.019	0.0418
170	36200-81263	HOLDER PUSH	1				0.19	0.418
180	05122-50628	PIN JOINT	1				0.006	0.0132
190	04012-50060	WASHER PLAIN	2				0.001	0.0022
200	05511-51612	PIN SPLIT	1				0.001	0.0022
210	36330-81312	LINK DRAFT	1				0.06	0.132
220	04012-50080	WASHER PLAIN	1				0.001	0.0022
230	05511-51612	PIN SPLIT	1				0.001	0.0022
240	36200-81324	LINK DRAFT	1				0.08	0.176
250	05122-50818	PIN JOINT	2				0.008	0.0176
260	04012-50080	WASHER PLAIN	2				0.001	0.0022
270	05511-50215	PIN SPLIT	2				0.001	0.0022



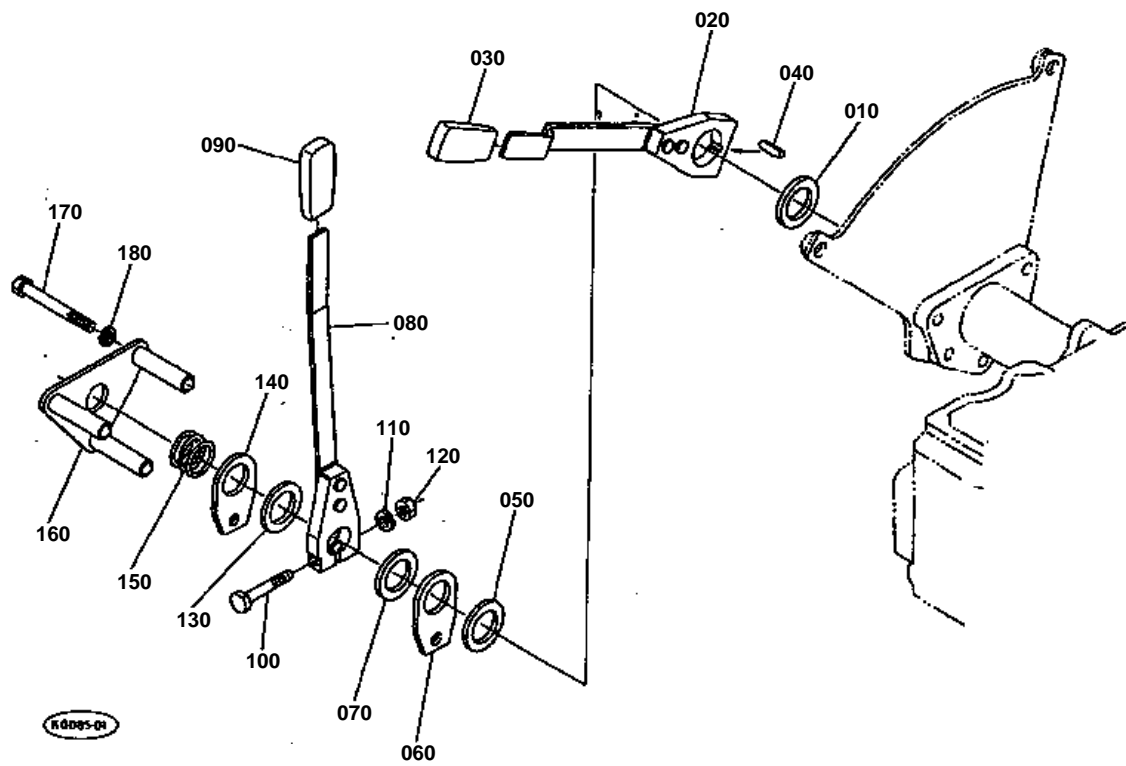


↔ Interchangeable; ≠ not interchangeable; ← new for old; → old for new

REF.No	Part No.	Description	Q'ty	S.No.	I/C	REMARKS	Weight (kgf)	Weight (lb)
010	35593-81340	CAM DRAFT	1				0	0
020	04811-05120	O RING	1				0	0
030	36330-81352	LEVER DRAFT CONTROL	1				0.1	0.22
040	05411-00525	PIN SPRING	1				0.002	0.0044
050	36330-81363	PLATE DRAFT	1				0.25	0.55
060	01123-50825	BOLT	2				0.013	0.0286
070	36330-81392	ROD DRAFT CONTROL	1				0.1	0.22
080	04011-50100	WASHER PLAIN	1				0.002	0.0044
090	05511-50318	PIN SPLIT	1				0.001	0.0022
100	32350-28990	NUT	1				0.009	0.0198
110	32350-28980	TURNBUCKLE	1				0.124	0.2728
120	02116-50100	NUT	1				0.004	0.0088
130	36330-81382	ROD DRAFT CONTROL	1				0.033	0.0726
140	04011-50100	WASHER PLAIN	1				0.002	0.0044
150	05511-50318	PIN SPLIT	1				0.001	0.0022







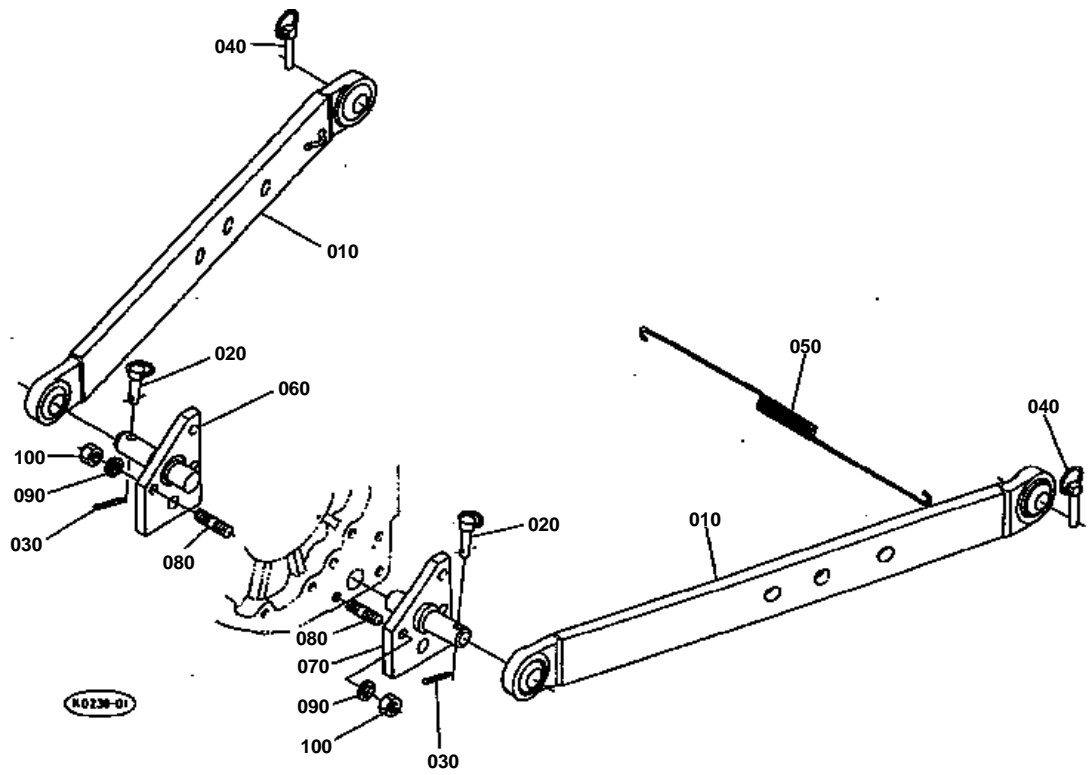


## DRAFT AND POSITION CONTROL LEVER

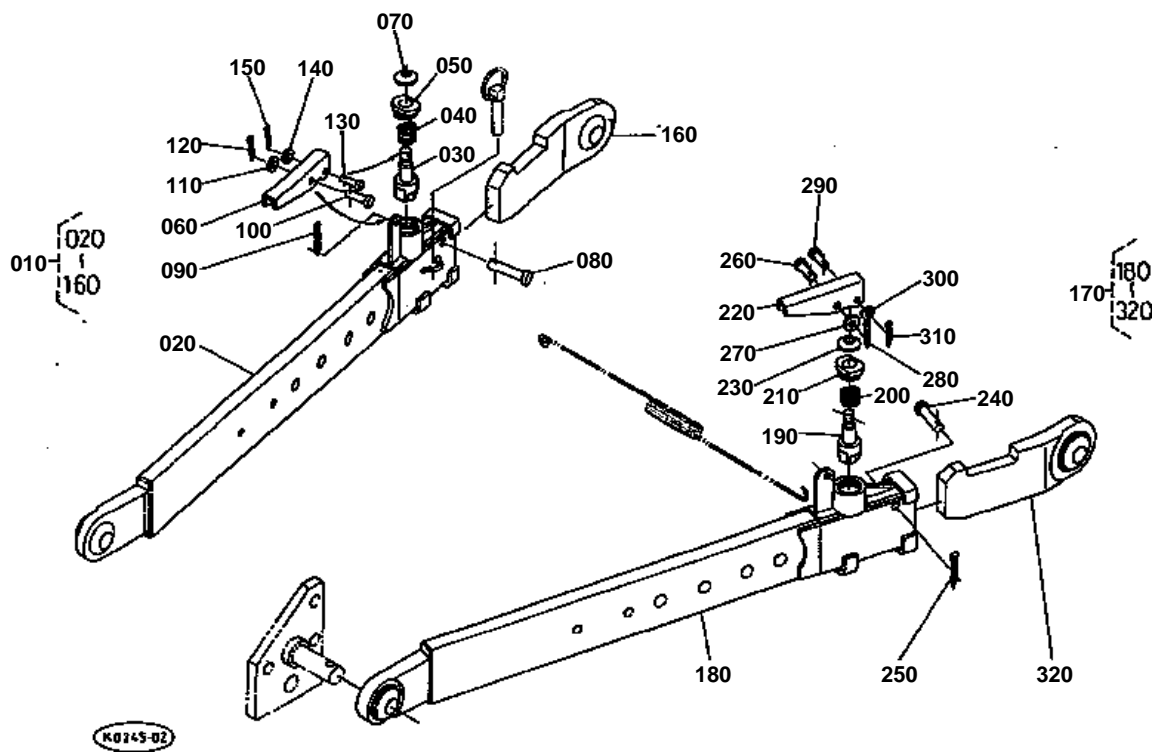
↔ Interchangeable; ≠ not interchangeable; ← new for old; → old for new

REF.No	Part No.	Description	Q'ty	S.No.	I/C	REMARKS	Weight (kgf)	Weight (lb)
010	36200-81440	WASHER FRICTION	1				0	0
020	35533-81430	LEVER DRAFT CONTROL	1				0.3	0.66
030	31351-36880	GRIP LEVER	1				0.04	0.088
040	05712-00510	KEY FEATHER	1				0.002	0.0044
050	36200-81450	WASHER FRICTION	1				0	0
060	36200-81480	PLATE	1				0.034	0.0748
070	36200-81450	WASHER FRICTION	1				0	0
080	35533-81420	LEVER POSITION CONT.	1				0.346	0.7612
090	31351-36880	GRIP LEVER	1				0.04	0.088
100	36200-81530	BOLT	1				0.016	0.0352
110	04512-50060	WASHER SPRING	1				0	0
120	02056-50060	NUT	1				0.002	0.0044
130	36200-81450	WASHER FRICTION	1				0	0
140	36200-81480	PLATE	1				0.034	0.0748
150	36200-81460	SPRING	1				0.03	0.066
160	35533-81470	STOPPER SPRING	1				0.234	0.5148
170	01153-50875	BOLT	3				0.028	0.0616
180	04512-50080	WASHER SPRING	3				0	0

## LOWER LINK









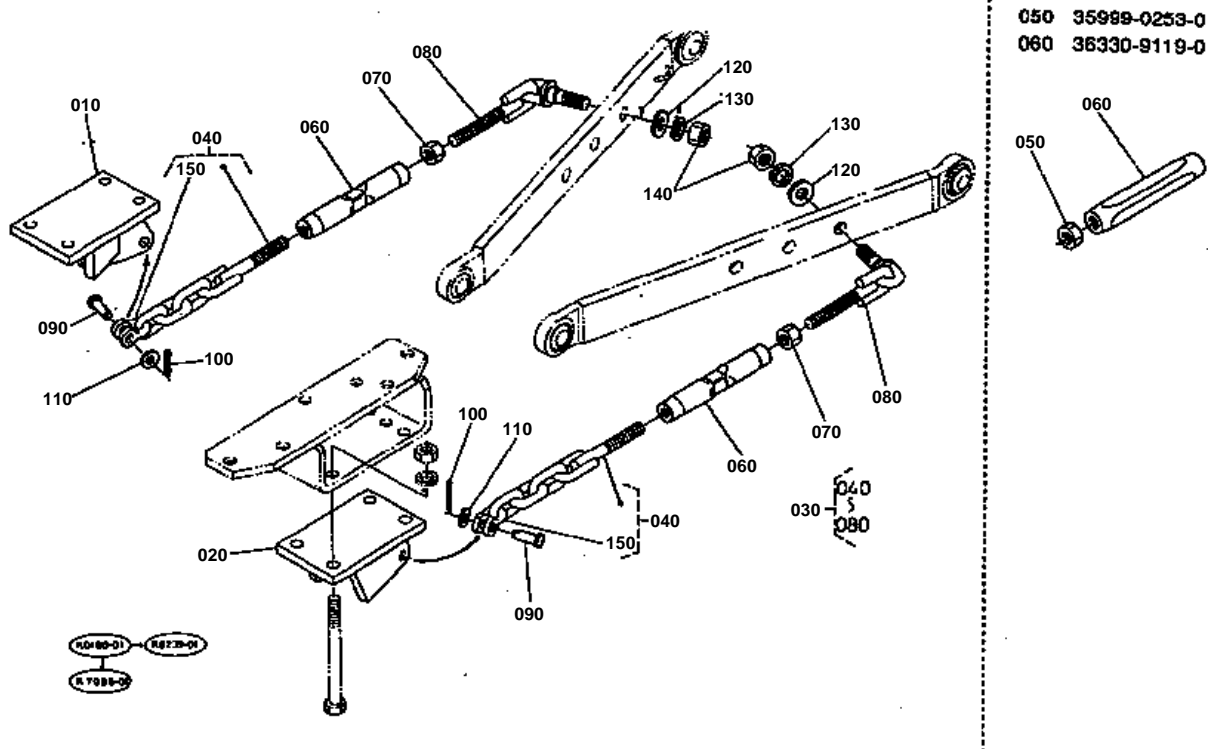


## TELESCOPE LOWER LINK [OPTION]

↔ Interchangeable; ≠ not interchangeable; ← new for old; → old for new

REF.No	Part No.	Description	Q'ty	S.No.	I/C	REMARKS	Weight (kgf)	Weight (lb)
010	35880-92000	ASSY LINK LOWER RH	1				27	59.4
020	35880-92010	COMP LINK LOWER RH	1				17.5	38.5
030	35880-92160	STOPPER	1				0.38	0.836
040	36530-92172	SPRING	1				0.02	0.044
050	35880-92180	CAP	1				0.06	0.132
060	35880-92190	LEVER	1				0.15	0.33
070	35880-92210	COVER DUST	1				0.001	0.0022
080	05122-51255	PIN JOINT	1				0.051	0.1122
090	05511-50425	PIN SPLIT	1				0.003	0.0066
100	05122-50830	PIN JOINT	1				0.014	0.0308
110	04012-50080	WASHER PLAIN	1				0.001	0.0022
120	05511-50212	PIN SPLIT	1				0.001	0.0022
130	05122-50628	PIN JOINT	1				0.006	0.0132
140	04012-50060	WASHER PLAIN	1				0.001	0.0022
150	05511-51610	PIN SPLIT	1				0.001	0.0022
160	36530-92033	COMP LINK LOWER RH	1				4.04	8.888
170	35880-92100	ASSY LINK LOWER LH	1				21	46.2
180	35880-92110	COMP LINK LOWER LH	1				0	0
190	35880-92160	STOPPER	1				0.38	0.836
200	36530-92172	SPRING	1				0.02	0.044
210	35880-92180	CAP	1				0.06	0.132
220	35880-92190	LEVER	1				0.15	0.33
230	35880-92210	COVER DUST	1				0.001	0.0022
240	05122-51255	PIN JOINT	1				0.051	0.1122
250	05511-50425	PIN SPLIT	1				0.003	0.0066
260	05122-50830	PIN JOINT	1				0.014	0.0308
270	04012-50080	WASHER PLAIN	1				0.001	0.0022
280	05511-50212	PIN SPLIT	1				0.001	0.0022
290	05122-50628	PIN JOINT	1				0.006	0.0132
300	04012-50060	WASHER PLAIN	1				0.001	0.0022
310	05511-51610	PIN SPLIT	1				0.001	0.0022
320	36530-92133	COMP LINK LOWER LH	1				4.2	9.24

# CHECK CHAIN

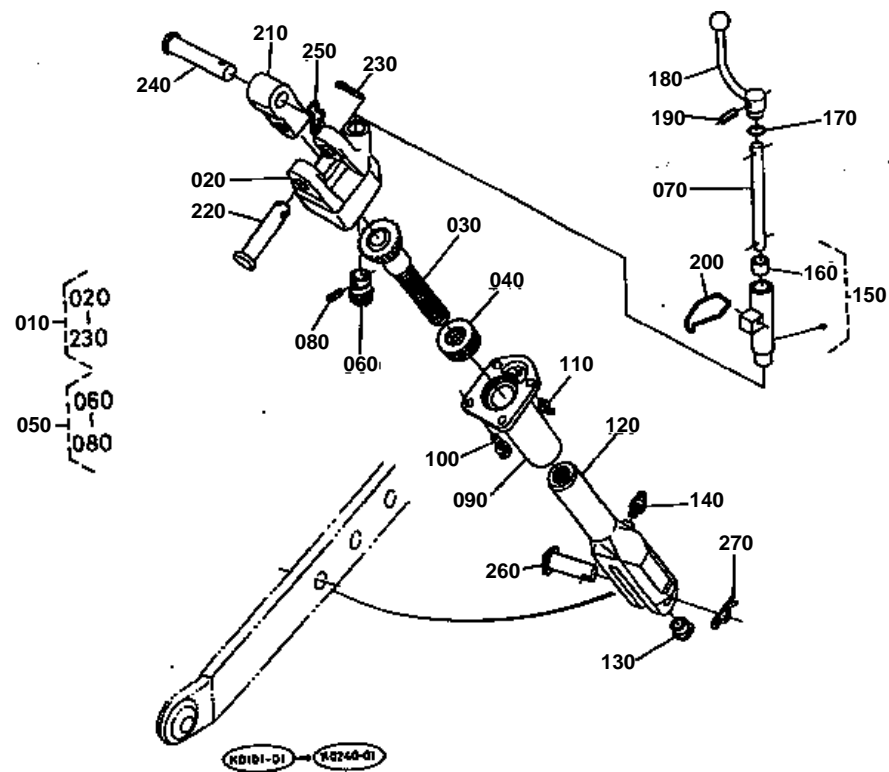




## CHECK CHAIN

↔ Interchangeable; ≠ not interchangeable; ← new for old; → old for new

REF.No	Part No.	Description	Q'ty	S.No.	I/C	REMARKS	Weight (kgf)	Weight (lb)
010	36530-91082	BRACKET CHAIN RH	1				5	11
020	36530-91092	BRACKET CHAIN LH	1				5	11
030	35593-91100	ASSY CHAIN CHECK	2				3	6.6
040	35593-91110	CHAIN CHECK FRONT	2				1.37	3.014
050	35999-02530	NUT LOCK	2	≤50077			0.035	0.077
060	36330-91190	TURNBUCKLE	2	≤50077			0.92	2.024
060	35502-91190	TURNBUCKLE	2	≥50078	↔		0.76	1.672
070	02054-50180	NUT	2				0.049	0.1078
080	36530-91160	COMP CHAIN CHECK	2				1.2	2.64
090	36530-91180	PIN CHAIN SET	2				0	0
100	05511-50525	PIN SPLIT	2				0.005	0.011
110	04011-50140	WASHER PLAIN	2				0.007	0.0154
120	36330-91220	WASHER CHECK CHAIN	2				0.25	0.55
130	04512-50180	WASHER SPRING	2				0	0
140	02174-50180	NUT	2				0.029	0.0638
150	36530-91150	END CHAIN	2				0	0



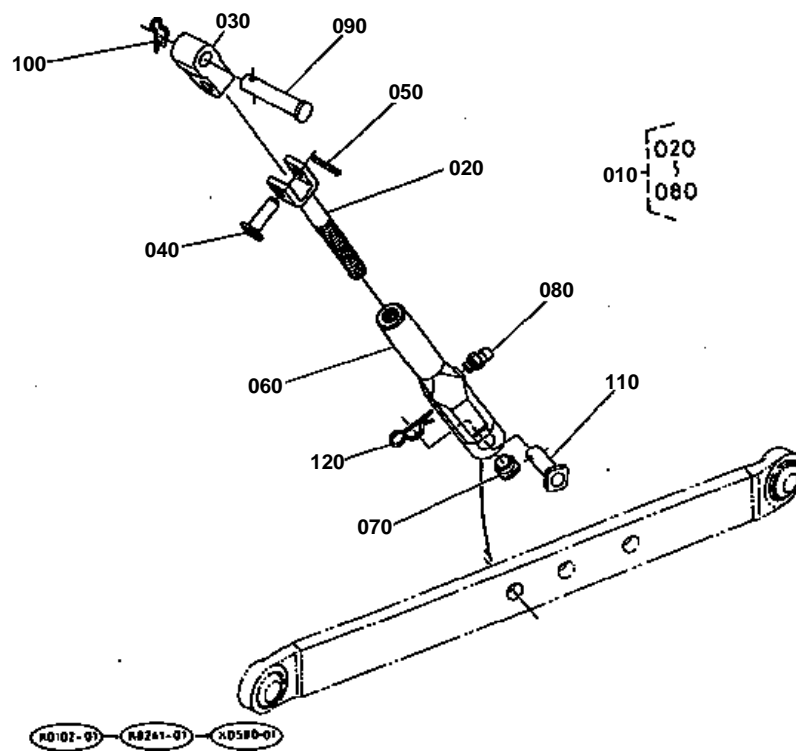


## LIFT ROD RH

↔ Interchangeable; ≠ not interchangeable; ← new for old; → old for new

REF.No	Part No.	Description	Q'ty	S.No.	I/C	REMARKS	Weight (kgf)	Weight (lb)
010	36530-91233	ASSY ROD LIFT RH	1				11.2	24.64
020	36330-91240	CASE LIFT ROD GEAR	1				2.28	5.016
030	36530-91280	COMP.SHAFT ADJUSTING	1				0.5	1.1
040	08401-51106	BEARING THRUST BALL	1				0.064	0.1408
050	36530-91200	ASSY PINION LIFT ROD	1				0.315	0.693
060	36330-91330	PINION LIFT ROD RH	1				0.11	0.242
070	36530-91390	SHAFT HANDLE	1				0.2	0.44
080	05411-00520	PIN SPRING	1				0.002	0.0044
090	36530-91303	COMP SLEEVE LIFT ROD	1				0	0
100	01133-51030	BOLT	4				0.025	0.055
110	06613-20010	NIPPLE GREASE	1				0.01	0.022
120	36530-91260	ROD LIFT LOWER	1				3.2	7.04
130	36330-91360	PLUG	1				0.001	0.0022
140	06613-10010	NIPPLE GREASE	1				0.006	0.0132
150	36530-91370	SUPPORT HANDLE	1				0.31	0.682
160	36330-91380	BUSH	1				0	0
170	04811-10180	O RING	1				0.001	0.0022
180	36330-91323	HANDLE LIFT ROD RH	1				0.2	0.44
190	05411-00525	PIN SPRING	1				0.002	0.0044
200	36330-91270	SPRING HANDLE LOCK	1				0.025	0.055
210	36330-91510	JOINT	1				0.72	1.584
220	36330-91530	PIN LIFT ROD UPPER	1				0.27	0.594
230	05511-50535	PIN SPLIT	1				0.007	0.0154
240	35595-91520	PIN LIFT ROD	1				0.3	0.66
250	33251-91860	PIN SET	1				0.023	0.0506
260	36530-91540	PIN LIFT ROD LOWER	1				0	0
270	33251-91860	PIN SET	1				0.023	0.0506

## LIFT ROD LH



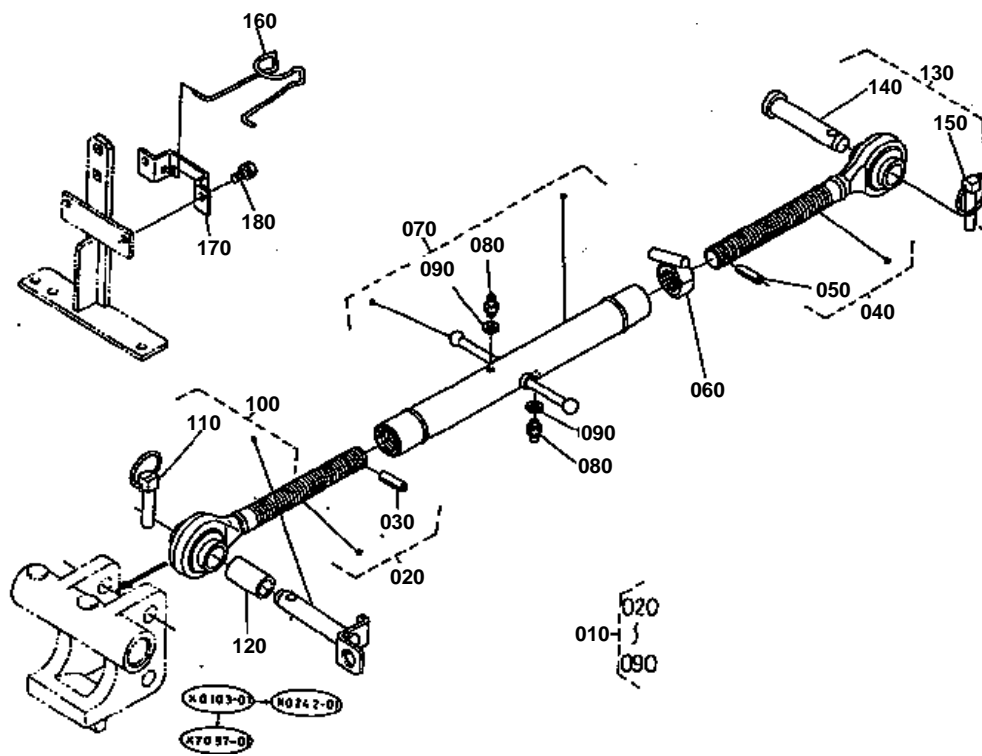


## LIFT ROD LH

↔ Interchangeable; ≠ not interchangeable; ← new for old; → old for new

REF.No	Part No.	Description	Q'ty	S.No.	I/C	REMARKS	Weight (kgf)	Weight (lb)
010	35595-91450	ASSY ROD LIFT LH	1				6.6	14.52
020	35595-91460	ROD LIFT UPPER LH	1				2.03	4.466
030	36330-91510	JOINT	1				0.72	1.584
040	36530-91540	PIN LIFT ROD LOWER	1				0	0
050	05511-50535	PIN SPLIT	1				0.007	0.0154
060	36730-91260	ROD LIFT LOWER	1				3.72	8.184
070	36330-91360	PLUG	1				0.001	0.0022
080	06613-10010	NIPPLE GREASE	1				0.006	0.0132
090	35595-91520	PIN LIFT ROD	1				0.3	0.66
100	33251-91860	PIN SET	1				0.023	0.0506
110	36530-91540	PIN LIFT ROD LOWER	1				0	0
120	33251-91860	PIN SET	1				0.023	0.0506

## TOP LINK

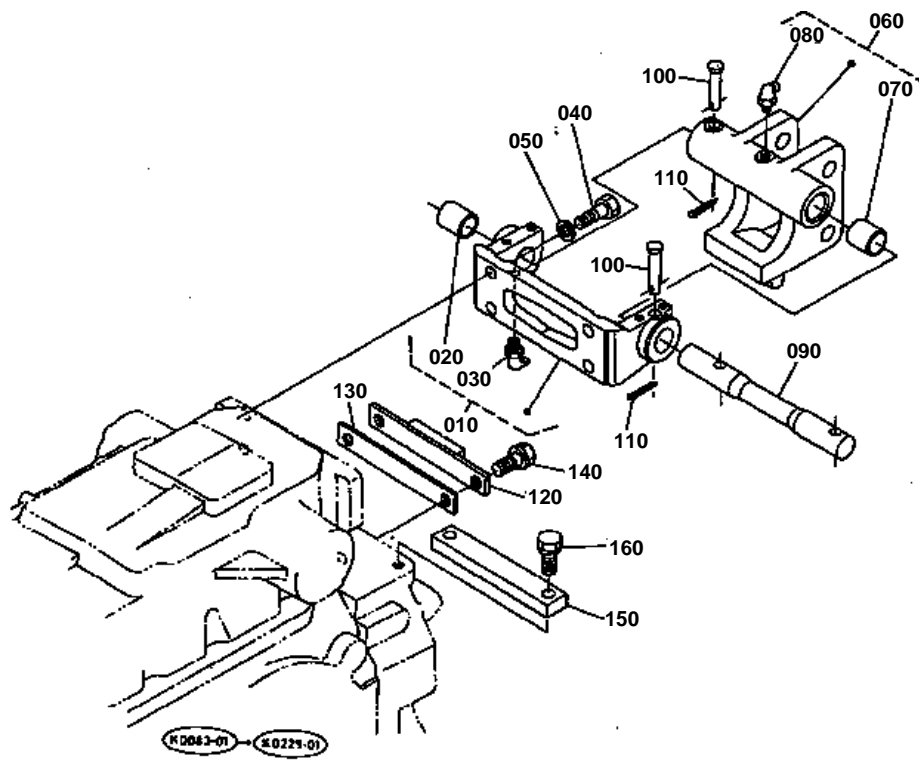




↔ Interchangeable; ≠ not interchangeable; ← new for old; → old for new

REF.No	Part No.	Description	Q'ty	S.No.	I/C	REMARKS	Weight (kgf)	Weight (lb)
010	35593-91700	ASSY LINK TOP	1				6.3	13.86
020	36530-91553	ASSY LINK TOP FRONT	1				1.79	3.938
030	36530-91790	PIN	1				0.01	0.022
040	35593-91610	ASSY LINK TOP REAR	1				1.86	4.092
050	36330-91790	PIN	1				0.007	0.0154
060	36530-91590	NUT TOP LINK	1				0.135	0.297
070	35708-91620	ASSY SLEEVE TOP LINK	1				2.4	5.28
080	36530-91680	NIPPLE GREASE	2				0.004	0.0088
090	04724-00100	GASKET	2				0.001	0.0022
100	36330-91650	ASSY PIN TOP LINK	1			CATEGOLY 1	0.375	0.825
110	36200-91840	ASSY PIN SET	1				0.06	0.132
120	36330-91720	COLLAR ADJUSTING	1				0.065	0.143
130	36330-91773	ASSY PIN TOP LINK	1			CATEGOLY 2	0.55	1.21
140	36330-91762	PIN TOP LINK REAR	1				0.49	1.078
150	36200-91840	ASSY PIN SET	1				0.06	0.132
160	35593-91960	HOLDER TOP LINK	1				0.05	0.11
170	35533-91970	PLATE	1				0.094	0.2068
180	01123-50816	BOLT	2				0	0

## TOP LINK BRACKET



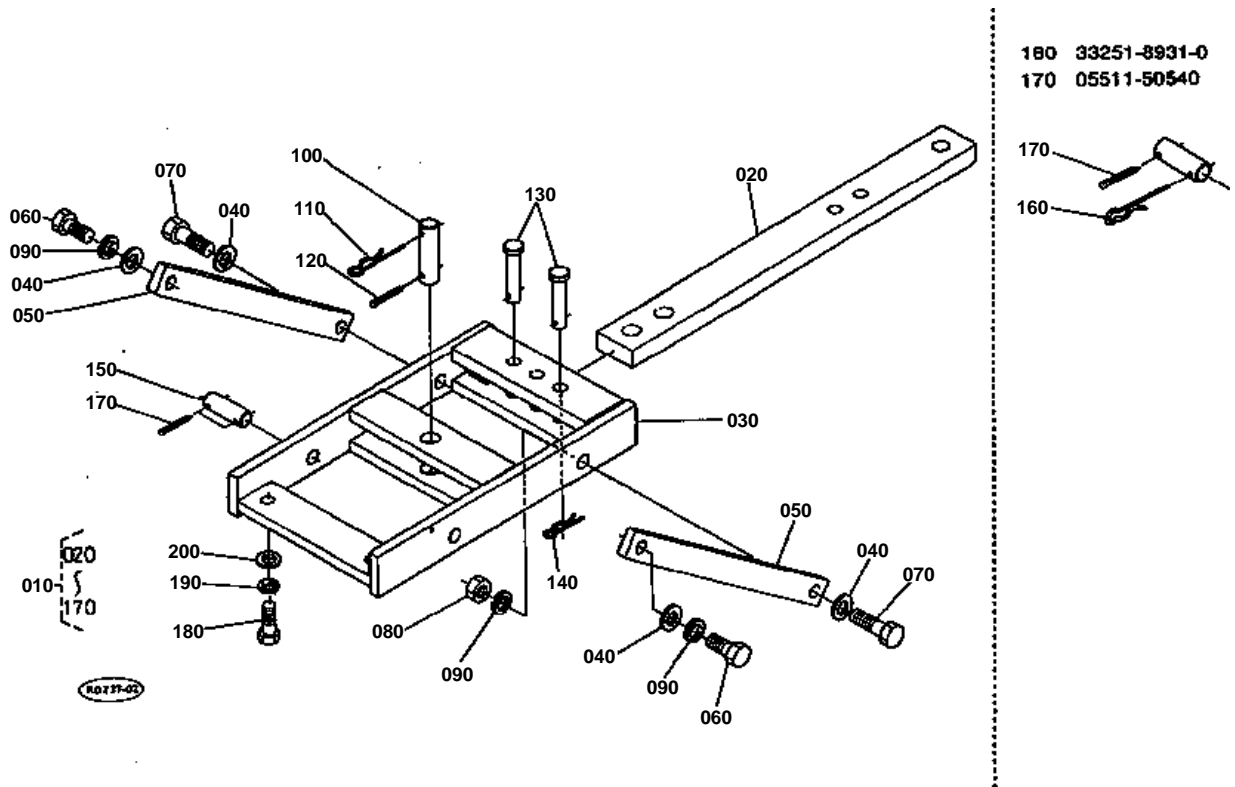


## TOP LINK BRACKET

↔ Interchangeable; ≠ not interchangeable; ← new for old; → old for new

REF.No	Part No.	Description	Q'ty	S.No.	I/C	REMARKS	Weight (kgf)	Weight (lb)
010	35533-81780	ASSY BRACKET BAR	1				0	0
020	36330-81830	BUSH	1				0.035	0.077
030	06613-30010	NIPPLE GREASE	1				0.01	0.022
040	01176-51240	BOLT	4				0.046	0.1012
050	04512-50120	WASHER SPRING	4				0	0
060	35533-81800	ASSY BRACKET TOP LIN	1				5.2	11.44
070	36330-81830	BUSH	1				0.035	0.077
080	06613-30010	NIPPLE GREASE	1				0.01	0.022
090	36330-81750	BAR TORSION	1				1.035	2.277
100	36330-81842	PIN	2				0	0
110	05511-50425	PIN SPLIT	2				0.003	0.0066
120	36330-81850	STOPPER	1				0.42	0.924
130	36330-81860	SHIM	2			1.0MM	0.034	0.0748
130	36330-81870	SHIM	1			0.5MM	0.02	0.044
140	01133-51230	BOLT	2				0.04	0.088
150	36330-81880	STOPPER	1				0.69	1.518
160	01133-51235	BOLT	2				0.043	0.0946

# SWINGING DRAWBAR

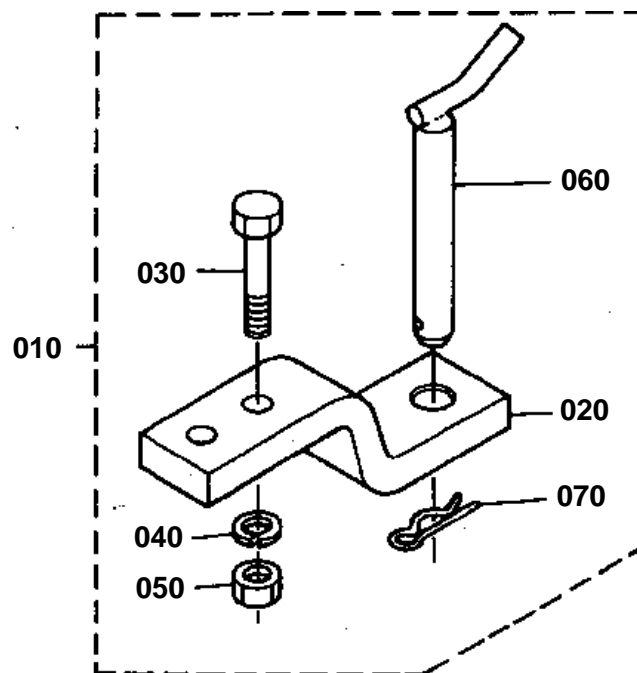




# SWINGING DRAWBAR

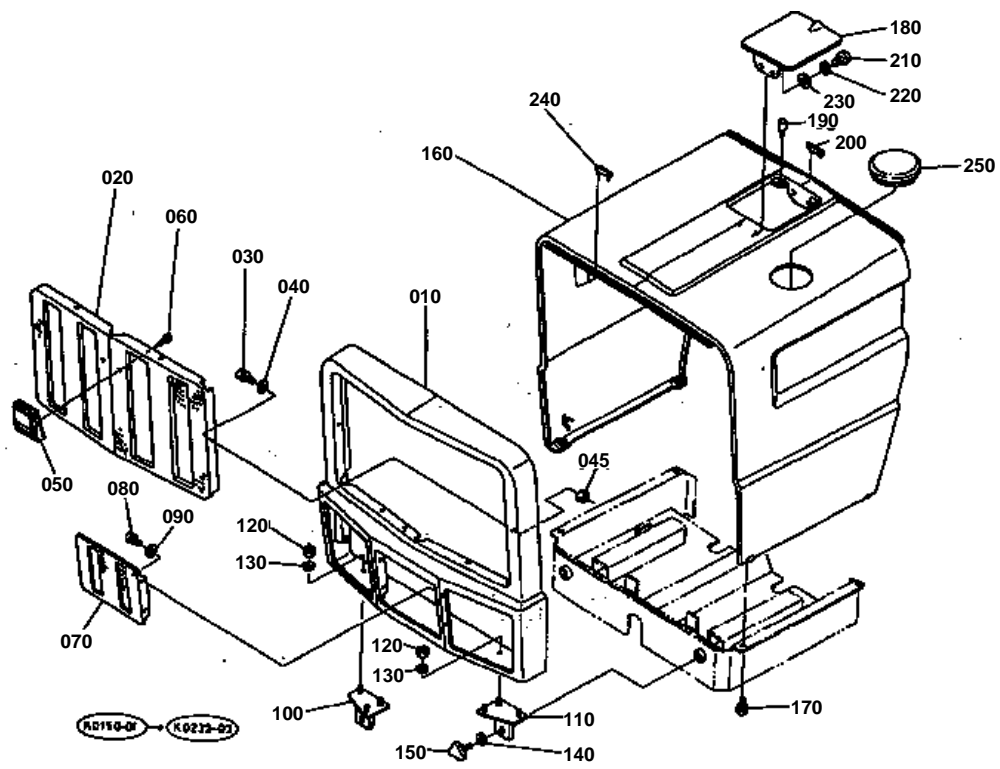
↔ Interchangeable; ≠ not interchangeable; ← new for old; → old for new

REF.No	Part No.	Description	Q'ty	S.No.	I/C	REMARKS	Weight (kgf)	Weight (lb)
010	35593-89100	ASSY DRAWBAR SWING.	1				35	77
020	36330-89120	DRAWBAR	1				10.2	22.44
030	35593-89320	MEMBER CROSS	1				20	44
040	04013-50200	WASHER PLAIN	4				0.02	0.044
050	36330-89330	PLATE SIDE	2				0	0
060	01173-52045	BOLT	2				0.162	0.3564
070	01173-52055	BOLT	2				0.183	0.4026
080	02174-50200	NUT	2				0.04	0.088
090	04512-50200	WASHER SPRING	4				0	0
100	33251-89340	PIN DRAWBAR	1				0	0
110	33251-89310	PIN SET	1				0.032	0.0704
120	05511-50540	PIN SPLIT	1				0.009	0.0198
130	05122-51885	PIN JOINT	2				0.18	0.396
140	05515-51600	PIN SNAP	2				0.007	0.0154
150	36200-89360	PIN SET	2				0.146	0.3212
160	33251-89310	PIN SET	2	≤70055			0.032	0.0704
170	05511-50540	PIN SPLIT	2	≤70055			0.009	0.0198
170	05511-50645	PIN SPLIT	4	≥70056	←		0.012	0.0264
180	01173-51645	BOLT	2				0.092	0.2024
190	04512-50160	WASHER SPRING	2				0	0
200	04013-50160	WASHER PLAIN	2				0	0



00103-81





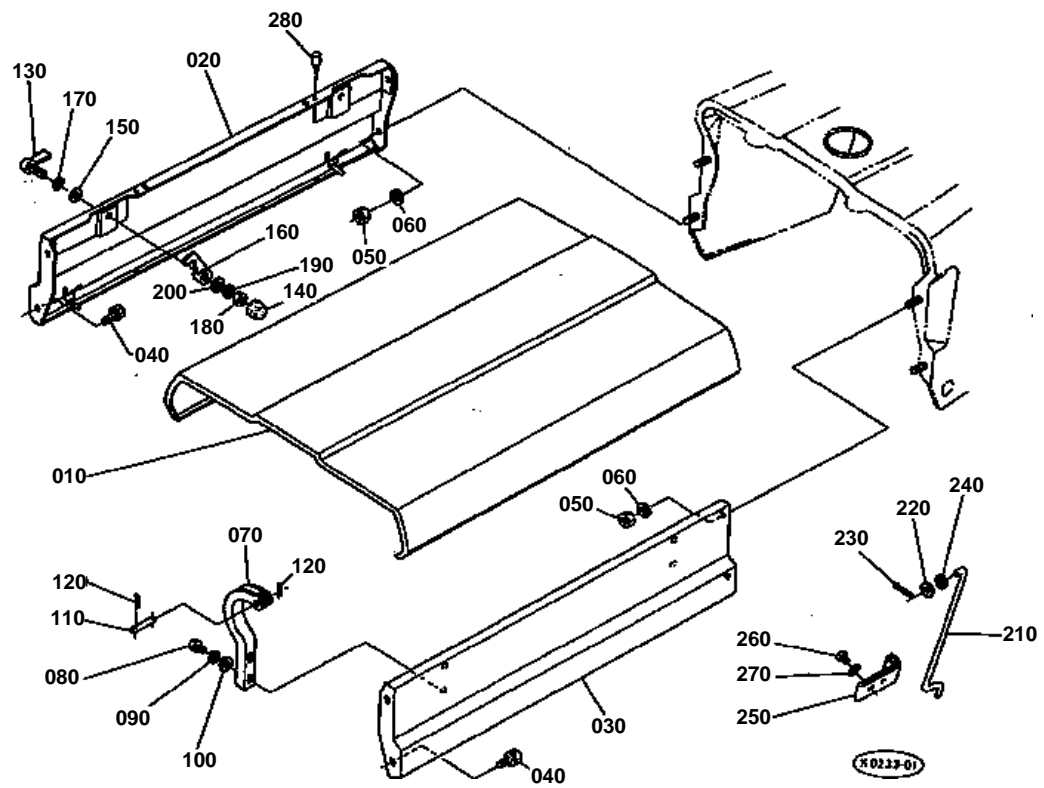




# HOOD FRONT (BONNET FRONT) 1

↔ Interchangeable; ≠ not interchangeable; ← new for old; → old for new

REF.No	Part No.	Description	Q'ty	S.No.	I/C	REMARKS	Weight (kgf)	Weight (lb)
010	35535-83280	COMP BONNET FRONT	1				3	6.6
020	35533-83220	GRILLE FRONT	1				0.74	1.628
030	01023-50614	BOLT	6				0.005	0.011
040	04013-50060	WASHER PLAIN	6				0	0
045	02014-50060	NUT	6				0.002	0.0044
050	35533-83670	MARK SYMBOL	1	<=60082			0	0
050	35533-83672	MARK SYMBOL	1	>=60083	←		0.04	0.088
060	38430-18270	SCREW TAPPING	2				0.002	0.0044
070	35533-83250	NET GRILLE	1				0.12	0.264
080	01023-50614	BOLT	4				0.005	0.011
090	04013-50060	WASHER PLAIN	4				0	0
100	35533-83260	SUPPORT BONNET RH	1				0.2	0.44
110	35533-83270	SUPPORT BONNET LH	1				0.2	0.44
120	02156-50080	NUT	6				0.004	0.0088
130	04512-50080	WASHER SPRING	6				0	0
140	35533-83300	CUSHION	2				0.001	0.0022
150	01820-50830	BOLT KNOB	2				0.041	0.0902
160	35595-83370	COMP.BONNET FRONT	1				8	17.6
170	01123-50818	BOLT	4				0.012	0.0264
180	35535-83700	ASSY COVER BONNET	1				0.26	0.572
190	33251-90120	CUSHION	2				0.001	0.0022
200	33251-83870	CUSHION BONNET	3				0.007	0.0154
210	01053-50616	BOLT	2				0.005	0.011
220	04512-50060	WASHER SPRING	2				0	0
230	04013-50060	WASHER PLAIN	2				0	0
240	33251-83510	CUSHION	2				0.008	0.0176
250	35420-74520	COVER RUBBER	1				0.16	0.352

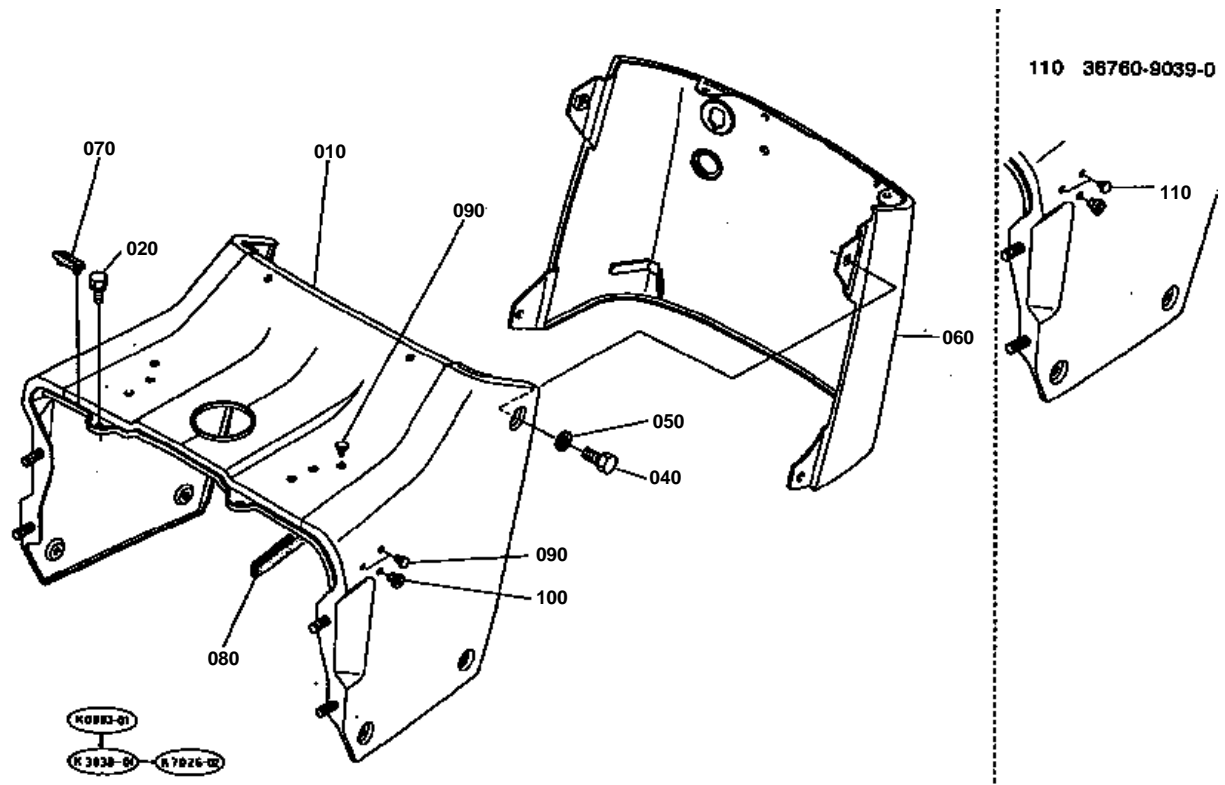




## HOOD (BONNET) 2

↔ Interchangeable; ≠ not interchangeable; ← new for old; → old for new

REF.No	Part No.	Description	Q'ty	S.No.	I/C	REMARKS	Weight (kgf)	Weight (lb)
010	35572-83020	COMP.COVER BONNET	1				6.65	14.63
020	35572-83160	COMP.BONNET SIDE RH	1				1.74	3.828
030	35572-83210	COMP.BONNET SIDE LH	1				2.4	5.28
040	01133-51016	BOLT	4				0.015	0.033
050	02118-50100	NUT	4				0.005	0.011
060	04512-50100	WASHER SPRING	4				0	0
070	35535-83810	HINGE COVER	2				0.16	0.352
080	01153-50816	BOLT	4				0.01	0.022
090	04512-50080	WASHER SPRING	4				0	0
100	04013-50080	WASHER PLAIN	4				0	0
110	33251-83830	PIN	2				0.011	0.0242
120	05525-50800	PIN SNAP	4				0.001	0.0022
130	36330-83840	HANDLE BONNET COVER	2				0.12	0.264
140	35593-83980	CAP RUBBER	1				0.001	0.0022
150	33251-83850	WASHER HANDLE	2				0.001	0.0022
160	33251-83860	HOOK BONNET COVER	2				0.053	0.1166
170	33251-83950	WASHER SPRING	2				0.001	0.0022
180	02112-50080	NUT	2				0.003	0.0066
190	04512-50080	WASHER SPRING	2				0	0
200	04013-50080	WASHER PLAIN	2				0	0
210	33251-83880	SUPPORT BONNET	1				0.108	0.2376
220	04013-50080	WASHER PLAIN	1				0	0
230	05511-50215	PIN SPLIT	1				0.001	0.0022
240	33251-83890	CUSHION	1				0.002	0.0044
250	33251-83900	SPRING BONNET HOLDER	1				0.008	0.0176
260	03054-50508	SCREW CR-REC-PAN-HD	2				0.002	0.0044
270	04411-50050	WASHER TOOTHED	2				0.001	0.0022
280	33251-74210	CUSHION BATTERY	2				0.001	0.0022

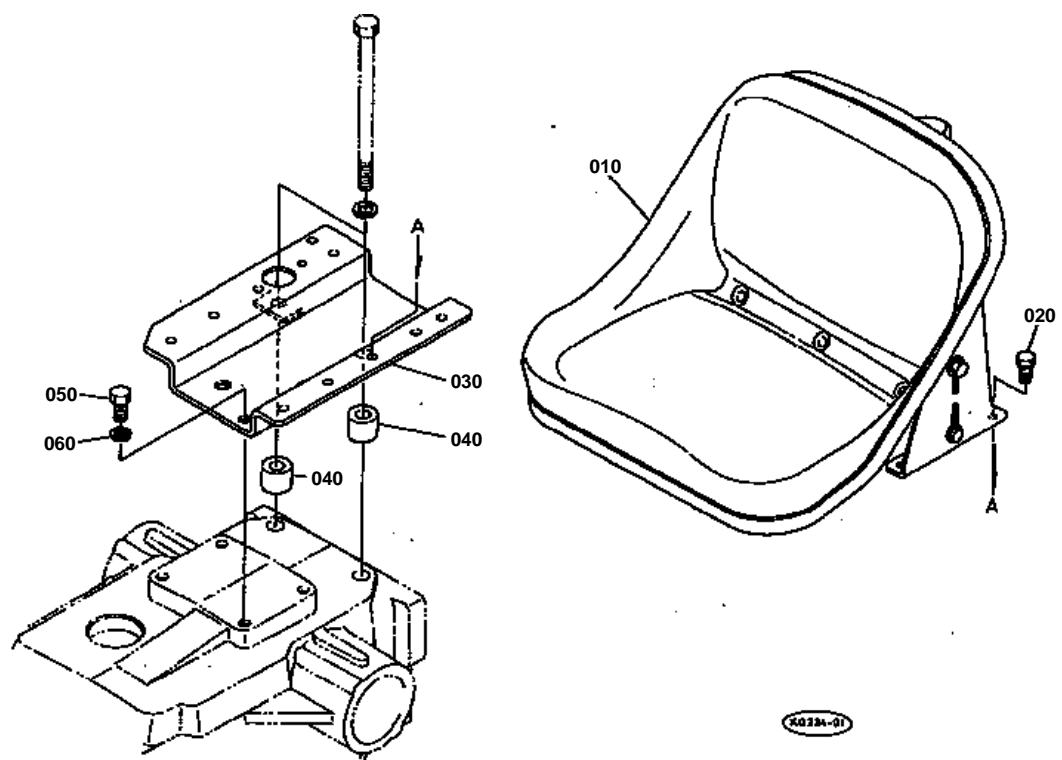




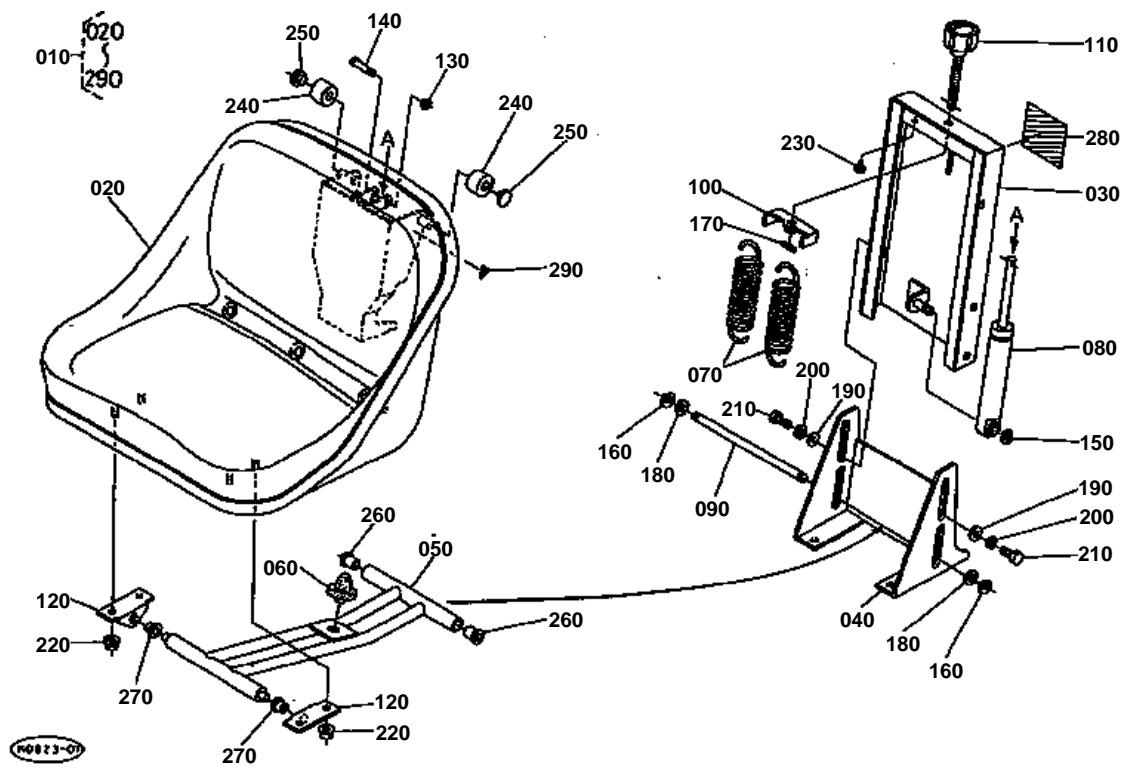
## HOOD REAR (BONNET REAR) 3

↔ Interchangeable; ≠ not interchangeable; ← new for old; → old for new

REF.No	Part No.	Description	Q'ty	S.No.	I/C	REMARKS	Weight (kgf)	Weight (lb)
010	35535-83550	COMP.BONNET REAR	1				4.05	8.91
020	01133-51016	BOLT	2				0.015	0.033
030	99999-99999	BLANK	0				0	0
040	33251-83930	SCREW SET BONNET	6				0.02	0.044
050	04411-50300	WASHER TOOTHED	6				0.001	0.0022
060	35535-83640	COMP.BONNET REAR	1				2.3	5.06
070	33251-83870	CUSHION BONNET	3				0.007	0.0154
080	36200-04680	CUSHION	2				0.009	0.0198
090	38240-29570	PLUG	6	≤69999			0.001	0.0022
090	38240-29570	PLUG	10	≥70001			0.001	0.0022
100	34159-34290	PLUG	2				0.004	0.0088
110	36760-90390	PLUG	4	≤69999			0.005	0.011







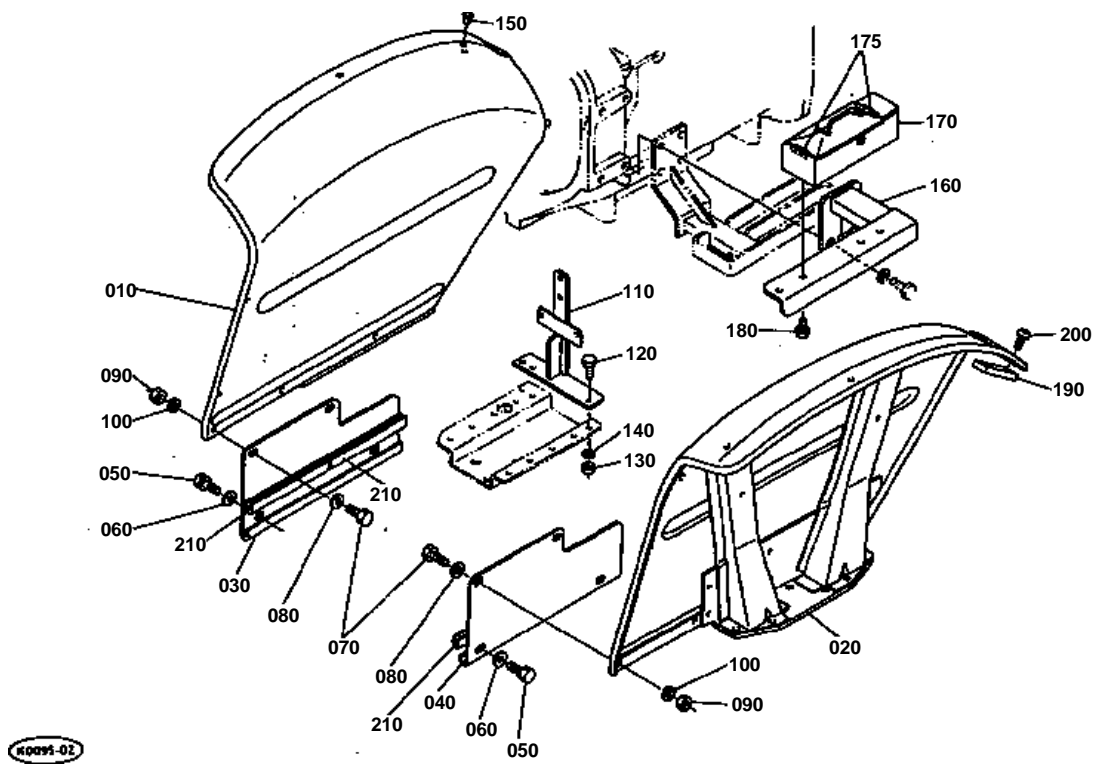




## SEAT [COMPONENT PARTS]

↔ Interchangeable; ≠ not interchangeable; ← new for old; → old for new

REF.No	Part No.	Description	Q'ty	S.No.	I/C	REMARKS	Weight (kgf)	Weight (lb)
010	35420-85010	ASSY SEAT	1				16.5	36.3
020	35822-85160	ASSY CUSHION SEAT	1				8	17.6
030	36530-85170	COMP.CASE OUTER	1				3.08	6.776
040	36530-85180	COMP.GASSET	1				2	4.4
050	36530-85190	COMP.ARM SWING	1				1.8	3.96
060	36530-85240	RUBBER STOPPER	1				0.025	0.055
070	36530-85260	SPRING COIL	2				0.4	0.88
080	36530-85270	DAMPER OIL	1				0.25	0.55
090	36530-85280	SHAFT	1				0.2	0.44
100	36530-85290	COMP.NUT HANGER	1				0.09	0.198
110	36530-85310	HANDLE ADJUSTING	1				0.09	0.198
120	36530-85320	SUPPORT	2				0.12	0.264
130	04613-00030	CIR CLIP EXTERNAL	1				0	0
140	36530-85340	PIN DAMPER	1				0.01	0.022
150	04612-00100	CIR CLIP EXTERNAL	1				0.001	0.0022
160	04613-00100	CIR CLIP EXTERNAL	2				0.001	0.0022
170	05411-00414	PIN SPRING	1				0.001	0.0022
180	36530-85380	WASHER PLAIN	2				0.025	0.055
190	36530-85390	WASHER PLAIN	2				0.002	0.0044
200	04512-50100	WASHER SPRING	2				0	0
210	01073-51020	BOLT	2				0.024	0.0528
220	02751-50080	NUT FLANGE	4				0.006	0.0132
230	36530-85440	RUBBER PROTECTOR	2				0.001	0.0022
240	36530-85470	ROLLER	2				0.022	0.0484
250	36530-85480	WASHER PLAIN	2				0.03	0.066
260	36530-85490	BUSH	2				0.01	0.022
270	36530-85510	BUSH FLANGE	2				0.005	0.011
280	36530-85580	LABEL	1				0.001	0.0022
290	36530-85590	MARK TRIANGLE	2				0.001	0.0022



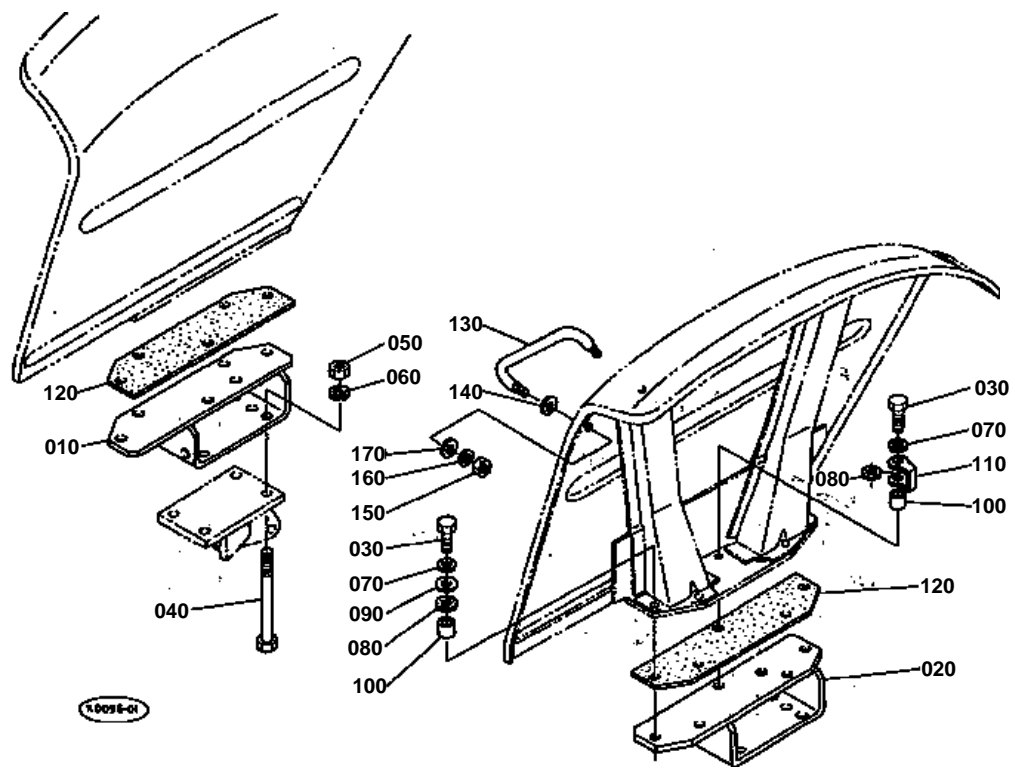


## FENDER

↔ Interchangeable; ≠ not interchangeable; ← new for old; → old for new

REF.No	Part No.	Description	Q'ty	S.No.	I/C	REMARKS	Weight (kgf)	Weight (lb)
010	35533-87010	FENDER RH	1				17	37.4
020	35533-87020	FENDER LH	1				16.8	36.96
030	35572-87210	SUPPORT FENDER RH	1				1.98	4.356
040	35572-87220	SUPPORT FENDER LH	1				0.05	0.11
050	01123-50816	BOLT	4				0	0
060	04013-50080	WASHER PLAIN	4				0	0
070	01173-51020	BOLT	4				0.017	0.0374
080	04011-50100	WASHER PLAIN	4				0.002	0.0044
090	02118-50100	NUT	4				0.005	0.011
100	04512-50100	WASHER SPRING	4				0	0
110	35533-90113	STAY SMV	1				0.95	2.09
120	01123-50820	BOLT	1				0.011	0.0242
130	02114-50080	NUT	1				0.005	0.011
140	04512-50080	WASHER SPRING	1				0	0
150	38240-29290	PLUG	2				0.001	0.0022
160	35533-90140	SUPPORT TOOLS CASE	1				2.7	5.94
170	35860-90200	COMP.BOX TOOLS	1				2.58	5.676
175	35533-90160	CUSHION	2				0.006	0.0132
180	01133-51022	BOLT	2				0.025	0.055
190	35593-87400	PLATE BALANCE	2				0.15	0.33
200	03004-50816	SCREW WITH WASHER	4				0.01	0.022
210	33251-87140	CUSHION FENDER	4				0.02	0.044

## FENDER BRACKET

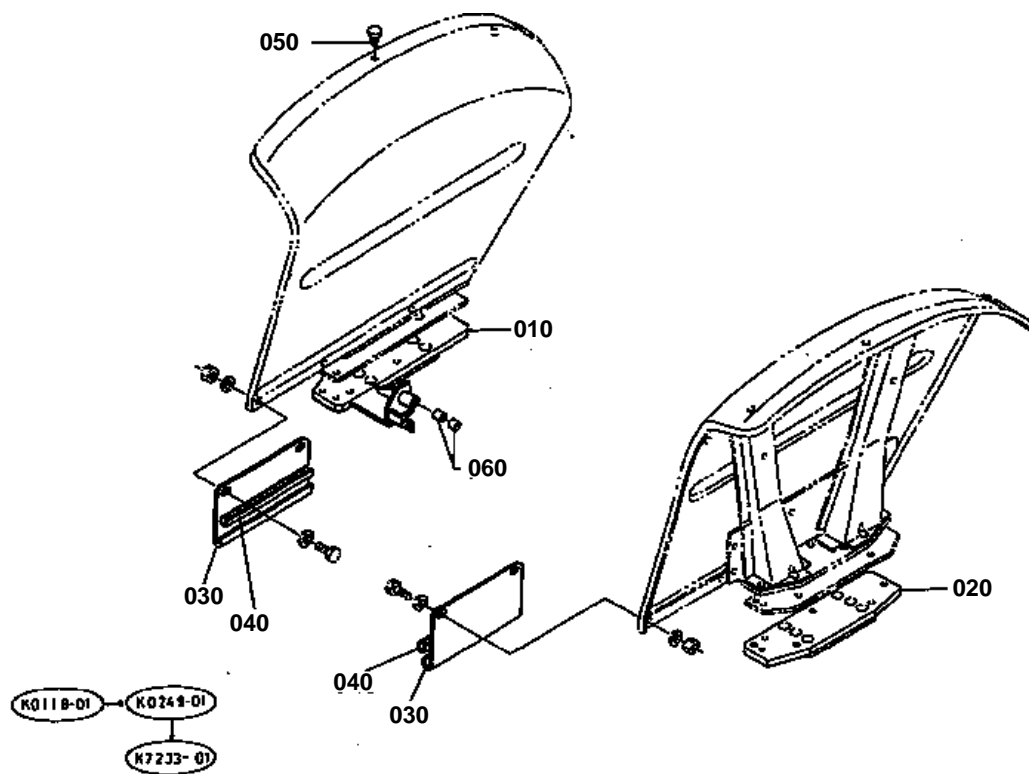




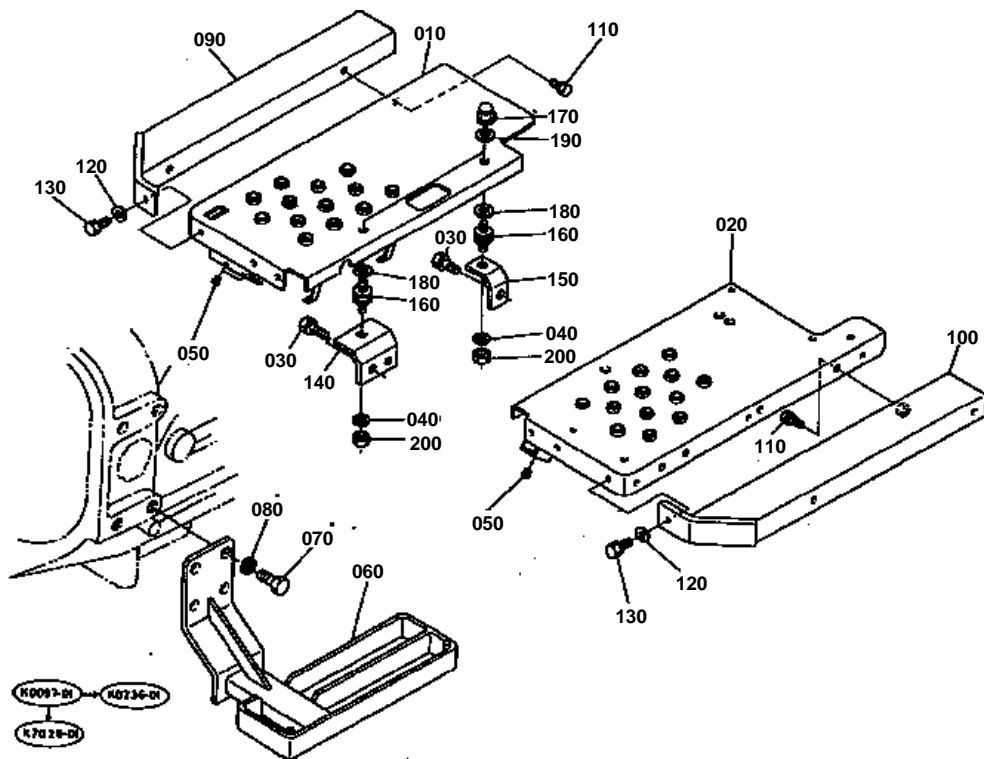
## FENDER BRACKET

↔ Interchangeable; ≠ not interchangeable; ← new for old; → old for new

REF.No	Part No.	Description	Q'ty	S.No.	I/C	REMARKS	Weight (kgf)	Weight (lb)
010	36580-87040	BRACKET FENDER RH	1				8	17.6
020	36500-87052	BRACKET FENDER LH	1				9.2	20.24
030	01173-51245	BOLT	10				0.049	0.1078
040	36200-87080	BOLT	8				0.466	1.0252
050	02176-50160	NUT	8				0.025	0.055
060	04512-50160	WASHER SPRING	8				0	0
070	04512-50120	WASHER SPRING	10				0	0
080	33251-87110	PAD FENDER	10				0.004	0.0088
090	33251-87120	WASHER	8				0.02	0.044
100	36200-87130	PIECE DISTANCE	10				0.02	0.044
110	33251-87150	PLATE FENDER EARTH	2				0.04	0.088
120	35707-87160	RUBBER FENDER	2				0.38	0.836
130	36200-87320	BALUSTRADE	1				0.32	0.704
140	36200-87330	CUSHION	2				0.002	0.0044
150	02114-50100	NUT	2				0.005	0.011
160	04512-50100	WASHER SPRING	2				0	0
170	04013-50100	WASHER PLAIN	2				0	0



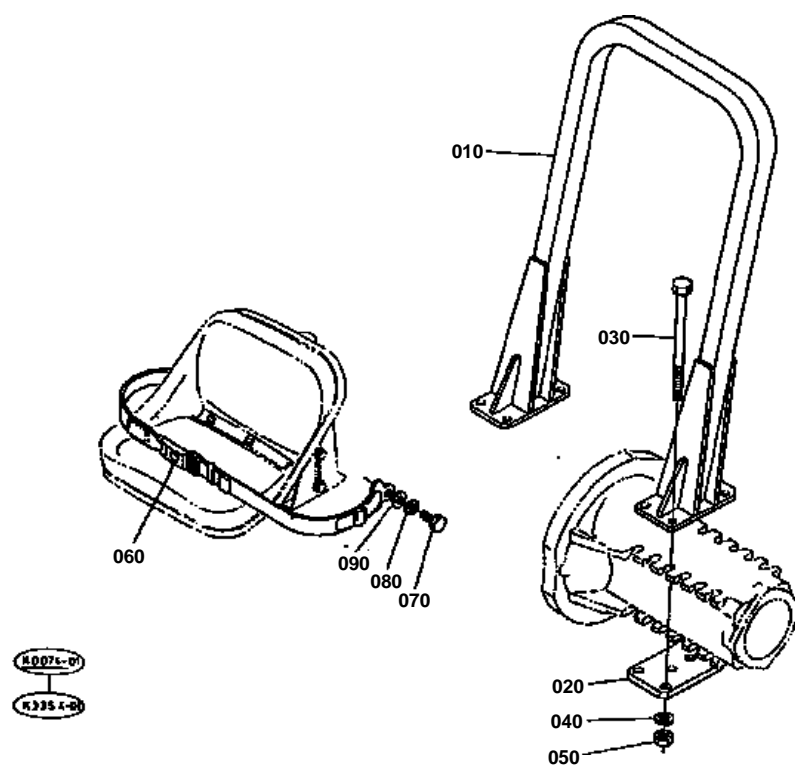




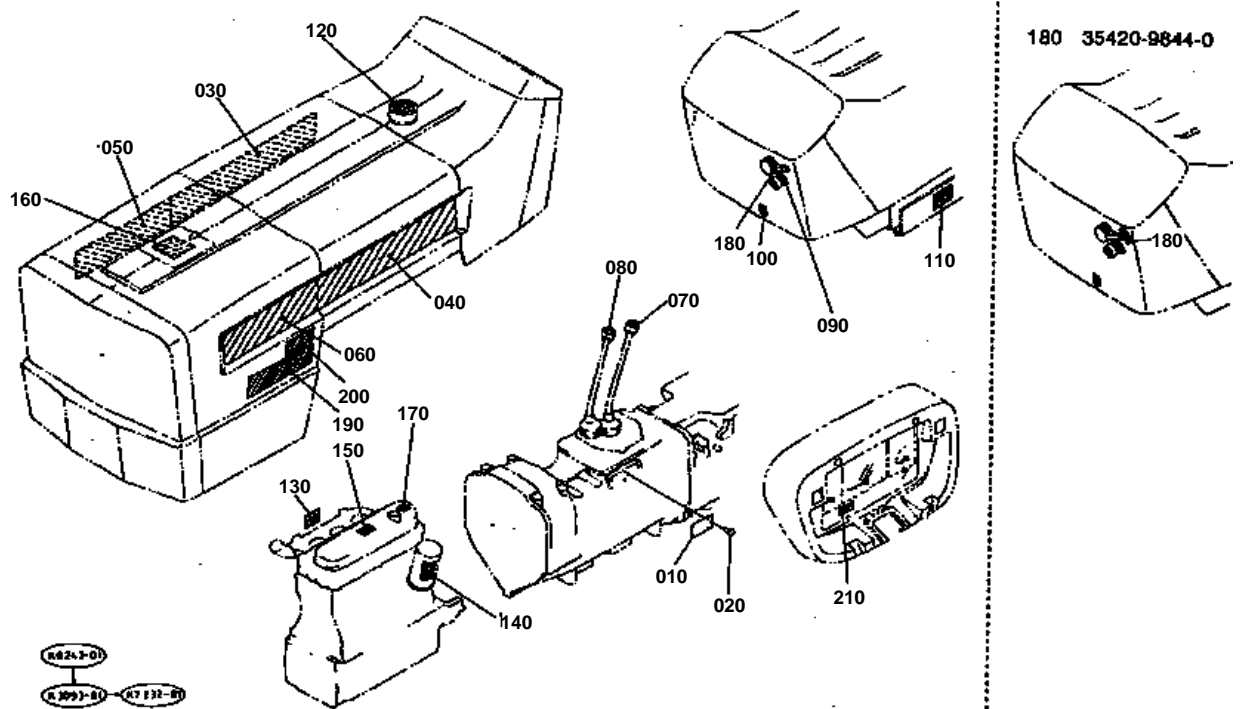


↔ Interchangeable; ≠ not interchangeable; ← new for old; → old for new

REF.No	Part No.	Description	Q'ty	S.No.	I/C	REMARKS	Weight (kgf)	Weight (lb)
010	35533-87065	STEP RH	1				3.85	8.47
020	35533-87075	STEP LH	1				3.57	7.854
030	01133-51022	BOLT	6				0.025	0.055
040	04512-50080	WASHER SPRING	4				0	0
050	35533-87090	CUSHION PEDAL	3				0.002	0.0044
060	35533-87310	STEP AUX	1				4.5	9.9
070	01173-51850	BOLT	2				0.13	0.286
080	04512-50180	WASHER SPRING	2				0	0
090	35533-87170	STEP EXTENSION RH	1				1.55	3.41
100	35533-87190	STEP EXTENSION LH	1				1.5	3.3
110	01133-51020	BOLT	4				0.02	0.044
120	04013-50080	WASHER PLAIN	2				0	0
130	01123-50816	BOLT	2				0	0
140	35593-87380	STAY STEP	2				0.2	0.44
150	35593-87390	STAY STEP	2				0.07	0.154
160	35593-87410	CUSHION	4				0.05	0.11
170	36919-53380	NUT CAP	4				0.01	0.022
180	04015-50080	WASHER PLAIN	4				0	0
190	04013-50080	WASHER PLAIN	4				0	0
200	02114-50080	NUT	4				0.005	0.011





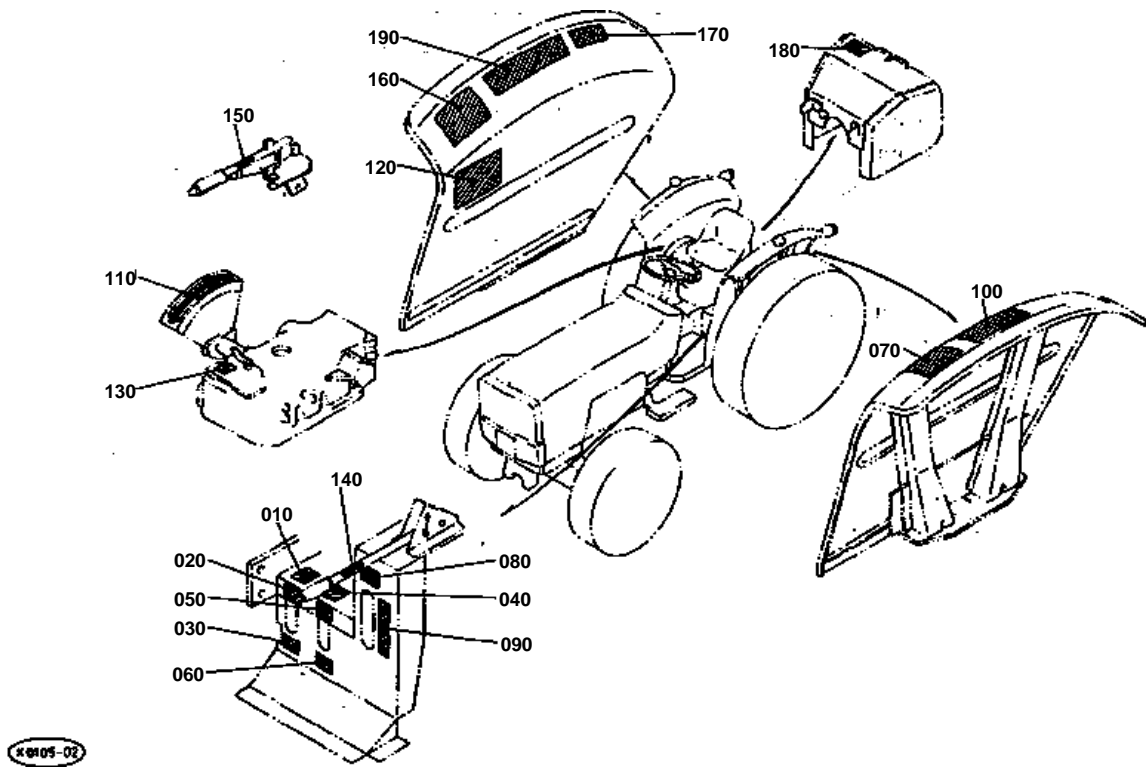




# LABEL 1

↔ Interchangeable; ≠ not interchangeable; ← new for old; → old for new

REF.No	Part No.	Description	Q'ty	S.No.	I/C	REMARKS	Weight (kgf)	Weight (lb)
010	35572-98120	NAME PLATE	1	≤60082			0	0
010	35572-98122	NAME PLATE	1	≥60083	←		0	0
020	34152-57920	RIVET	5				0.001	0.0022
030	35572-98180	MARK KUBOTA RH	1	≤60082			0.03	0.066
030	35572-98182	MARK KUBOTA RH	1	≥60083	≠		0.022	0.0484
040	35572-98210	MARK KUBOTA LH	1	≤60082			0.03	0.066
040	35572-98212	MARK KUBOTA LH	1	≥60083	≠		0.023	0.0506
050	35572-98200	MARK MODEL RH	1	≤60082			0.001	0.0022
050	35572-98203	MARK MODEL RH	1	≥60083	≠		0.001	0.0022
060	35572-98220	MARK MODEL LH	1	≤60082			0.001	0.0022
060	35572-98223	MARK MODEL LH	1	≥60083	≠		0.01	0.022
070	35533-98950	LABEL MAIN SHIFT	1				0	0
080	35533-98960	LABEL HI-LO SHIFT	1				0	0
090	35822-98180	MARK MAIN SWITCH	1				0.001	0.0022
100	35822-98430	LABEL ENGINE STOP	1	≤60094			0	0
100	35080-65280	LABEL KEY STOP	1	≥60095	←		0.001	0.0022
110	35820-98632	LABEL START CAUTION	1				0.003	0.0066
120	36919-56400	MARK RED(FUEL CAP)	1				0.001	0.0022
130	15453-88310	LABEL OIL	1				0.001	0.0022
140	15453-88430	LABEL FUEL FILTER	1				0.001	0.0022
150	15453-88390	LABEL OIL FILTER	1				0.001	0.0022
160	15453-88610	LABEL RADIATOR	1				0.001	0.0022
170	15222-88210	LABEL CAUTION	1				0.003	0.0066
180	35420-98440	LABEL HAZARD FLASHER	1	≤69999			0	0
180	32539-65530	LABEL HAZARD MARK	1	≥70001	≠		0.001	0.0022
190	35502-98990	LABEL UTILITY	2				0.002	0.0044
200	35572-98130	MARK 4WD	2				0.002	0.0044
210	35593-98260	LABEL 4WD LEVER	1	≥70001			0.001	0.0022



↔ Interchangeable; ≠ not interchangeable; ← new for old; → old for new

REF.No	Part No.	Description	Q'ty	S.No.	I/C	REMARKS	Weight (kgf)	Weight (lb)
010	35533-98310	LABEL CREEP	1				0.001	0.0022
020	35533-98450	LABEL CREEP	1				0.001	0.0022
030	35533-98460	LABEL CREEP	1				0.001	0.0022
040	35533-98650	LABEL DT	1				0.001	0.0022
050	35533-98660	LABEL DT	1				0	0
060	35533-98700	LABEL DT	1				0	0
070	35822-98240	LABEL PTO SHIFT LVR.	1				0.001	0.0022
080	35533-98330	LABEL PTO	1				0.001	0.0022
090	35533-98400	LABEL PTO	1				0	0
100	35593-98340	LABEL SPEED	1				0.003	0.0066
110	35533-98370	LABEL HYD.CONTROL	1				0.003	0.0066
120	35533-98562	LABEL AUX.CON.VALVE	1				0.006	0.0132
130	35533-98380	LABEL DOWN SPEED	1				0.001	0.0022
140	35801-98810	LABEL CLUTCH LEVER	1				0.001	0.0022
150	35801-98820	LABEL HAND BRAKE	1				0.001	0.0022
160	35260-34912	LABEL SAFETY	1	≤60076			0	0
160	35260-34913	LABEL SAFETY	1	≥60077	←		0	0
170	35260-29790	LABEL DRAWBAR	1				0.002	0.0044
180	35260-25340	LABEL PTO WARNING	1				0.005	0.011
190	35260-29782	LABEL ROPS WARNING	1				0.001	0.0022

**IMAGE NOT AVAILABLE**



