

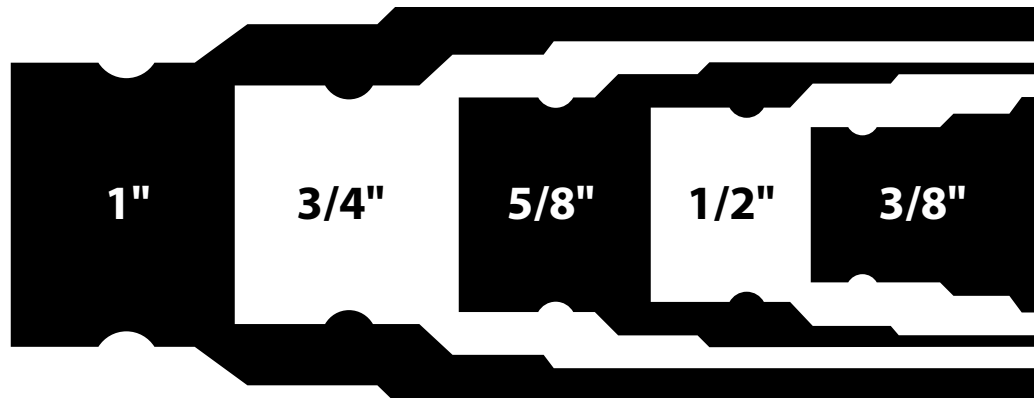
The fractional ( $\frac{1}{2}$ ",  $\frac{3}{4}$ ", etc.) coupler sizes shown here are nominal only. To identify your existing hydraulic quick couplers, match the male coupler to one of the outlines show below.

## ISO 16028

### HT Series Flush-Face

Interchanges with:

- Faster FFI Series
- Holmbury A Series
- Parker FEM Series
- Snap-Tite 74 Series

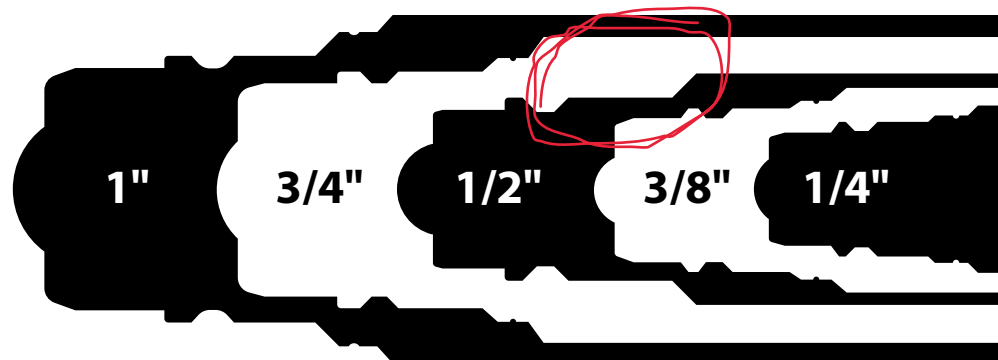


## ISO 5675

### AG Series Agricultural

Interchanges with:

- Faster NS Series
- Parker/Pioneer 4000 Series
- Safeway S20 Series
- Tomco PC Series

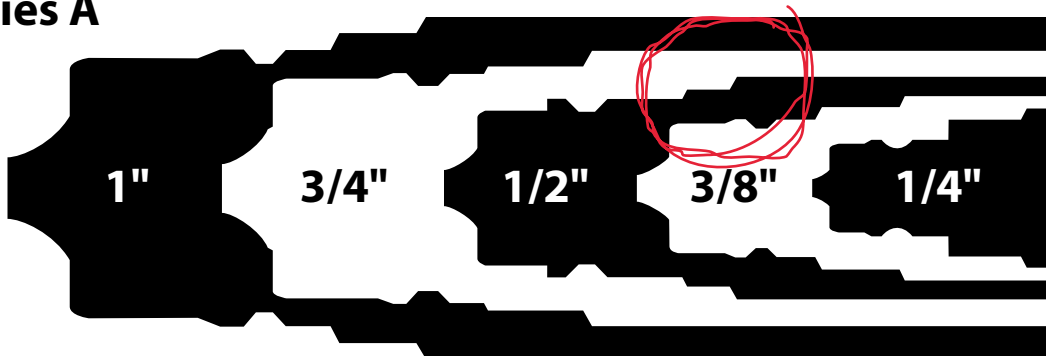


## ISO 7241-1 Series A

### 600 Series Hydraulic

Interchanges with:

- Aeroquip FD56 (5600) Series
- Faster ANV Series
- Hansen HA15000 Series
- Parker 6600 Series
- Safeway S56 Series



## ISO 7241-1 Series B

### 700 Series Hydraulic

Interchanges with:

- Aeroquip FD45 Series
- Faster HNV Series
- Hansen HK Series
- Parker 60 Series
- Snap-Tite 72 Series

