

# QUICK HOOKS

[FIND PRICING IN JOBBER ON WEBSITE](#)

Stock No.	Chain Diameter	Inside Pitch	Application	Std. Pkg.	Wt./Pkg.
10218	7/32"	1-7/8"	Passenger	25	1
10250	1/4"	1-7/8"	Garden Tractor	25	1
10281	9/32"	2-1/8"	Light Truck	25	2
10312	5/16"	2-1/2"	Medium Truck	25	2
10375	3/8"	2-1/8"	Heavy Truck	25	4
10406	7/16"	3"	Off Road	25	6
10N95	5/16"	2-1/8"	Off Road Norse Type	1	.18



## CROSS CHAIN REPAIR LINKS

Stock No.	Chain Diameter	Application	Std. Pkg.	Wt./Pkg.
9233	3/0	Passenger Car	50	1
9253	5/0	Light Truck	50	2
9263	6/0	Medium Truck	50	4
9273	7/0	Heavy Truck	50	5
9280	9/0	3/8" Square Link	50	8
9282	11/0	7/16" Square Link	50	13
9284	14/0	1/2" Square Link	50	22



## SIDE CHAIN REPAIR LINKS

Stock No.	Chain Dia.	Inside Length	Application	Std. Pkg.	Wt./Pkg.
9116A	7/32"	1-1/4"	Passenger Car	50	2
9116B	1/4"	1-1/4"	Light Truck	50	3
9116C	5/16"	1-1/2"	Medium Truck / Truck	50	7
9116D	3/8"	1-5/8"	Grader	50	11
9116E	7/16"	2-1/2"	Loader	10	3
9116F	1/2"	3-1/4"	Giant OTR	10	5



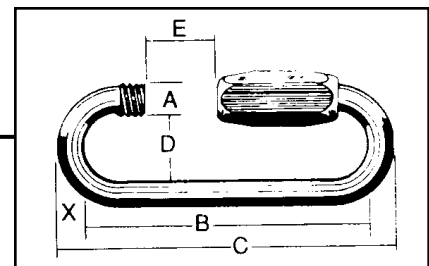
## LINK REPAIR RING (TO REPAIR NET, DIAMOND BACK)

Stock No.	Ring Diameter	Inside Length	Std. Pkg.	Wt./Pkg.
RING-6	1/4"	1.5"	1	1
RING-13	1/2"	2"	1	1
RING-16	5/8"	3"	1	1



## QUICK LINKS

Fast, easy connections for permanent or temporary attachment. Applications with low carbon chain only. Bright zinc finish.

[FIND PRICING IN JOBBER ON WEBSITE](#)


STOCK NO.	TRADE SIZE		DIMENSIONS, INCHES					WEIGHT/ EACH	LIMIT/ LBS.	PIECES PER BAG
	INCH.	MM	A	B	C	D	E			
QL125	1/8"	3.5	0.188	1.125	1.375	0.375	0.188	0.02	220	10
QL192	3/16"	5.0	0.281	1.500	1.875	0.500	0.250	0.04	610	10
QL281	1/4"	6.0	0.375	1.750	2.250	0.563	0.281	0.08	880	10
QL312	5/16"	8.0	0.500	2.313	2.875	0.688	0.375	0.16	1540	10
QL375	3/8"	9.0	0.500	2.438	3.125	0.750	0.438	0.24	1980	10
QL437	7/16"	10.0	0.531	2.688	3.500	0.813	0.500	0.38	2920	10
QL531	1/2"	12.0	0.594	3.188	4.125	0.938	0.625	0.56	3300	10

# SHACKLES

## (Galvanized Screw Pin)

Stock No.	Diameter
SGC250	1/4"
SGC312	5/16"
SGC375	3/8"
SGC437	7/16"
SGC531	1/2"
SGC625	5/8"



## (PIN COUPLER SHACKLE)

Stock No.	Diameter
PCS-250	1/4" 6 MM
PCS-312	5/16" 8 MM
PCS-375	3/8" 10 MM
PCS-531	1/2" 13 MM
PCS-625	5/8" 16 MM
PCS-750	3/4" 19 MM



## (Alloy Screw Pin)

SAC437	7/16"
SAC531	1/2"
SAC625	5/8"
SAC750	3/4"



## T AND L HANDLES

Stock No.	Description
T2800	Heavy Truck T
T2801	Light Truck T
L2800	Heavy Truck L
L2801	Light Truck L
TC-TOOL	Heavy Truck L



# COLD SHUTS

FIND PRICING IN JOBBER ON WEBSITE

STOCK NO.	TRADE SIZE INCHES	INSIDE LENGTH	INSIDE WIDTH	WEIGHT EACH	PIECES PER BAG	WORKING LOAD
CS192	3/16"	1-5/16"	11/32"	.02	10	450
CS281	1/4"	1-3/16"	3/8"	.04	10	750
CS312	5/16"	1-3/8"	7/16"	.10	10	1250
CS375	3/8"	1-1/2"	5/8"	.16	10	1900

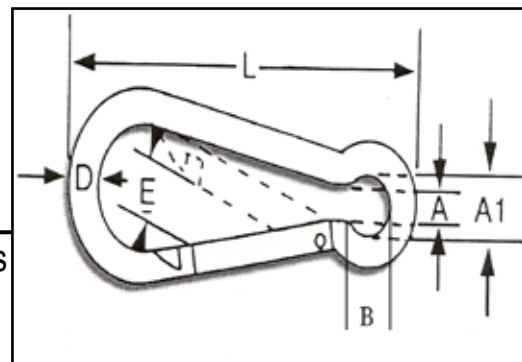


# SNAP HOOKS

Fast, easy connections for temporary attachment. Applications with low carbon chain only. Bright zinc finish.

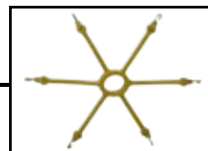
FIND PRICING IN JOBBER ON WEBSITE

STOCK NO.	TRADE SIZE		DIMENSIONS, IN " MM "					WEIGHT/ EACH	LIMIT/ LBS.	PIECES PER BAG
	INCH.	MM ( D )	A1	A	B	E	L			
SH440	5/32"	4.0	9	5	6.5	7	40	.02	990	10
SH550	3/16"	5.0	10	6	7.5	8	50	.04	1254	10
SH660	1/4"	6.0	13	8	9.0	9	60	.06	1474	10
SH770	9/32"	7.0	13	8	10.0	9	70	.10	1650	10
SH880	5/16"	8.0	13	8	11.5	9	80	.14	1914	10
SH990	3/8"	9.0	14	8	13.0	9	90	.20	2090	10
SH1010	11/32"	10.0	15	12	15.0	13	100	.26	2090	10
SH1112	7/16"	11.0	18	14	19.0	15	120	.40	2310	10
SH1214	15/32"	12.0	20	13	18.0	19	140	.56	2816	10
SH1316	1/2"	13.0	22	14	20.0	26	160	.78	2970	10
SH1418	17/32"	14.0	25	21	25.0	32	180	.98	2980	10
SH1520	9/16"	15.0	25	21	25.0	40	200	1.20	3110	10

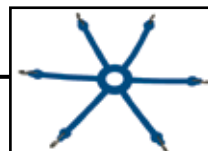


## SPIDER BUNGEEES

Stock No.	Adjuster Type	Application	Std. Pkg.	Wt./Pr.
0212	SPIDER Rubber	Passenger	30 PR.	1



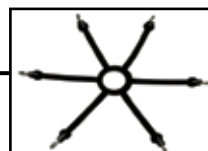
0216	SPIDER Rubber	Light Truck	30 PR.	1
------	---------------	-------------	--------	---



0218	H.D. SPIDER Rubber	Truck	30 PR.	1.8
------	--------------------	-------	--------	-----

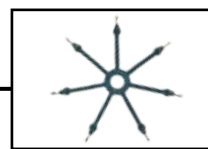


0220	H.D. SPIDER Rubber	Light Loader/Tractor	20 PR.	3
------	--------------------	----------------------	--------	---



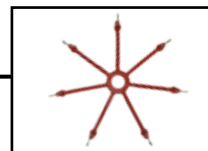
0213	SPIDER Rubber	Passenger	30 PR.	1
------	---------------	-----------	--------	---

For A1000 Series Passenger Cable, ATV, Garden Tractor, Snow Blower




0217	SPIDER Rubber	Light Truck	30 PR.	1.1
------	---------------	-------------	--------	-----

For A2000 Series Light Truck Cable Chains



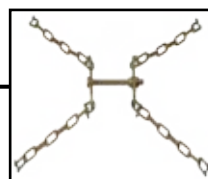
Stock No.	Adjuster Type	Application	Std. Pkg.	Wt./Pkg.
0214	RA1 / Rubber	Passenger Car	30 PR.	15
0225	RA10 / Rubber	Light Truck	30 PR.	18
0229	RA20 / Rubber	Heavy Truck	30 PR.	30
0238	H.D. Rubber	Passenger Car, LT	30 PR.	24
0239	H.D. Rubber	LT & Truck	30 PR.	26



0272	#2 / Spring	Light Truck	1 PR.	2
0273	#3 / Spring	Heavy Truck	1 PR.	6



0294	Link / Shackle	Large Chain	EACH	5
0296	Link / Shackle	Giant Chain	EACH	12



**CHAIN HANGER  
CH-1**



**NO DRILL CHAIN  
HANGER BRACKET  
PART# CHB-1**

Part Number	Page #	Wt.	Jobber
PARTS & ACCESSORIES			
39312N	73	1	15.52
39375N	73	2	22.59
39437N	73	2	27.73
39531N	73	3	40.52
40177	74	0.25	1.67
40192	74	0.25	2.01
40207	74	0.3	2.16
40218	74	0.35	2.47
40281	74	1	3.08
40312	74	1	3.58
40375	74	1	4.14
40437	74	2	5.95
40531	74	2	9.23
40750	74	5.2	25.88
40218C	74	3	38.04
40281C	74	6	47.40
40312C	74	9	59.26
40312H	74	1	4.15
40375H	74	1	5.47
40437H	74	2	6.03
A40218N	74	0.36	2.83
A40281N	74	1	4.02
A40312N	74	1	4.72
A40375N	74	1	5.41
A40437N	74	1	7.66
A40531N	74	2	18.46
2505	55	11	22.76
2505-O-RING	55	1	22.34
2507	55	9	312.20
7300HD	75	2.75	48.65
7301	75	1	21.18
7302	75	7	197.84
7502S	75	5	115.99
BC18	75	3	74.70
BC24	75	5	98.21
BC30	75	8	117.34
BC36	75	12	133.51
CAM4	74	1	11.71
CAM6	74	1	13.37
CAM7	74	1	14.23
9116A	76	0.04	0.89
9116B	76	0.6	1.02

# PARTS

Part Number	Page #	Wt.	Jobber
PARTS & ACCESSORIES			
9116C	76	0.14	1.89
9116D	76	0.14	2.05
9116E	76	0.3	4.66
9116F	76	1	6.07
9233	76	0.2	0.84
9253	76	0.4	1.03
9263	76	0.8	1.20
9273	76	0.9	1.48
9280	76	0.16	10.34
9282	76	0.26	13.33
9284	76	0.44	16.98
CH-1	78	31	203.40
CHB-1	78	5.1	39.40
CS192	77	0.02	0.54
CS281	77	0.04	0.63
CS312	77	0.1	1.04
CS375	77	0.16	1.22
F-3	15	0.01	3.67
L-3	15	.1	8.75
PK-1	15	0.05	4.65
PK-2	15	1	6.05
R-1	15	0.06	11.85
R-2	15	0.06	13.74
S-1	15	0.06	3.20
JC-1		0.85	13.86
L2800	77	0.38	7.28
L2801	77	1	7.07
T2800	77	0.44	7.22
T2801	77	1	6.88
TC-TOOL	77	0.45	45.41
PCS250	77	0.25	23.09
PCS312	77	0.32	32.36
PCS375	77	0.51	34.94
PCS531	77	0.65	37.82
PCS625	77	1	40.34
PCS750	77	1.1	50.42
QL125	76	0.02	0.71
QL192	76	0.04	0.88
QL281	76	0.08	1.50
QL312	76	0.16	1.70
QL375	76	0.24	2.35
QL437	76	0.38	3.08

Part Number	Page #	Wt.	Jobber
<b>PARTS &amp; ACCESSORIES</b>			
QL531	76	0.56	4.38
RING-6	76	1	18.54
RING-13	76	1	14.40
RING-16	76	1	21.54
SAC437	77	46	15.41
SAC531	77	1	18.79
SAC625	77	1	27.70
SAC750	77	1.2	35.12
SGC250	77	12	9.69
SGC312	77	19	10.49
SGC375	77	34	10.86
SGC437	77	1	11.59
SGC531	77	46	12.22
SGC625	77	1	11.86
SH440	77	0.02	0.75
SH550	77	0.04	0.88
SH660	77	0.06	1.02
SH770	77	0.1	1.32
SH880	77	0.14	1.61
SH990	77	0.2	2.35
SH1010	77	0.26	2.94
SH1112	77	0.4	3.97
SH1214	77	0.56	5.43
SH1316	77	0.78	7.33
SH1418	77	0.98	12.76
SH1520	77	1.2	15.88
SCM	79	1	22.85
SCL	79		23.93
SCXL	79	1	24.91
SC-SPIKES	79	0.3	13.98
WB-1		5.3	20.62
WB-3		6.6	27.97
<b>PRECUT CROSS CHAIN</b>			
2561	79-84	2	21.61
2563	79-84	2	21.96
2565	79-84	2	22.31
2567	79-84	2	23.16
2569	79-84	2	23.30
2594	79-84	2	20.66
2596	79-84	2	20.71
310DXC		1	44.82
310T2XC		1	46.09

# PARTS & PRECUT CROSS CHAIN

Part Number	Page #	Wt.	Jobber
<b>PRECUT CROSS CHAIN</b>			
310XC		1	33.26
310XCA		1	30.49
315XC		1	35.20
316XC		2	48.46
445XC		3	68.33
5214	79-84	0.25	2.68
5220	79-84	0.32	3.02
5222	79-84	0.36	3.23
5224	79-84	0.44	6.29
5414	79-84	0.2	3.47
5419	79-84	0.2	3.83
5420	79-84	0.22	3.94
5422	79-84	0.3	4.17
5814	79-84	0.32	3.10
5820	79-84	0.45	3.75
5822	79-84	0.48	3.96
6218	79-84	1	4.17
6219	79-84	1	4.32
6221	79-84	1	4.60
6221LM	79-84	1	6.13
6221SL	79-84	1	7.42
6221SLTWIST	79-84	0.76	8.29
6223	79-84	1	5.51
6225	79-84	1	5.77
6225LM	79-84	1	6.01
6225SL	79-84	1	7.95
6229	79-84	1	7.19
6229HP	79-84	2	29.42
6233	79-84	1	7.56
6250SL	79-84	1	10.19
6251	79-84	1	4.72
6251LM	79-84	1	6.22
6251SL	79-84	1	9.15
6251SLTWIST	79-84	1	14.13
6251SLX	79-84	1	10.82
6253	79-84	1	5.05
6253LM	79-84	1	7.17
6253SL	79-84	1	9.71
6253SLTWIST	79-84	2	9.75
6255	79-84	1	4.31
6256	79-84	1	5.59
6256HH	79-84	1	7.31

Part Number	Page #	Wt.	Jobber
<b>PRECUT CROSS CHAIN</b>			
6258	79-84	1	5.28
6258HP	79-84	3	33.77
6259	79-84	1	5.69
6259LM	79-84	1	9.15
6259SL	79-84	2	15.32
6260	79-84	1	6.28
6260HH	79-84	1	6.57
6260LM	79-84	1	7.87
6260SL	79-84	2	7.61
6260SLTWIST	79-84	1	7.80
6263	79-84	2	6.58
6263LM	79-84	2	12.38
6263SL	79-84	2	17.22
6263SLTWIST	79-84	2	12.64
6263SLX	79-84	2	12.88
6265	79-84	2	9.44
6266	79-84	2	9.22
6267	79-84	2	7.77
6268	79-84	2	8.07
6268SL	79-84	2	19.05
6434	79-84	2	8.06
6434HH	79-84	2	9.34
6436	79-84	2	11.63
6438	79-84	2	15.97
6438HH	79-84	3	14.88
6445	79-84	3	12.80
6630	79-84	3	14.32
6640	79-84	4	27.07
6650	79-84	5	30.56
6655	79-84	6	34.94
6660	79-84	10	50.40
6670	79-84	11	67.56
6680	79-84	13	74.95
6734	79-84	1	22.03
6736	79-84	1	23.52
6751	79-84	1	8.64
6753	79-84	1	9.50
6760	79-84	1	12.17
6763	79-84	2	12.95
6818	79-84	1	3.50
6819	79-84	1	4.05
6821	79-84	1	4.66

# PRECUT CROSS CHAIN

Part Number	Page #	Wt.	Jobber
<b>PRECUT CROSS CHAIN</b>			
6822	79-84	1	5.70
6823	79-84	1	4.68
6825	79-84	1	4.88
6827	79-84	1	10.22
6829HP	79-84	2	41.52
6830	79-84	3	22.44
6853	79-84	1	7.90
6858HP	79-84	3	44.43
6859	79-84	1	8.91
6860	79-84	2	9.25
6863	79-84	2	9.68
6864	79-84	1	9.86
6866	79-84	2	10.49
6905N	79-84	1	14.85
6906N	79-84	1	16.24
6909N	79-84	1	12.87
6912N	79-84	1	15.36
6913N	79-84	1	15.90
6914N	79-84	1	17.06
6915N	79-84	1	17.92
6916N	79-84	1	20.15
6917N	79-84	2	22.05
6922N	79-84	2	23.36
6923N	79-84	2	23.04
6924N	79-84	2	24.39
6925N	79-84	2	26.44
6927N	79-84	3	42.55
6928N	79-84	3	43.17
6929N	79-84	3	52.35
6930	79-84	4	44.82
6930N	79-84	4	60.48
6935N	79-84	4	70.48
6940	79-84	5	76.31
6940N	79-84	5	82.25
6950	79-84	7	82.66
6950N	79-84	7	84.38
6960	79-84	5	145.51
6960N	79-84	5	120.59
6970	79-84	12	91.35
6970N	79-84	12	146.41
6980	79-84	14	109.18
6980N	79-84	14	154.42