

STANADYNE Cold Start Advance

The cold advance system is a solenoid assembly (A) in relation with the advance piston (E), and connected through the wires (B) to a thermo-switch (F) located in thermostat cover.

When coolant temperature is below 50°C (122°F), the solenoid valve (C) is activated and opens the cold advance circuit. This directs transfer pump pressure to the cold advance piston (D), forcing the advance piston to the fully advanced position.


When coolant temperature reaches 50°C (122°F), the solenoid valve (C) is no more activated and due to the spring action, closes the cold advance circuit.

The normal advance is now running and is controlled by the speed and load advance mechanism.


The cold advance system is connected to the fuel shut-off terminals as follows:

- Red wire to positive terminal (G)
- Black wire to negative (ground) terminal (H)

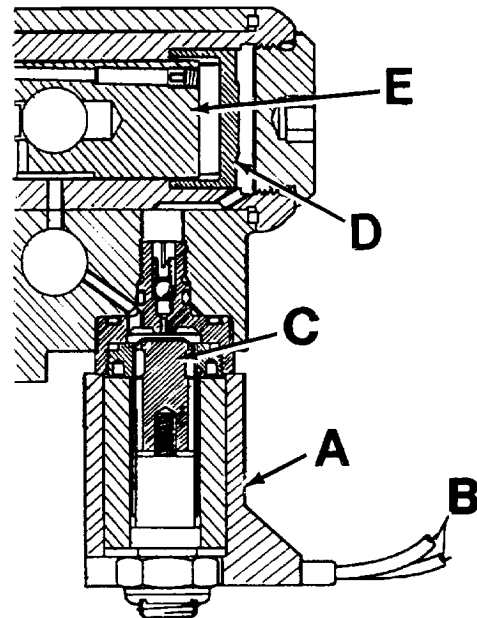
- A—Cold start advance solenoid assembly
- B—Electrical wires for thermo-switch connection
- C—Solenoid valve
- D—Cold advance piston
- E—Advance piston
- F—Thermo-switch
- G—Fuel shut-off positive terminal
- H—Fuel shut-off negative terminal



CD30691 -JUN-19MAY98



CD30696 -JUN-20MAY98



CD30692 -JUN-16JUN98

Continued on next page

CD,3274,G220,11 -19-20FEB01-2/3