



# ***Parts List Manual***

## ***Ex Series Compact Tractor***

---

# ***Ex450***

Cub Cadet Yanmar LLC  
P.O. Box 361052  
Cleveland, OH 44136-1052

PRINTED IN U.S.A.

Form No. 769-04711  
(03/09)

## INSTRUCTIONS FOR PARTS LIST MANUAL

ENGINE SECTION - PAGES 3 THROUGH 26

TRACTOR SECTION - PAGES 27 THROUGH 181

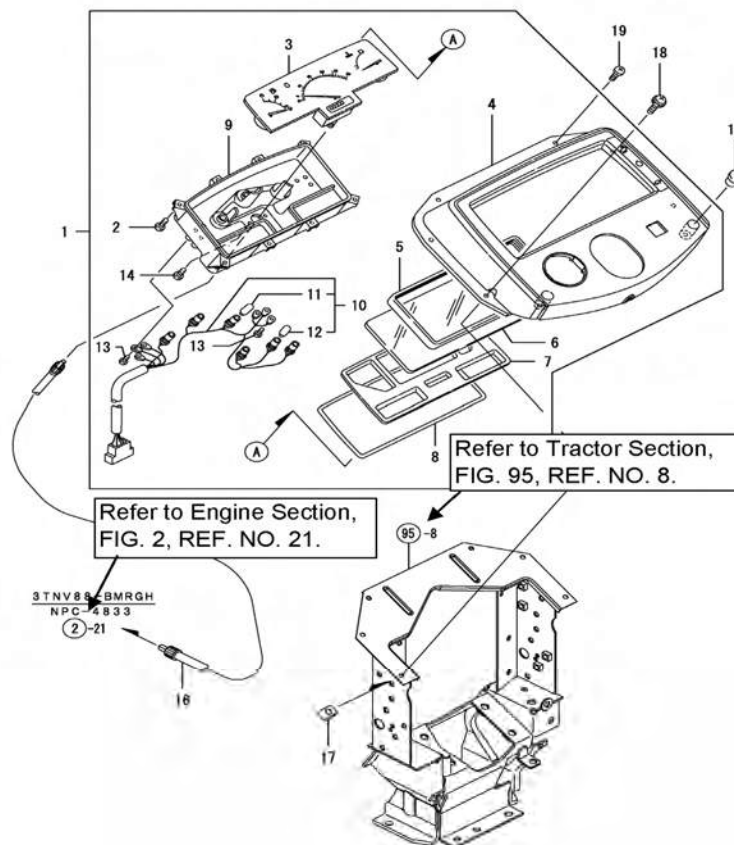
## EXAMPLE - FIGURE &amp; REFERENCE NUMBERS

Ex Series

134

Ex3200

FIG. 88. METER



## ENGINE SECTION INDEX

### FIG. NO. GROUP NAME

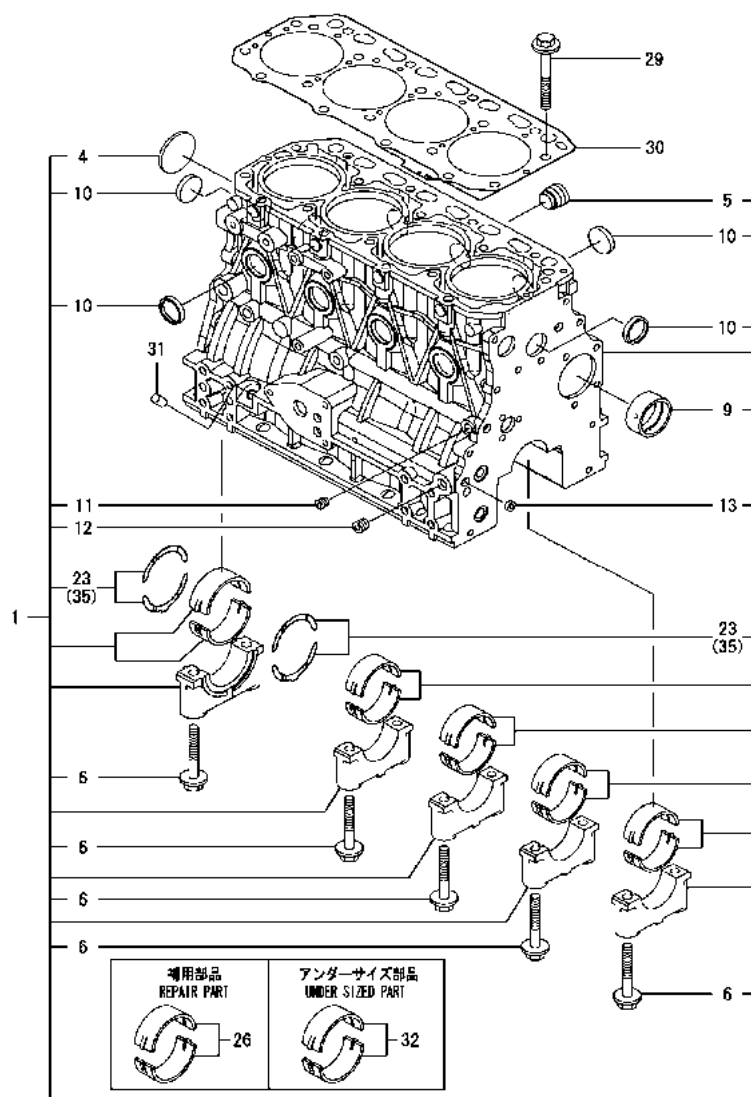
1	CYLINDER BLOCK
2	GEAR HOUSING
3	MOUNTING FLANGE & OIL SUMP
4	CYLINDER HEAD & BONNET
5	SUCTION MANIFOLD
6	EXHAUST MANIFOLD & SILENCER
7	CAMSHAFT & DRIVING GEAR
8	CRANKSHAFT & PISTON
9	HYDRAULIC PUMP
10	BALANCER
11	LUBRICATING OIL SYSTEM
12	COOLING WATER SYSTEM
13	FUEL INJECTION PUMP
14	GOVERNOR
15	FUEL INJECTION VALVE
16	STARTING MOTOR
17	GENERATOR

TRACTOR SECTION STARTS ON PAGE 34

---

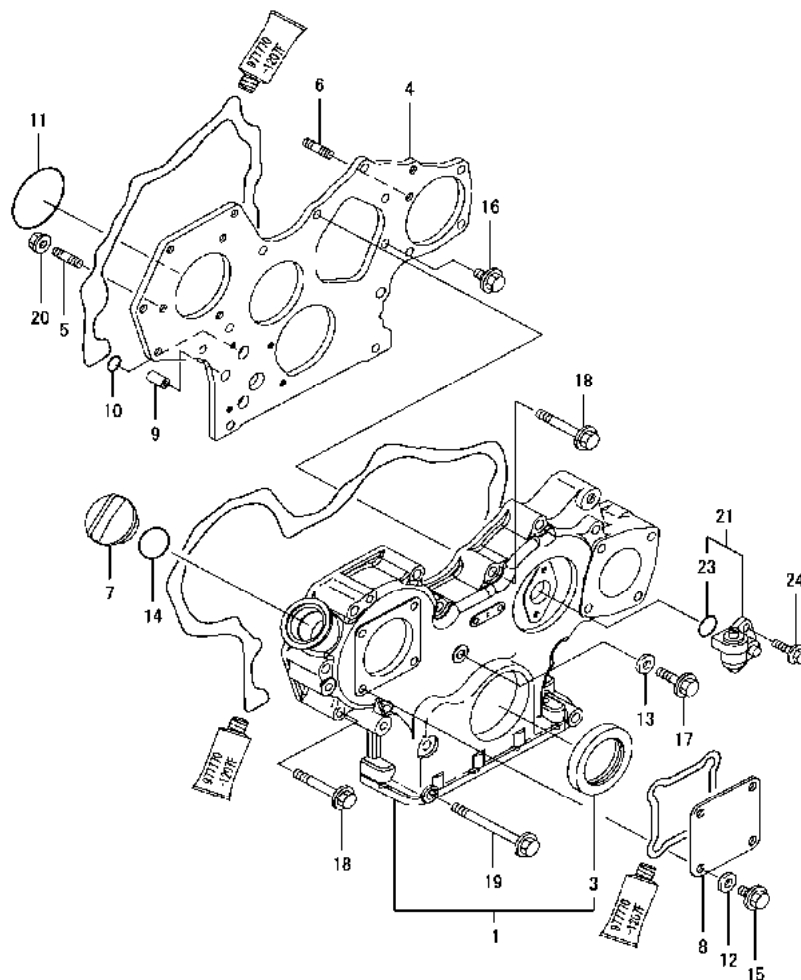
NOTES:

FIG.1.CYLINDER BLOCK



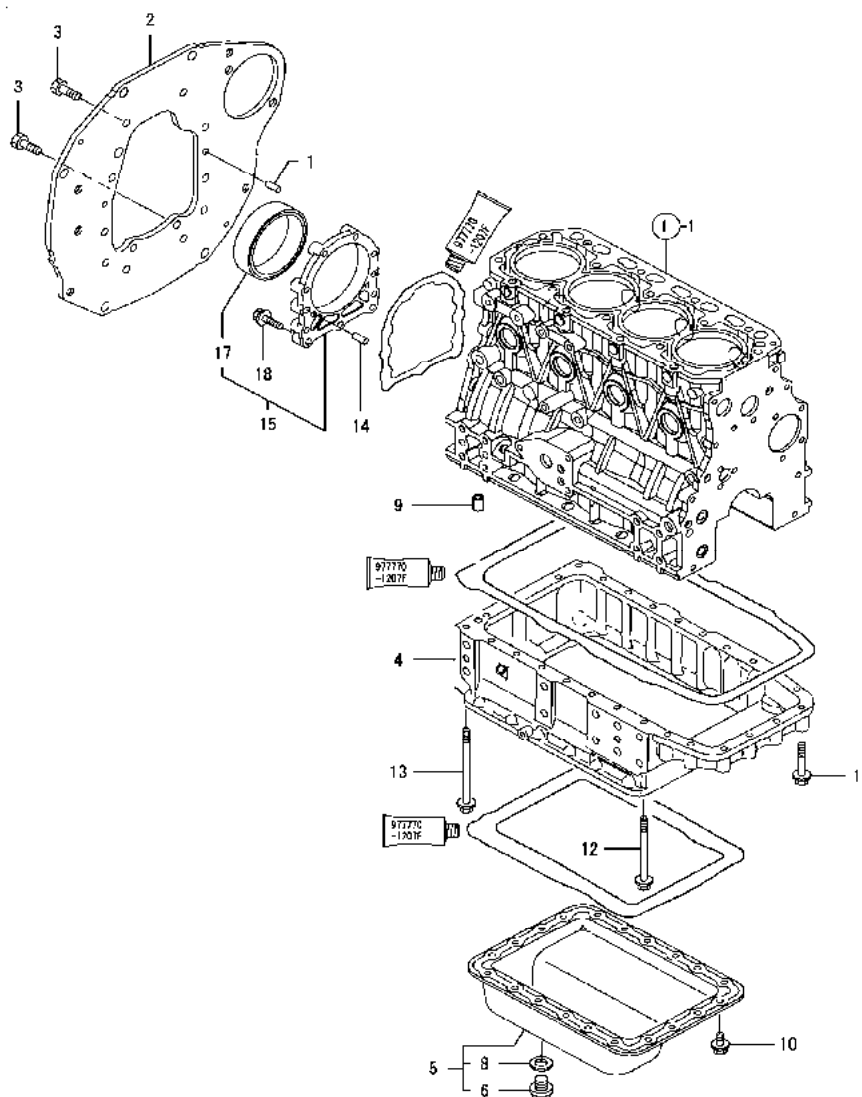
REF NO.	PART NUMBER	DESCRIPTION	QTY
1	CY-729659-01570	BLOCK ASSY, CYLINDER	1
4	CY-129001-01250	PLUG, 50	1
5	CY-171051-01921	PLUG, NPTF1	1
6	CY-129150-02020	BOLT, METAL CAP	10
9	CY-129795-02412	BUSH, CAMSHAFT A	1
10	CY-27241-300000	PLUG 30	8
11	CY-124060-01050	PLUG, PT1/8	1
12	CY-124160-01910	PLUG, PT1/4	2
13	CY-27241-120000	PLUG, 12	2
23	CY-129150-02931	METAL ASSY, THRUST	2
26	CY-129001-02931	MAIN BEARING SET	5
29	CY-129150-01200	BOLT, CYLINDER HEAD	18
30	CY-129407-01340	GASKET, HEAD	1
31	CY-119309-01810	PLUG	1
32	CY-129150-02871	MAIN METAL US=0.25	5
35	CY-129150-02941	BEARING, THRUST.25OS	1

FIG. 2. GEAR HOUSING



REF NO.	PART NUMBER	DESCRIPTION	QTY
1	CY-729008-01500	HOUSING ASSY, GEAR	1
3	CY-119934-01800	SEAL, OIL	1
4	CY-129008-01520	FLANGE, GEAR CASE	1
5	CY-119802-01561	STUD, M8X25	3
6	CY-129150-01580	STUD 8 X 30	1
7	CY-124160-01751	COVER, FILLER	1
8	CY-124240-01871	COVER, PUMP	1
9	CY-129795-01950	PIPE, KNOCK	2
10	CY-119609-32040	O-RING P16	2
11	CY-121850-51960	O-RING, F.I.PUMP	1
12	CY-22190-080002	SEAL WASHER 8S	4
13	CY-22190-080002	SEAL WASHER 8S	1
14	CY-24311-000320	O-RING 1A P-32.0	1
15	CY-26106-080162	BOLT M 8X 16 PLATED	4
16	CY-26106-080162	BOLT M 8X 16 PLATED	3
17	CY-26106-080302	BOLT M 8X 30 PLATED	1
18	CY-26106-080552	BOLT M 8X 55 PLATED	10
19	CY-26106-080852	BOLT M 8X 85 PLATED	3
20	CY-26306-080002	NUT, M8	3
21	CY-129150-91400	GEAR, UNIT	1
23	CY-24341-000240	O-RING 1A S-24.0	1
24	CY-26106-060162	BOLT M 6X 16 PLATED	2

FIG. 3. MOUNTING FLANGE &amp; OIL SUMP



REF NO.	PART NUMBER	DESCRIPTION	QTY
1	CY-129100-01580	PARALLEL PIN, M8X16	2
2	CY-129126-01600	FLANGE, MOUNTING	1
3	CY-26206-100202	BOLT M10X20	8
4	CY-129550-01702	SUMP, LUB.OIL	1
5	CY-729429-01721	COVER ASSY, OIL SUMP	1
6	CY-105425-01690	PLUG, M16	1
8	CY-22190-160002	WASHER, 16	1
9	CY-129555-01750	PIPE, KNOCK	1
10	CY-26106-080122	BOLT M 8X 12 PLATED	20
11	CY-26106-080502	BOLT M 8X 50 PLATED	8
12	CY-26106-081002	BOLT M 8X100 PLATED	14
13	CY-26106-081202	BOLT M 8X120 PLATED	4
14	CY-129100-01580	PARALLEL PIN, M8X16	2
15	CY-729402-01650	CASE ASSY, OIL SEAL	1
17	CY-129120-01780	SEAL, OIL	1
18	CY-129486-01670	BOLT, M8X30	9

FIG. 4. CYLINDER HEAD &amp; BONNET

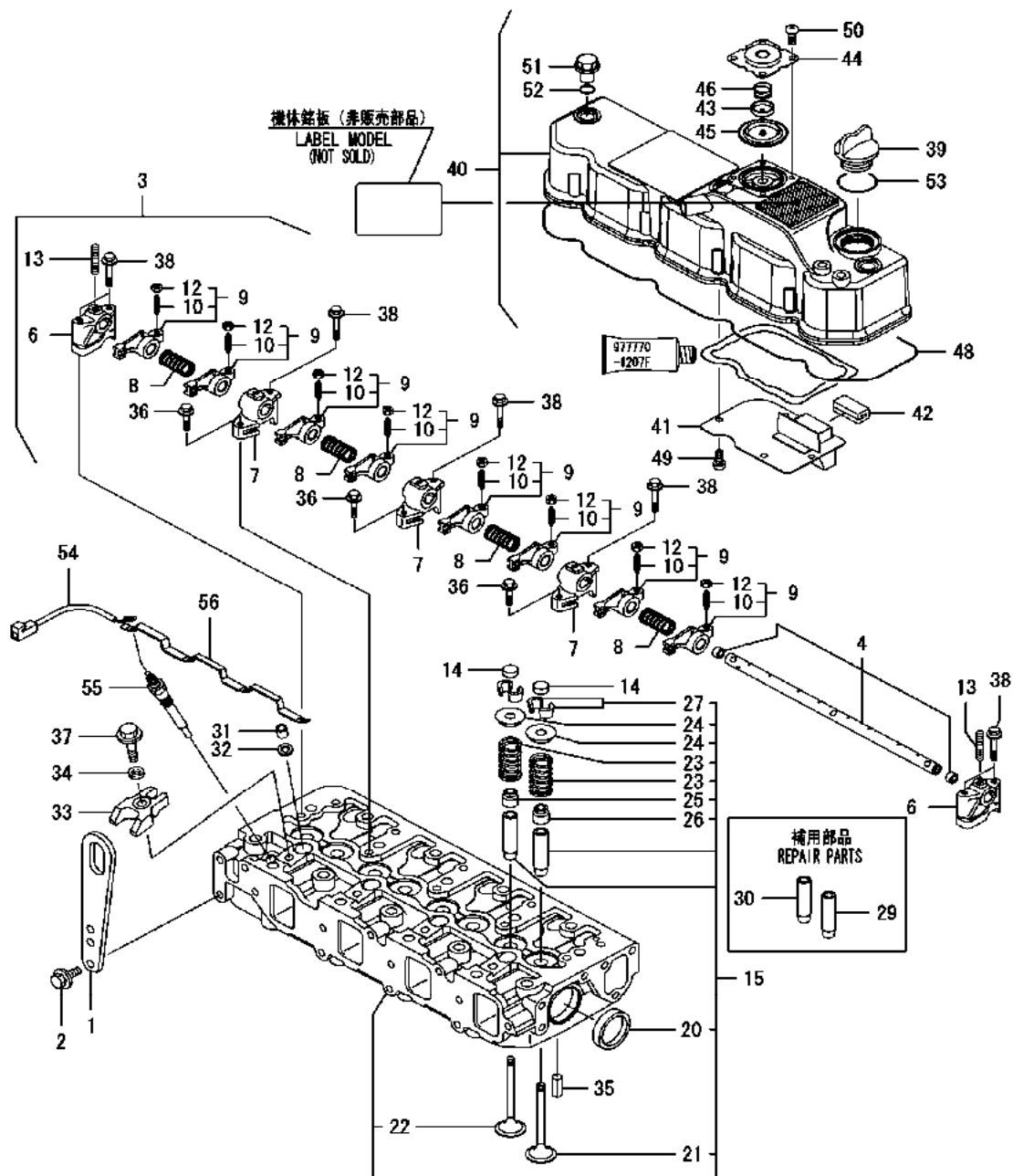


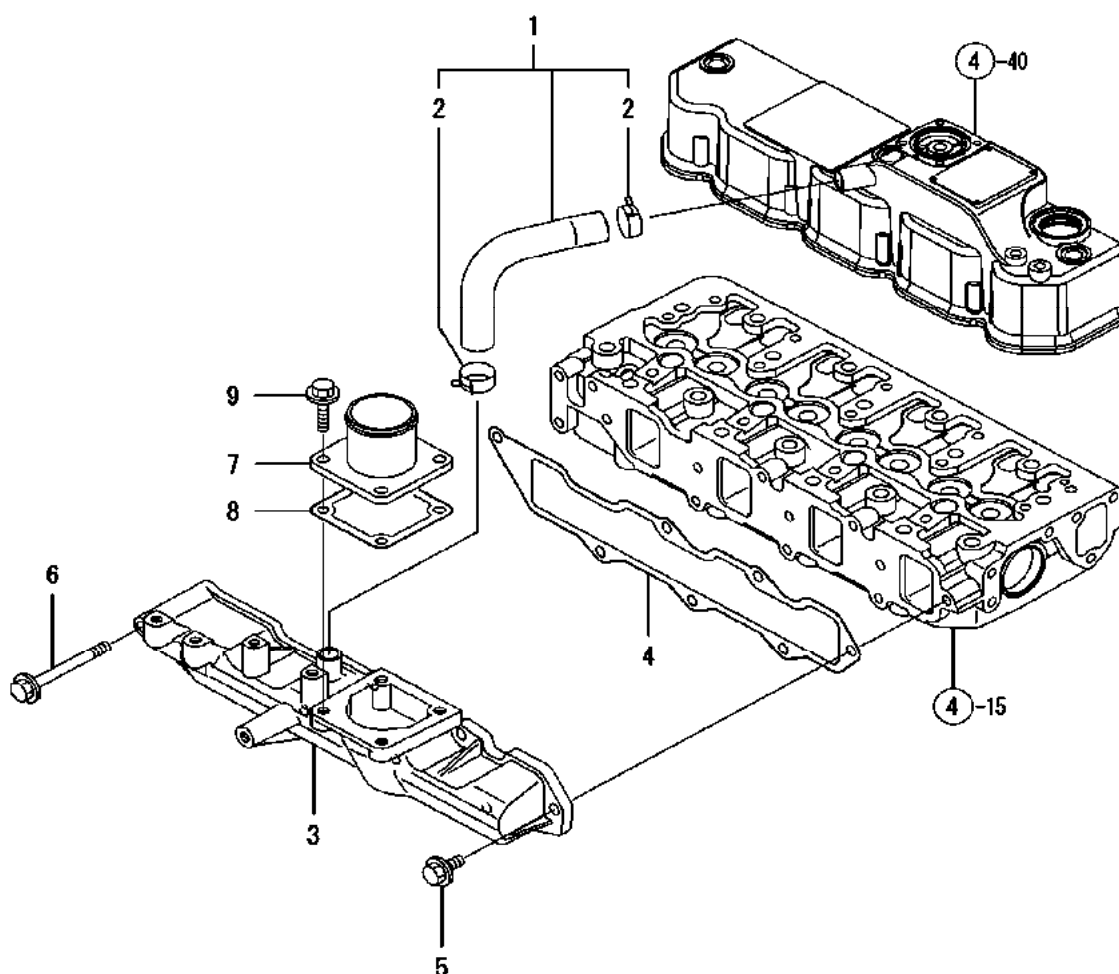


FIG. 4. CYLINDER HEAD &amp; BONNET

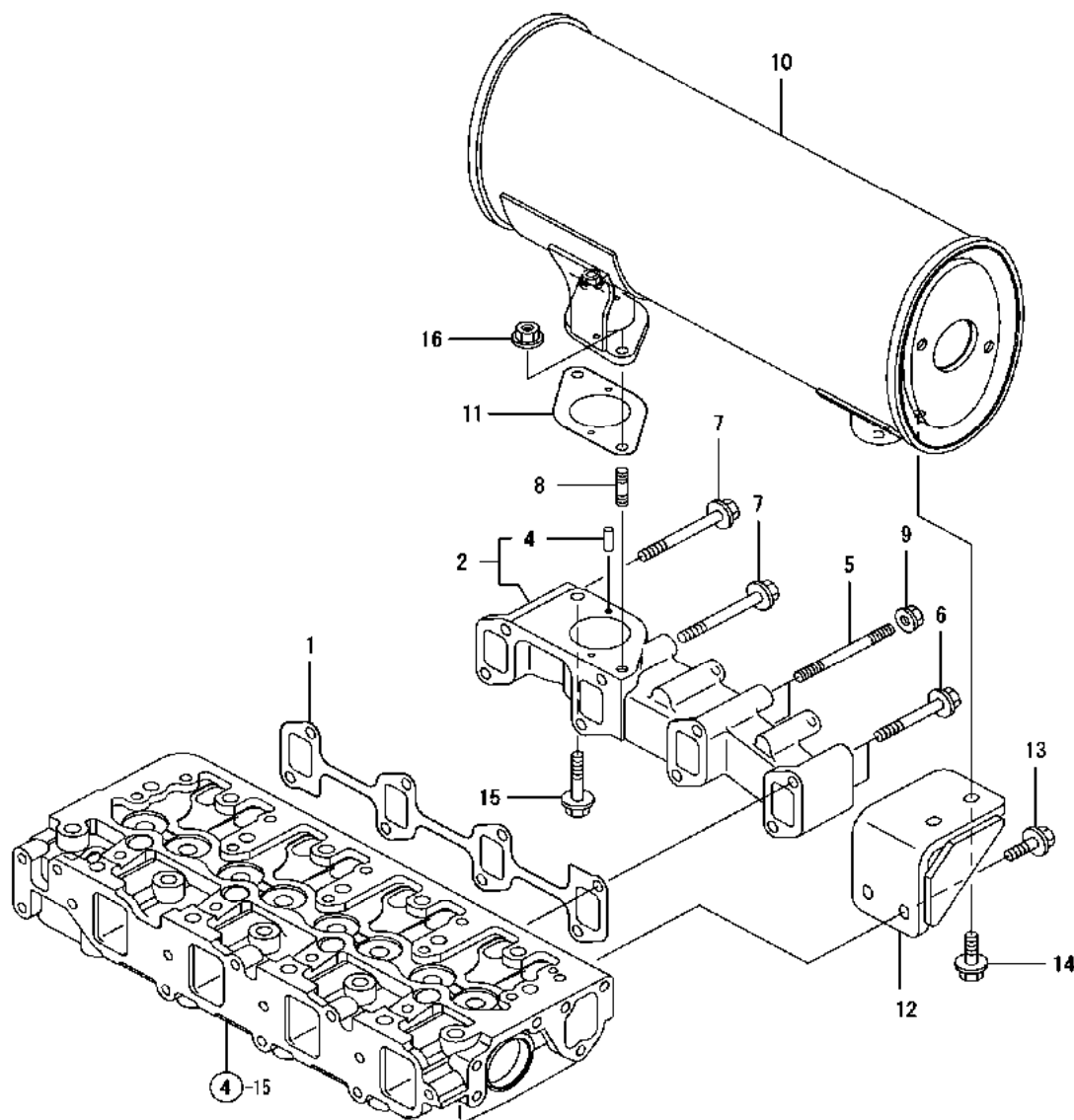
REF NO.	PART NUMBER	DESCRIPTION	QTY	REF NO.	PART NUMBER	DESCRIPTION	QTY
1	CY-129900-07900	LIFTER, ENGINE	1	32	CY-119625-11880	SEAT, NOZZLE	4
2	CY-26106-080142	BOLT 8X 14 PLATED	2	33	CY-129004-11900	RETAINER, NOZZLE	4
3	CY-129601-11241	SHAFT ASSY, ROCKER	1	34	CY-120270-54410	WASHER, INJECTOR	4
4	CY-129601-11251	SHAFT, ROCKER ARM	1	35	CY-22351-060012	SPRING PIN 6X12	2
6	CY-119802-11260	SUPPORT, ARM A	2	36	CY-26106-080252	BOLT M 8X 25 PLATED	3
7	CY-119802-11270	SUPPORT, ARM B	3	37	CY-26106-080352	BOLT M 8X 35 PLATED	4
8	CY-129150-11280	SPRING, SHAFT	4	38	CY-26106-080502	BOLT M 8X 50 PLATED	7
9	CY-129004-11650	ARM KIT, ROCKER	8	39	CY-124160-01751	COVER, FILLER	1
10	CY-129150-11230	SCREW, VALVE ADJUST	8	40	CY-129601-11350	BONNET ASSY, HEAD	1
12	CY-129150-11750	NUT, M8	8	41	CY-129004-03010	PLATE, BAFFLE	1
13	CY-26226-080182	STUD M 8X 18 PLATED	3	42	CY-129150-03070	BAFFLE, BREATHER	1
14	CY-129150-11370	CAP, VALVE	8	43	CY-119802-03110	PLATE, CENTER	1
15	CY-129604-11700	HEAD ASSY, CYLINDER	1	44	CY-119802-03121	COVER, DIAPHRAGM	1
20	CY-27241-400000	PLUG 40	2	45	CY-119802-03130	DIAPHRAGM	1
21	CY-129005-11100	VALVE, INTAKE	4	46	CY-119802-03141	SPRING, DIAPHRAGM	1
22	CY-129100-11112	VALVE, EXHAUST	4	48	CY-129601-11310	GASKET, BONNET	1
23	CY-129795-11120	SPRING, VALVE	8	49	CY-22857-500100	SCREW, M5X10	4
24	CY-129795-11180	RETAINER, SPRING	8	50	CY-22857-500100	SCREW, M5X10	4
25	CY-121400-11340	SEAL, VALVE STEM	4	51	CY-124160-11360	KNOB	3
26	CY-124460-11340	SEAL, VALVE STEM	4	52	CY-24311-000120	PACKING, P 12.0	3
27	CY-27310-080001	COTTER, 8	8	53	CY-24311-000320	O-RING 1A P-32.0	1
29	CY-120130-11860	GUIDE, VALVE	4	54	CY-119803-77830	HARNESS, GLOW PLUG	1
30	CY-129150-11810	GUIDE, EXHAUST VALVE	4	55	CY-129008-77800	PLUG, GLOW	4
31	CY-119802-11870	PROTECTOR, NOZZLE	4	56	CY-129604-77821	CONNECTOR, GLOW PLUG	1

THIS PAGE INTENTIONALLY LEFT BLANK

FIG. 8. SUCTION MANIFOLD

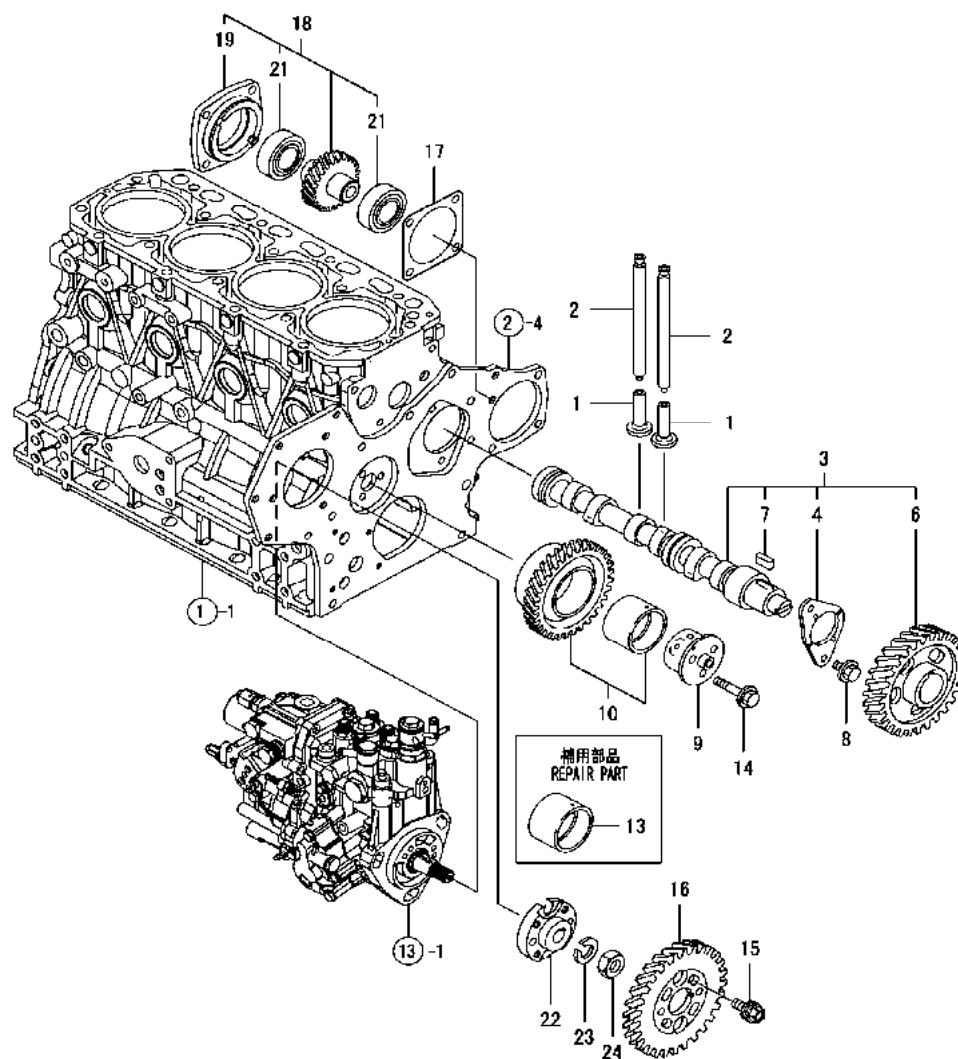


REF NO.	PART NUMBER	DESCRIPTION	QTY
1	CY-129005-03080	PIPE, BREATHER	1
2	CY-129410-03990	CLAMP 22	2
3	CY-129602-12101	MANIFOLD, AIR INTAKE	1
4	CY-129407-12110	GASKET, MANIFOLD	1
5	CY-26106-080202	BOLT M 8X 20 PLATED	6
6	CY-26106-080802	BOLT M 8X 80 PLATED	1
7	CY-129486-12581	JOINT, MANIFOLD	1
8	CY-129150-77511	GASKET, AIR HEATER	1
9	CY-26106-080202	BOLT M 8X 20 PLATED	4

**FIG. 6. EXHAUST MANIFOLD & SILENCER**

REF NO.	PART NUMBER	DESCRIPTION	QTY
1	CY-129550-13110	GASKET, EXH.MANIFOLD	1
2	CY-129659-13130	MANIFOLD CMP,EXHAUST	1
4	CY-22351-040012	SPRING PIN 4X12	2
5	CY-129263-13220	STUD	2
6	CY-119802-13640	BOLT, M8X60	2
7	CY-119802-13660	BOLT, M8X75	4
8	CY-119131-18320	STUD, M8X22	1
9	CY-26306-080002	NUT, M8	2
10	CY-129659-13531	SILENCER	1
11	CY-129107-13540	PACKING,SILENCER GSK	1
12	CY-129659-13680	STAY, SILENCER	1
13	CY-26014-080222	BOLT M 8X 22	2
14	CY-26014-080252	BOLT M 8X 25	2
15	CY-26106-080402	BOLT M 8X 40 PLATED	1
16	CY-26306-080002	NUT, M8	1

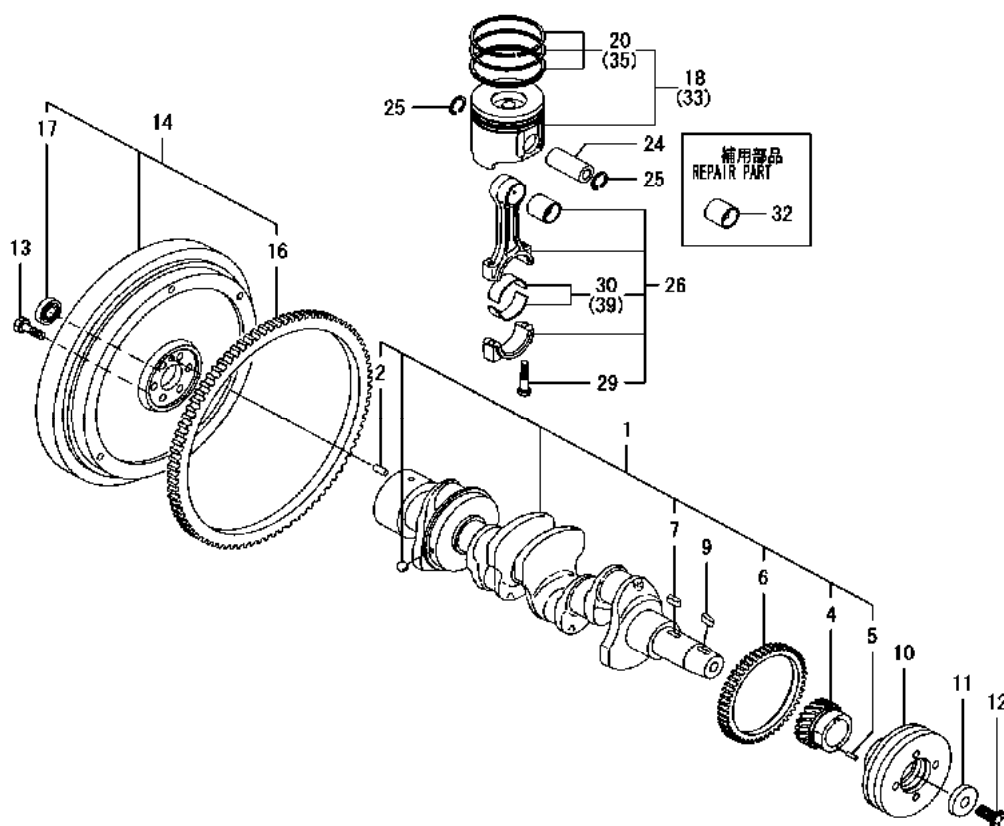
FIG. 7. CAMSHAFT &amp; DRIVING GEAR



REF NO.	PART NUMBER	DESCRIPTION	QTY
1	CY-129150-14200	TAPPET	8
2	CY-129150-14400	ROD, PUSH	8
3	CY-729402-14580	CAMSHAFT ASSY	1
4	CY-129150-02450	METAL, THRUST	1
6	CY-129150-14101	GEAR, CAMSHAFT	1
7	CY-22512-070140	KEY, 7X14	1
8	CY-26106-080142	BOLT 8X 14 PLATED	2
9	CY-119803-25050	SHAFT, IDLER	1
10	CY-119802-25101	GEAR ASSY, IDLE	1
13	CY-119802-25071	BUSH, IDLE GEAR	1
14	CY-26106-080402	BOLT M 8X 40 PLATED	3
15	CY-129150-25301	BOLT, PUMP	4
16	CY-119802-25901	GEAR, PUMP	1
17	CY-129150-01881	GASKET, (NON ASB.)	1
18	CY-129150-26000	DRIVE ASSY, PUMP	1
19	CY-129150-26050	BRACKET, PUMP	1
21	CY-24105-060064	BALL BEARING	2
22	CY-158552-51151	FLANGE	1
23	CY-22217-140000	SPRING WASHER 14	1
24	CY-26776-140002	LOCK NUT M14 PLATED	1

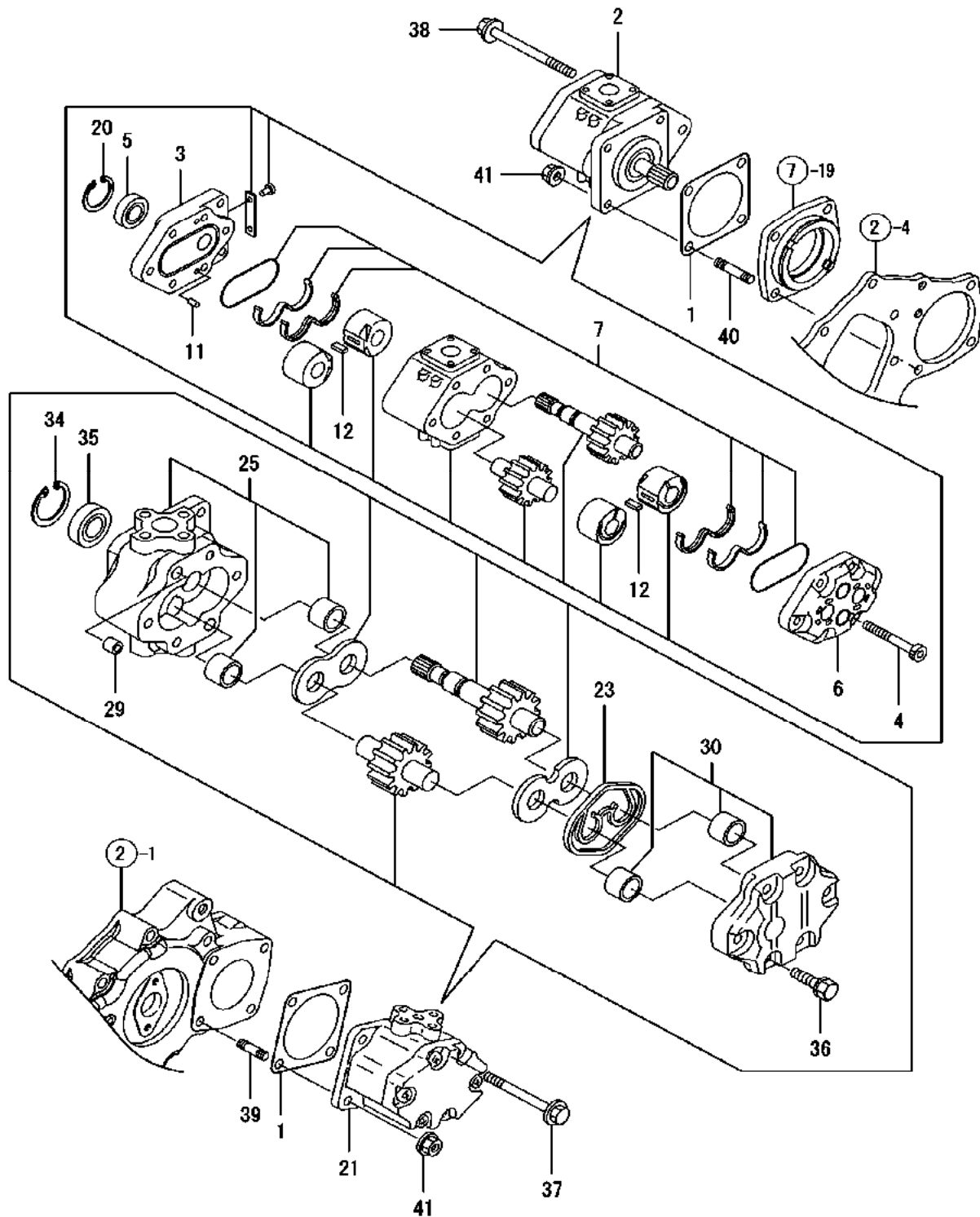
THIS PAGE INTENTIONALLY LEFT BLANK

FIG. 8. CRANKSHAFT &amp; PISTON



REF NO.	PART NUMBER	DESCRIPTION	QTY
1	CY-129652-21010	CRANKSHAFT ASSY	1
2	CY-129100-01580	PARALLEL PIN, M8X16	1
4	CY-119803-21200	GEAR, CRANKSHAFT	1
5	CY-121850-21290	PIN	1
6	CY-129400-28121	GEAR, BALANCER	1
7	CY-22512-070140	KEY, 7X14	1
9	CY-22512-070140	KEY, 7X14	1
10	CY-119852-21650	V-PULLEY, CRANKSHAFT	1
11	CY-129795-21661	WASHER	1
12	CY-121850-21680	BOLT, V-PULLEY	1
13	CY-121111-21501	BOLT, FLYWHEEL	6
14	CY-129429-21590	FLYWHEEL ASSY	1
16	CY-124550-21600	GEAR, RING	1
17	CY-121820-21690	BEARING	1
18	CY-129005-22080	PISTON W/RING	4
20	CY-129005-22500	RING SET, PISTON	4
24	CY-129202-22300	PIN, PISTON	4
25	CY-22252-000260	CIRCLIP 26	8
26	CY-729402-23100	ROD ASSY, CONNECTING	4
29	CY-121550-23200	BOLT, CONNECTING ROD	8
30	CY-129150-23601	METAL, CRANKPIN	4
32	CY-129100-23910	METAL, PISTON PIN	4
33	CY-129005-22900	PISTON W/RING .25OS	4
35	CY-129005-22950	RING SET, PISTON .25	4
39	CY-129150-23611	METAL.PIN US=0.25	4

FIG. 9. HYDRAULIC PUMP



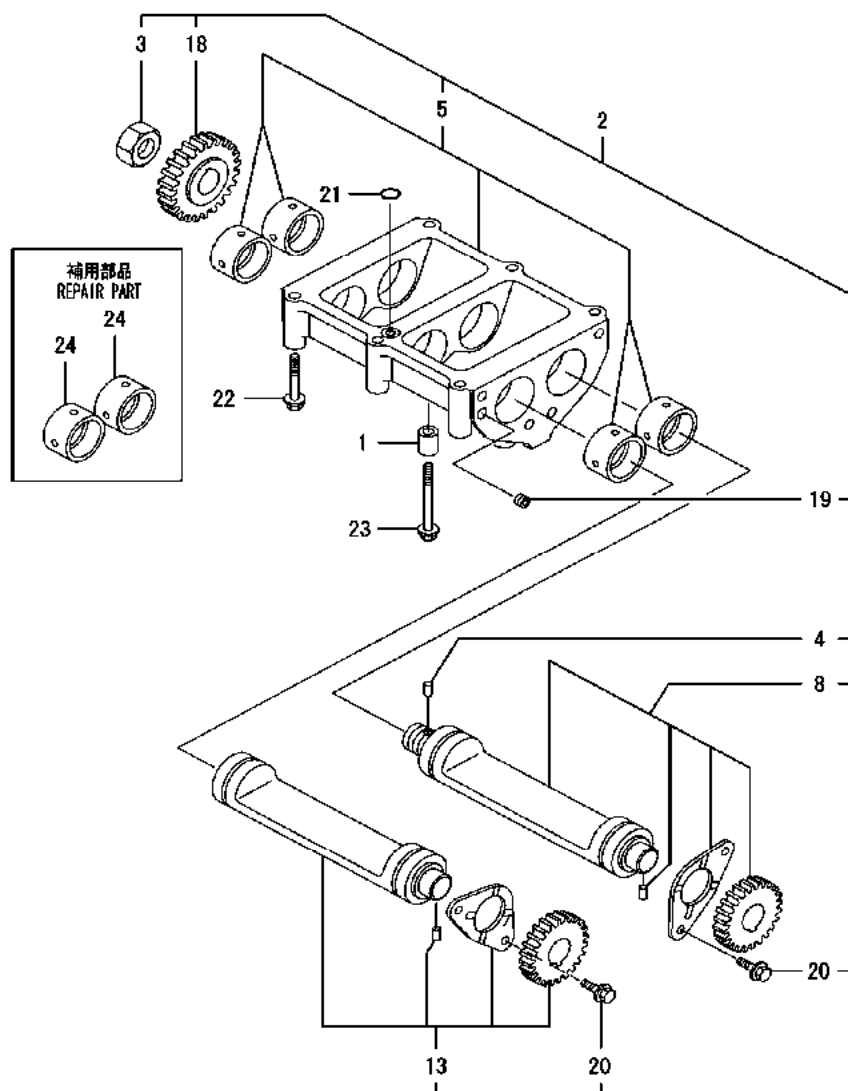


**FIG. 9. HYDRUALIC PUMP**

REF NO.	PART NUMBER	DESCRIPTION	QTY
1	CY-124240-01883	GASKET, PUMP	2
2	CY-198240-41110	PUMP	1
3	CY-194278-41151	FLANGE	1
4	CY-198240-41150	BOLT M 8X 83.5	4
5	CY-194278-41160	SEAL, OIL	1
6	CY-194278-41190	COVER	1
7	CY-794275-41200	SEAL SET	1
11	CY-194065-41210	PARALLEL PIN 6X12	2
12	CY-194278-41210	KEY, WOODRUFF	2
20	CY-22252-000300	CIRCLIP 30	1
21	CY-178070-44000	PUMP, HYDRAULIC	1
23	CY-178070-10401	SQUARE RING	1
25	CY-178070-14100	CASE ASSY	1
29	CY-194521-41570	PIN 11X7	2
30	CY-178070-44200	COVER ASSY	1
34	CY-22252-000320	CIRCLIP 32	1
35	CY-24421-153207	SEAL TC15 32 07, OIL	1
36	CY-26016-080352	BOLT M 8X 35	4
37	CY-26106-080802	BOLT M 8X 80 PLATED	2
38	CY-26106-081202	BOLT M 8X120 PLATED	2
39	CY-26216-080222	STUD M 8X 22 PLATED	2
40	CY-26216-080402	STUD M 8X 40 PLATED	1
41	CY-26306-080002	NUT, M8	4

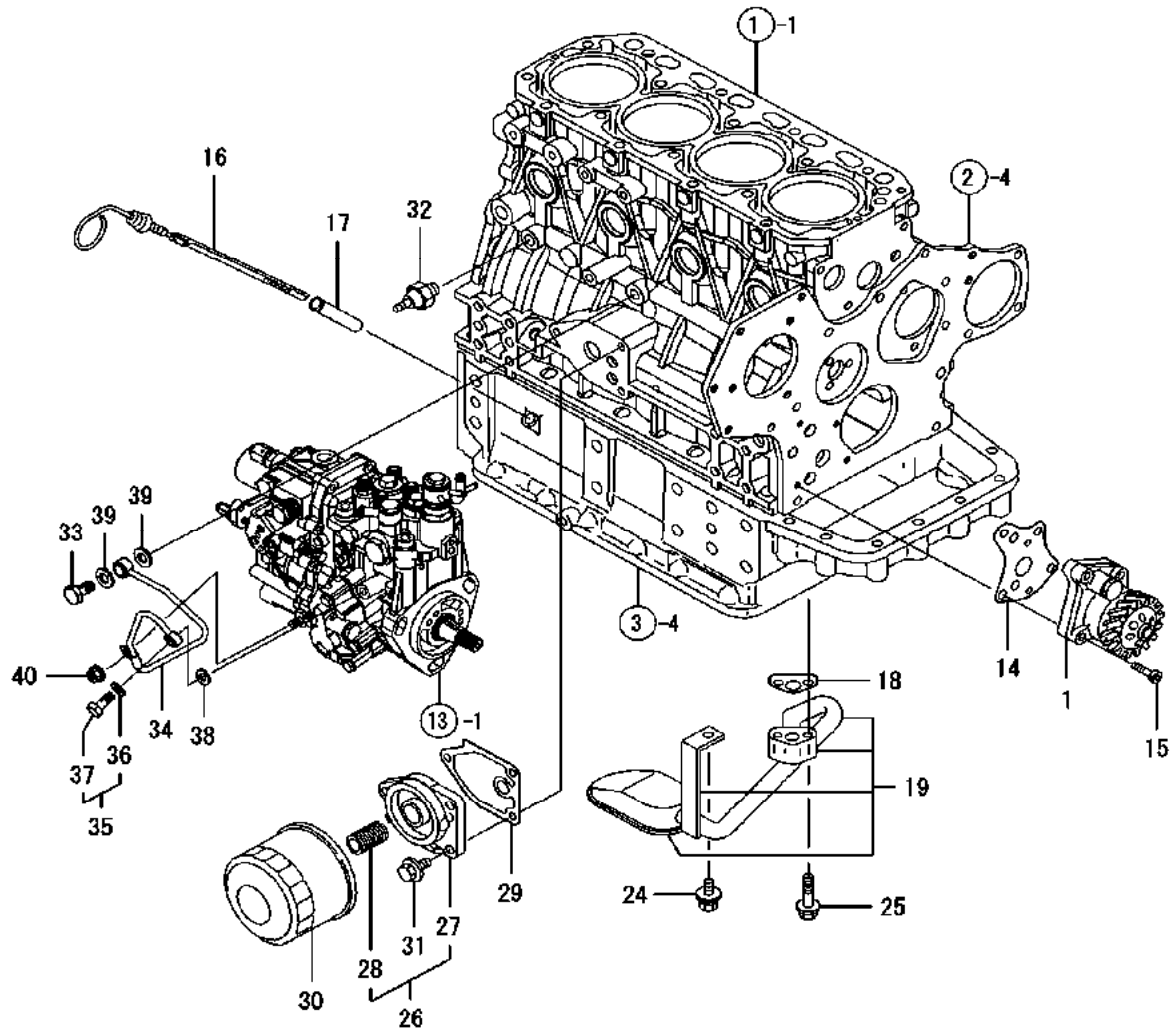
THIS PAGE INTENTIONALLY LEFT BLANK

FIG. 10. BALANCER



REF NO.	PART NUMBER	DESCRIPTION	QTY
1	CY-129795-01960	PIPE, KNOCK	2
2	CY-129457-28000	BALANCER ASSY	1
3	CY-128170-14150	NUT, CAM	1
4	CY-121850-21290	PIN	1
5	CY-129457-28011	CASE ASSY, BALANCER	1
8	CY-729490-28510	SHAFT, BALANCER A	1
13	CY-729490-28520	SHAFT, BALANCER B	1
18	CY-129400-28150	GEAR, BALANCER A	1
19	CY-23876-005000	PLUG, PT1/16	1
20	CY-26106-080142	BOLT 8X 14 PLATED	4
21	CY-24311-000140	O-RING 1A P-14.0	1
22	CY-26106-080602	BOLT M 8X 60 PLATED	4
23	CY-26106-080802	BOLT M 8X 80 PLATED	2
24	CY-129400-28920	BUSH	4

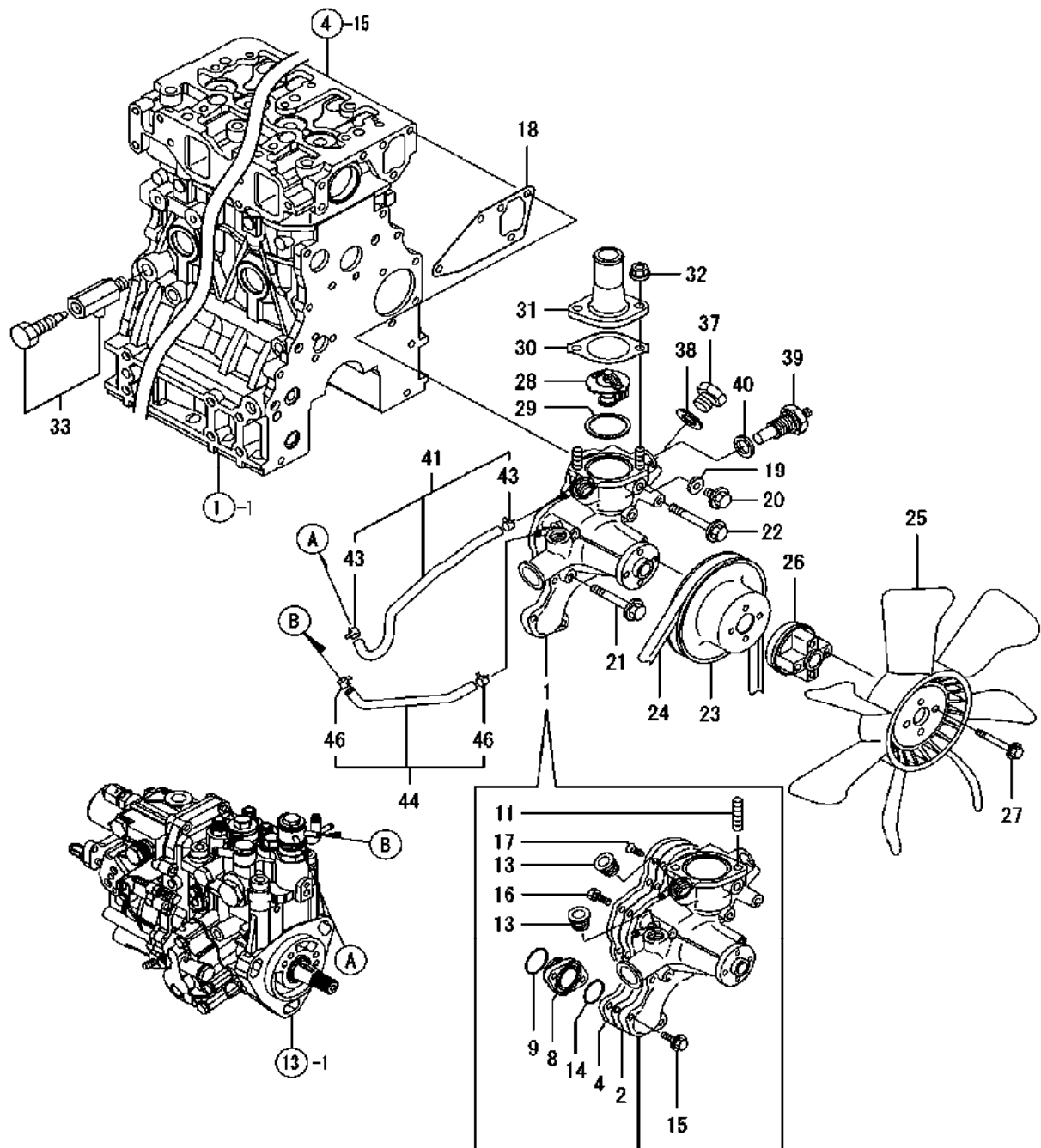
FIG. 11. LUBRICATING OIL SYSTEM



**FIG. 11. LUBRICATING OIL SYSTEM**

REF NO.	PART NUMBER	DESCRIPTION	QTY
1	CY-129407-32000	PUMP ASSY, LUB.OIL	1
14	CY-129150-32020	GASKET, PUMP	1
15	CY-26450-060252	BOLT, M6X25	4
16	CY-129457-34800	DIPSTICK, LUB.OIL	1
17	CY-121520-34810	GUIDE, DIPSTICK	1
18	CY-129150-35042	GASKET, PIPE	1
19	CY-129550-35090	PIPE ASSY, OIL INLET	1
24	CY-26014-080162	BOLT M 8X 16	1
25	CY-26106-080352	BOLT M 8X 35 PLATED	2
26	CY-119802-35100	BRACKET ASSY, FILTER	1
27	CY-119802-35110	BRACKET, FILTER	1
28	CY-129100-35140	STUD	1
29	CY-129150-35111	GASKET, (NON-ASB.)	1
30	CY-129150-35153	FILTER 80X80L	1
31	CY-26106-080202	BOLT M 8X 20 PLATED	3
32	CY-114250-39450	SWITCH, OIL PRESSURE	1
33	CY-124160-39140	BOLT, JOINT M10	1
34	CY-119802-39450	PIPE ASSY, LUB.OIL	1
35	CY-129005-59830	BOLT ASSY, JOINT	1
36	CY-22190-080002	SEAL WASHER 8S	1
37	CY-23857-030000	JOINT BOLT 3	1
38	CY-22190-080002	SEAL WASHER 8S	1
39	CY-22190-100002	WASHER, 10	2
40	CY-26366-060002	NUT M 6	1

FIG. 12. COOLING WATER SYSTEM



**FIG. 12. COOLING WATER SYSTEM**

REF NO.	PART NUMBER	DESCRIPTION	QTY	REF NO.	PART NUMBER	DESCRIPTION	QTY
1	CY-129659-42040	PUMP ASSY, WATER	1	25	CY-129655-44740	FAN, COOLING	1
2	CY-129150-42059	PACKING	1	26	CY-129030-44760	SPACER, FAN	1
4	CY-129263-42120	PLATE	1	27	CY-26106-060502	BOLT M 6X 50 PLATED	4
8	CY-129150-42301	FLAGNE, C. W. PUMP	1	28	CY-129155-49801	THERMOSTAT	1
9	CY-129054-42320	O-RING	1	29	CY-129150-49811	GASKET, THERMOSTA	1
11	CY-129555-44750	STUD	2	30	CY-129795-49551	GASKET, COVER	1
13	CY-129916-49740	PLUG, R03	2	31	CY-129350-49560	COVER, THERMOSTA	1
14	CY-24358-240310	O-RING, 5 24031	1	32	CY-26306-080002	NUT, M8	2
15	CY-26106-060202	BOLT M 6X 20 PLATED	2	33	CY-119620-49290	COCK ASSY	1
16	CY-26116-060162	BOLT 6X16	3	37	CY-121450-42450	PLUG M16	1
17	CY-26577-060142	SCREW M 6X 14	3	38	CY-124465-44950	GASKET, 16	1
18	CY-129486-42050	GASKET, WATER PUMP	1	39	CY-124250-49351	THERMOMETER	1
19	CY-23414-080000	GASKET 8, ROUND	1	40	CY-129150-49360	GASKET 10	1
20	CY-26106-080122	BOLT M 8X 12 PLATED	1	41	CY-129263-49610	PIPE, WATER A	1
21	CY-26106-080552	BOLT M 8X 55 PLATED	3	43	CY-124722-59050	CLIP, HOSE	2
22	CY-26106-080602	BOLT M 8X 60 PLATED	1	44	CY-129263-49620	PIPE, WATER B	1
23	CY-129550-42350	V-PULLEY, WATER PUM	1	46	CY-124722-59050	CLIP, HOSE	4
24	CY-129052-42290	V-BELT	1				

FIG. 13. FUEL INJECTION PUMP

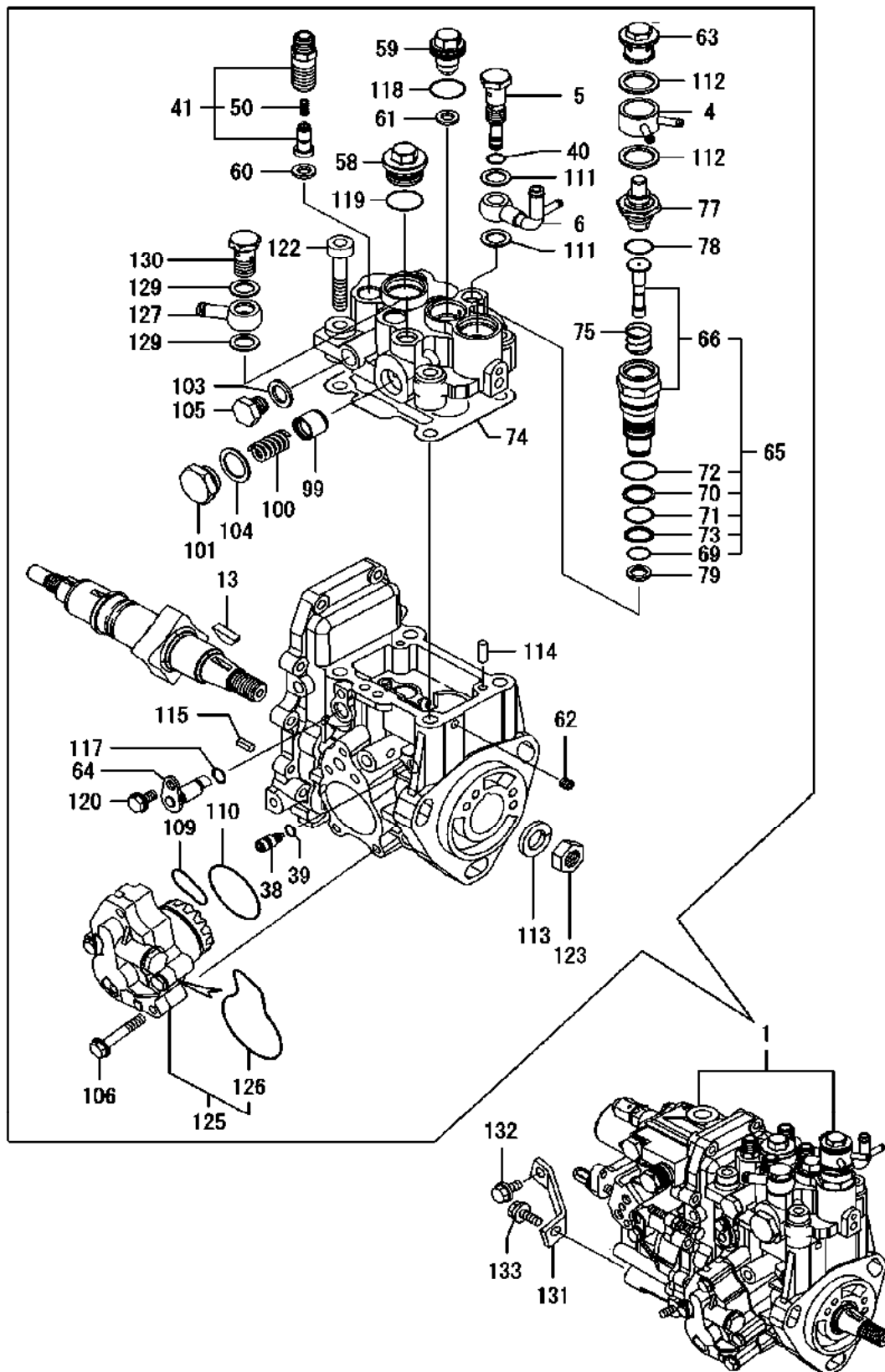


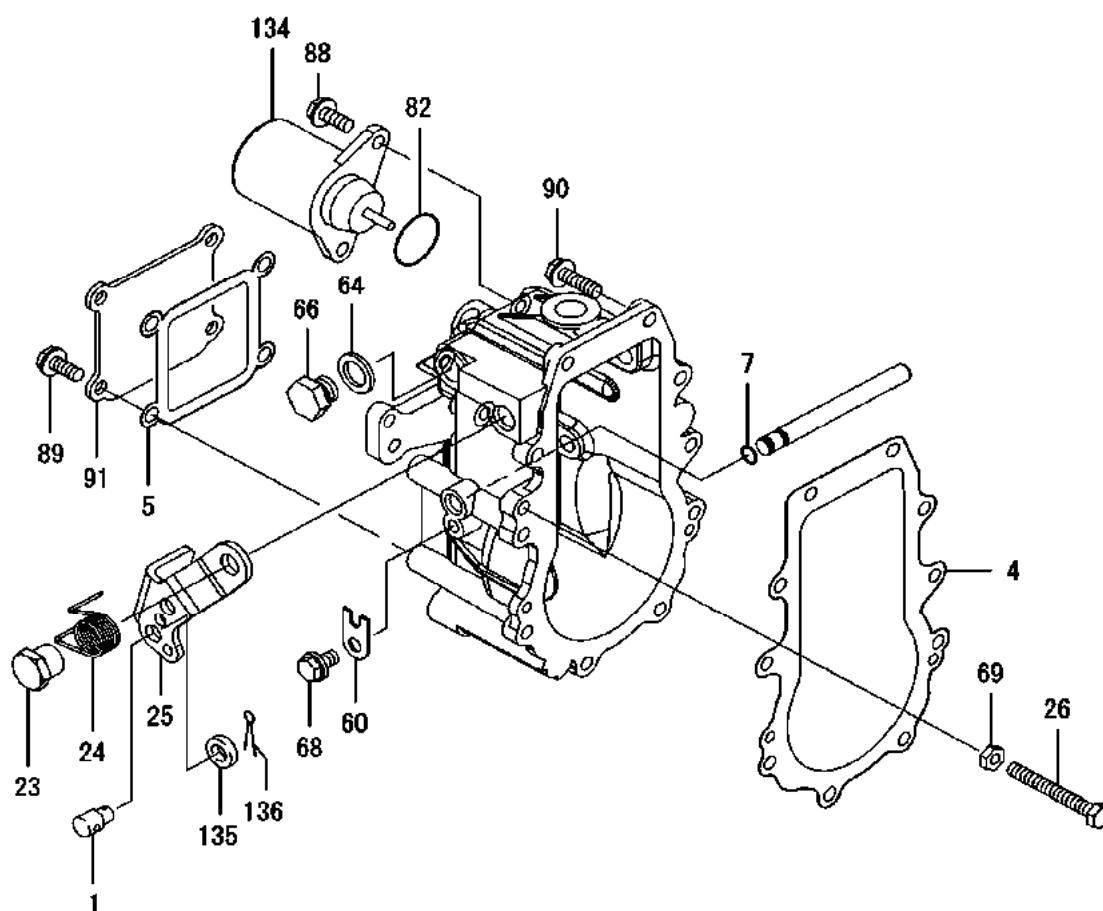


FIG.13. FUEL INJECTION PUMP

REF NO.	PART NUMBER	DESCRIPTION	QTY	REF NO.	PART NUMBER	DESCRIPTION	QTY
1	CY-729652-51401	INJECTION PUMP ASSY	1	99	CY-158601-51770	PISTON	1
4	CY-158553-51551	JOINT, COOLING WATER	1	100	CY-158552-51781	SPRING, ACTUATOR	1
5	CY-158601-51650	JOINT, OVER FLOW	1	101	CY-158601-51790	PLUG	1
6	CY-158552-51670	JOINT, OVER FLOW	1	103	CY-22190-120002	SEAL WASHER 12	1
13	CY-119802-51090	KEY, WOODRUFF 4X16	1	104	CY-22190-180002	WASHER, 18	1
38	CY-158600-51270	STOPPER, TAPPET	1	105	CY-23887-120002	PLUG M12,HEX.	1
39	CY-158563-51281	O-RING	1	106	CY-158553-51770	BOLT	4
40	CY-158563-51281	O-RING	1	109	CY-158552-52310	O-RING, PUMP	1
41	CY-129008-51390	SETTING, DELIVERY	4	110	CY-158552-52400	O-RING 4E S42	1
50	CY-158563-51330	SPRING, DELIVERY	4	111	CY-22190-120002	SEAL WASHER 12	2
58	CY-158601-51550	PLUG	1	112	CY-22190-180002	WASHER, 18	2
59	CY-119802-51560	PLUG, BARREL	1	113	CY-22217-140000	SPRING WASHER 14	1
60	CY-158552-51571	PK(BARREL PLUG	3	114	CY-22312-050140	PARALLEL PIN 5X14	2
61	CY-158552-51571	PK(BARREL PLUG	1	115	CY-22351-050010	SPRING PIN 5X10	2
62	CY-158557-51570	PLUG	1	117	CY-24311-000070	O-RING 1A P-7.0	1
63	CY-158601-51570	PLUG, WATER PUMP	1	118	CY-24356-010180	O-RING	1
64	CY-158552-51580	LIFTER	1	119	CY-24356-010200	PACKING, 1020	1
65	CY-119802-51590	TIMER SET	1	120	CY-26106-060102	BOLT 6X 10 PLATED	1
66	CY-119802-51600	TIMER CMP	1	122	CY-26450-080452	BOLT M 8X 45	4
69	CY-158553-51670	O-RING, 1011	1	123	CY-26776-140002	LOCK NUT M14 PLATE	1
70	CY-119802-51680	BACKUP RING	1	125	CY-158552-52100	PUMP ASSY, FUEL FEI	1
71	CY-119802-51690	O RING	1	126	CY-158552-52500	O-RING, PUMP	1
72	CY-24356-010200	PACKING, 1020	1	127	CY-129916-59020	JOINT, PIPE 12	1
73	CY-24372-000150	RING, BACKUP T2 P 15	1	129	CY-22190-120002	SEAL WASHER 12	2
74	CY-158552-51600	PACKING, HEAD	1	130	CY-23857-060000	JOINT BOLT 6,PIPE	1
75	CY-158553-51630	SPRING, TIMER	1	131	CY-129601-51250	RETAINER, PUMP	1
77	CY-158553-51650	ELEMENT, THERMO	1	132	CY-26106-080162	BOLT M 8X 16 PLATED	1
78	CY-158553-51660	O-RING,P14	1	133	CY-26106-080202	BOLT M 8X 20 PLATED	1
79	CY-158553-51680	PACKING,TIMER	1				

THIS PAGE INTENTIONALLY LEFT BLANK

FIG. 14 GOVERNOR



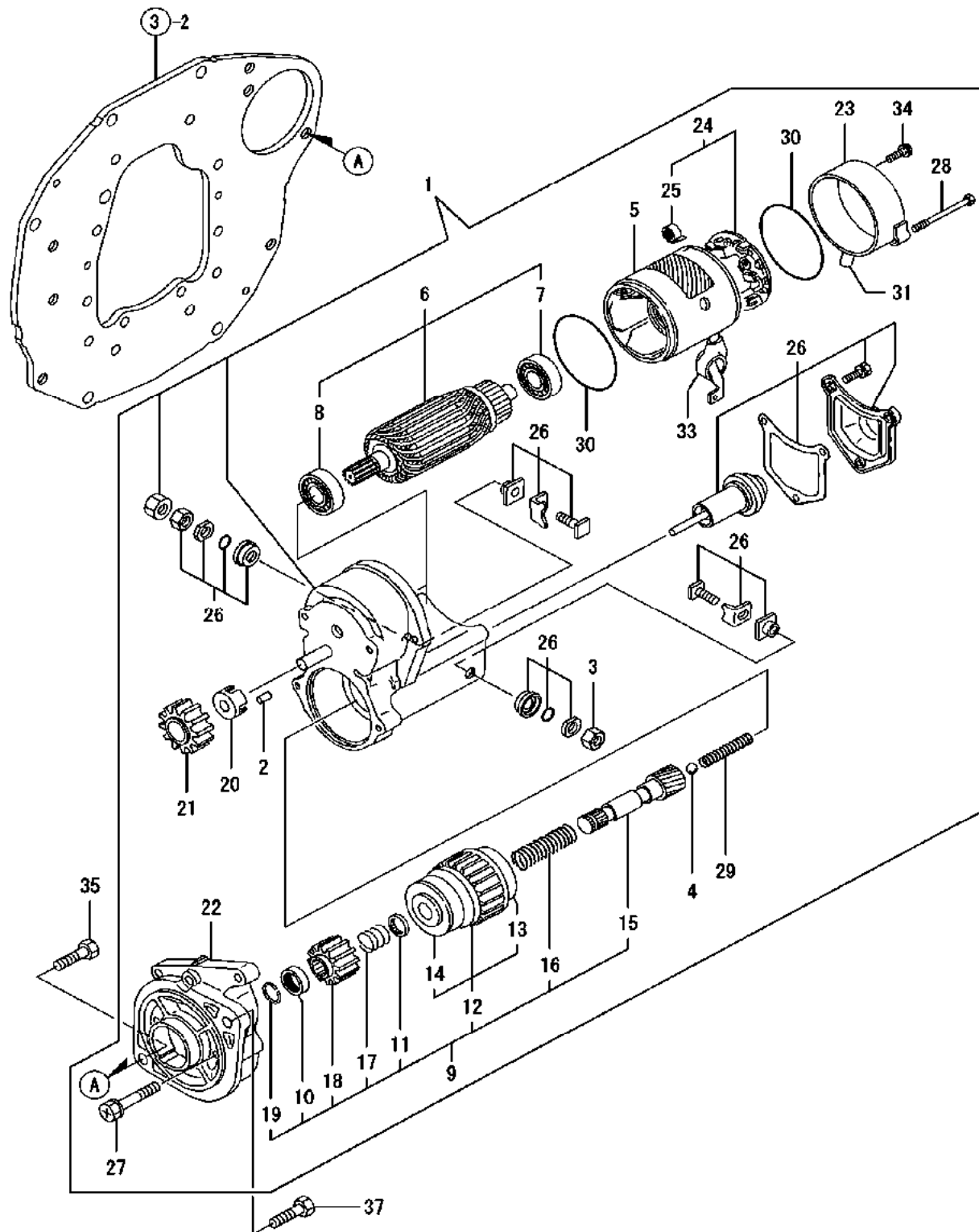
REF NO.	PART NUMBER	DESCRIPTION	QTY
1	CY-194150-01370	ADJUSTER	1
4	CY-158553-61050	PACKING, CASE	1
5	CY-158553-61070	PACKING, COVER	1
7	CY-129155-51280	O-RING, S6	1
23	CY-129255-61410	NUT	1
24	CY-119807-61420	SPRING, RETURN	1
25	CY-158552-61441	LEVER, REGULATOR	1
26	CY-129155-61460	BOLT, IDLE	1
60	CY-119660-61901	RETAINER, SHAFT	1
64	CY-22190-120000	SEAL WASHER 12(BOLT)	1
66	CY-23887-120002	PLUG M12, HEX.	1
68	CY-26106-060102	BOLT 6X 10 PLATED	1
69	CY-26756-060002	LOCK NUT 6	1
82	CY-158552-61900	O-RING	1
88	CY-26106-060142	BOLT M 6X 14 PLATED	2
89	CY-26106-060142	BOLT M 6X 14 PLATED	4
90	CY-26106-060202	BOLT M 6X 20 PLATED	10
91	CY-129642-61060	COVER, GOVERNOR CASE	1
134	CY-119653-77950	SOLENOID, STOP	1
135	CY-22137-080000	WASHER 8, POLISHED	1
136	CY-22417-160180	COTTER PIN 1.6X18	1



FIG. 15. FUEL INJECTION VALVE

REF NO.	PART NUMBER	DESCRIPTION	QTY
1	CY-729604-53200	VALVE ASSY,INJECTION	4
2	CY-129604-53000	VALVE ASSY,INJECTION	4
5	CY-114250-53080	NUT, CASE	4
6	CY-119802-53100	HOLDER ASSY, NOZZLE	4
11	CY-114250-53120	SPRING, NOZZLE	4
12	CY-114250-53130	SEAT, SPRING	4
13	CY-114250-53140	PLATE, STOP	4
14	CY-114250-53210	PIN	8
15	CY-119803-53800	SHIM SET	4
42	CY-129633-52110	BRACKET, PUMP	1
43	CY-129633-55620	STAY, FILTER	1
44	CY-26106-080142	BOLT 8X 14 PLATED	2
45	CY-26106-080162	BOLT M 8X 16 PLATED	2
46	CY-129150-59120	RETAINER, PIPE	1
49	CY-129150-59131	BOLT M4X14,HEX.SCKT.	2
50	CY-129550-59120	RETAINER, PIPE	1
53	CY-129150-59131	BOLT M4X14,HEX.SCKT.	2
55	CY-129601-59810	PIPE ASSY, INJECTION	1
59	CY-129601-59820	PIPE ASSY, INJECTION	1
63	CY-129601-59830	PIPE ASSY, INJECTION	1
67	CY-129601-59840	PIPE ASSY, INJECTION	1
72	CY-119802-59550	PIPE ASSY, RETURN	1
73	CY-124722-59050	CLIP, HOSE	2
74	CY-119802-59560	PIPE, FUEL RETURN	1
75	CY-129486-59581	PIPE ASSY, RETURN	3
76	CY-124722-59050	CLIP, HOSE	6
78	CY-119593-59581	CAP	1
79	CY-124060-77680	CLAMP 10	1

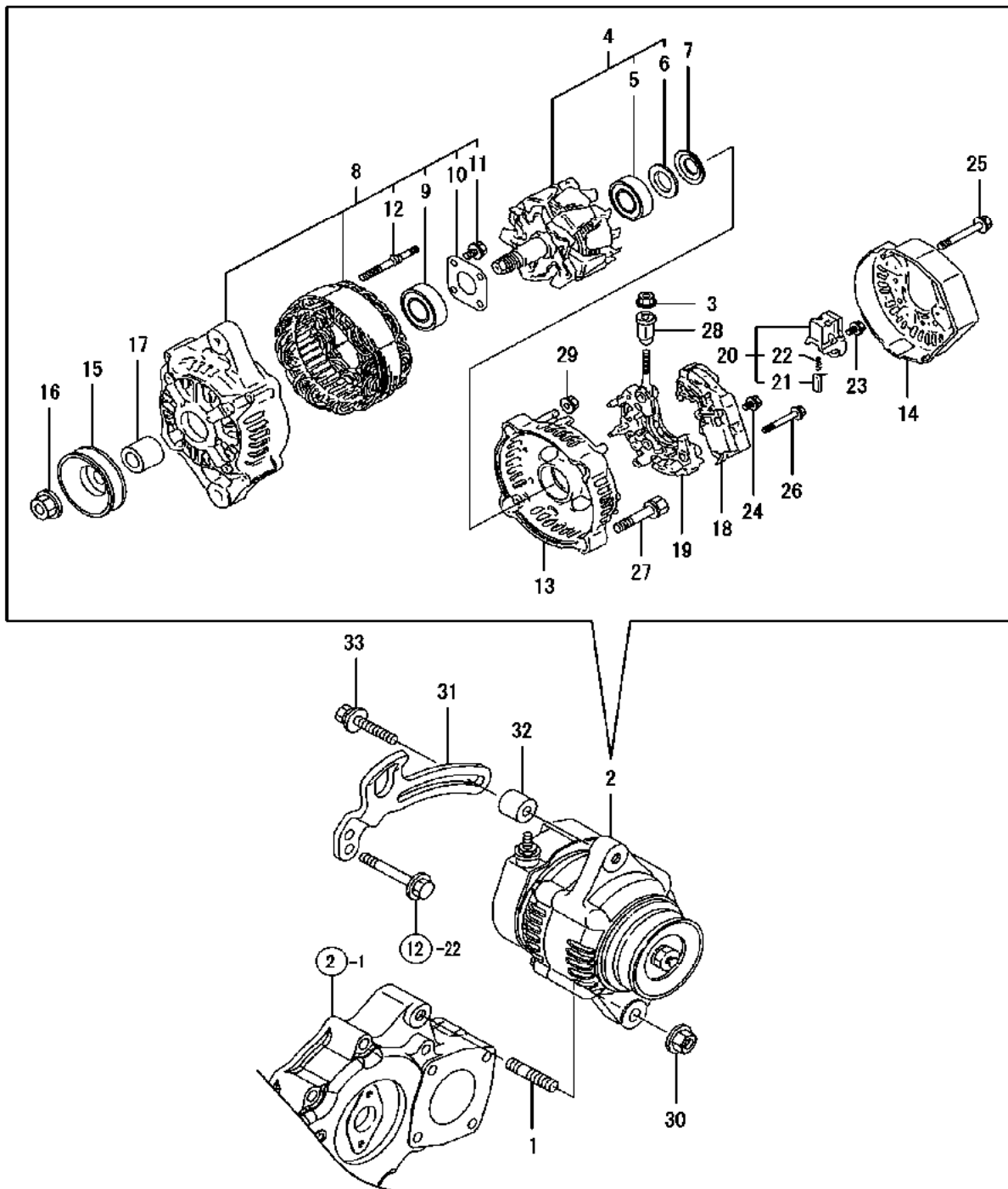
FIG. 16. STARTING MOTOR



**FIG. 16. STARTING MOTOR**

REF NO.	PART NUMBER	DESCRIPTION	QTY
1	CY-129407-77010	STARTER, RA1.4	1
2	CY-X0283060061	ROLLER	5
3	CY-X9490561370	NUT	1
4	CY-X9491200240	BALL	1
5	CY-124795-77210	YOKE	1
6	CY-129407-77220	ARMATURE ASSY	1
7	CY-129129-77230	BEARING	1
8	CY-129129-77240	BEARING	1
9	CY-129407-77250	STARTER	1
10	CY-X0280210230	NUT	1
11	CY-X0283270140	RETAINER, SNAP	1
12	CY-129407-77390	CLUTCH ASSY, STARTER	1
13	CY-129129-77440	BALL BEARING	1
14	CY-129129-77450	BALL BEARING	1
15	CY-129129-77400	SHAFT	1
16	CY-129129-77410	SPRING, COIL	1
17	CY-X9491703371	SPRING, COIL	1
18	CY-129129-77420	PINION, STARTER	1
19	CY-129129-77430	RING, SNAP	1
20	CY-129129-77260	RETAINER	1
21	CY-129129-77270	PINION	1
22	CY-129407-77280	HOUSING	1
23	CY-129407-77290	FRAME	1
24	CY-129407-77300	HOLDER ASSY	1
25	CY-X9491730461	SPRING	4
26	CY-129407-77310	SWITCH ASSY	1
27	CY-129129-77320	BOLT	2
28	CY-129407-77330	BOLT	2
29	CY-129129-77340	SPRING	1
30	CY-129129-77350	O-RING	2
31	CY-129129-77362	COVER	1
33	CY-129129-77380	CAP	1
34	CY-129129-77460	SCREW	2
35	CY-129155-77060	BOLT, STARTER	1
37	CY-26116-120202	BOLT M12X 20 PLATED	1

FIG. 17. GENERATOR





**FIG. 17. GENERATOR**

REF NO.	PART NUMBER	DESCRIPTION	QTY
1	CY-129795-01900	STUD	1
2	CY-119620-77201	GENERATOR, 40A	1
3	CY-X9490561001	NUT	1
4	CY-119620-77380	ROTOR ASSY	1
5	CY-123501-79240	BEARING, BALL	1
6	CY-119620-79250	COVER, BEARING	1
7	CY-119620-79360	WASHER, THRUST	1
8	CY-119620-77421	FLAME ASSY, DRIVE	1
9	CY-119620-79200	BALL BEARING	1
10	CY-119620-79210	PLATE, RETAINER	1
11	CY-119620-79220	SCREW	4
12	CY-119620-79230	STUD	2
13	CY-119620-77440	FLAME ASSY, REAR	1
14	CY-119620-77450	COVER, REAR END	1
15	CY-119620-77461	PULLEY	1
16	CY-119620-77471	NUT	1
17	CY-119620-77490	COLLAR	1
18	CY-119620-77710	REGULATOR ASSY	1
19	CY-119620-79260	HOLDER	1
20	CY-119620-79270	HOLDER, BRUSH	1
21	CY-119620-77480	BRUSH ASSY	2
22	CY-119620-79280	SPRING	2
23	CY-119620-79290	SCREW	6
24	CY-119620-79300	SCREW	1
25	CY-119620-79310	BOLT	3
26	CY-119620-79320	SCREW	2
27	CY-119620-79330	BOLT	2
28	CY-119620-79340	BUSH, INSULATION	1
29	CY-119620-79350	NUT	2
30	CY-26306-100002	NUT, M10	1
31	CY-129107-77330	ADJUSTER, BELT	1
32	CY-124732-77340	SPACER	1
33	CY-129972-77341	BOLT, ADJUSTER	1

# TRACTOR SECTION INDEX

FIG. NO    GROUP NAME**ENGINE CONTROL SECTION**

1	ENGINE ACCESSORIES MOUNTING
2	ENGINE ACCESSORIES
3	ACCELERATOR LEVER
4	EXHAUST
5	TANK, FUEL OIL
6	TANK BRACKET
7	FUEL PIPE
8	SHUTTER PLATE

**FRONT AXLE SECTION**

9	FRONT BRACKET
10	FRONT HITCH
11	CENTER PIN
12	KNUCKLE ARM
13	TIE ROD
14	FRONT RING GEAR
15	DIFFERENTIAL GEAR
16	PROPELLER SHAFT
17	FRONT DRIVE SHAFT
18	FRONT AXLE HOUSING
19	FRONT GEAR CASE
20	FRONT SHAFT
21	FRONT SPINDLE
22	SHAFT COVER
23	FRONT WHEEL TIRE
24	FRONT WHEEL TIRE (TURF)
25	FRONT WHEEL TIRE (BAR)
26	STEERING WHEEL
27	PST CYLINDER
28	PST VALVE
29	PST PIPING

**TRANSMISSION SECTION**

30	CLUTCH HOUSING
31	DOCKING BOLT
32	DUAL CLUTCH & SHAFT
33	CLUTCH RELEASE
34	CLUTCH PEDAL
35	TRANSMISSION CASE
36	CENTER PLATE
37	OIL STRAINER
38	MAIN SHAFT
39	DRIVEN SHAFT
40	COUNTER SHAFT
41	REDUCTION SHAFT
42	REVERSE GEAR
43	CONNECTING SHAFT
44	PTO DRIVE SHFT
45	PTO SHAFT

FIG. NO    GROUP NAME

46	MAIN CHANGE LEVER
47	MAIN CHANGE
48	REVERSER CHANGE
49	REVERSE LEVER
50	SUB CHANGE LEVER
51	PTO CHANGE
52	FRONT DRIVE
53	FRONT SHIFT

**REAR AXLE SECTION**

54	RING GEAR
55	REAR HOUSING
56	DIFFERENTIAL LOCK
57	FINIAL PINION & FINAL GEAR
58	REAR AXLE SHAFT
59	REAR WHEEL TIRE
60	REAR WHEEL TIRE ?
61	REAR WHEEL TIRE ?
62	BRAKE
63	BRAKE PEDAL

**HYDRAULIC CONTROL SECTION**

64	HYDRAULIC CYLINDER CASE
65	PISTON & LIFT CRANK
66	CONTROL VALVE
67	RELIEF VALVE
68	STOP VALVE
69	SAFETY VAVLE
70	SUB CONTROL VALVE
71	REAR REMOTE VALVE 2P
72	HYDRAULIC CONTROL
73	HYDRAULIC CONTROL KNOB
74	HYDRAULIC LINE
75	HYDRAULIC FILTER
76	SEAL

**ELECTRICAL PARTS SECTION**

77	WIRE HARNESS
78	BATTERY
79	SWITCHES
80	SEAT SWITCH
81	LAMPS
82	FRONT LAMPS
83	METER
84	RELAY

continued on page 35.....

# TRACTOR SECTION INDEX

FIG. NO    GROUP NAME

## **FITTING SECTION**

continued from page 34

85	FRONT FRAME
86	FRAME, HOOD
87	HOOD
88	FRONT GRILLE
89	SIDE COVER
90	DASHBOARD
91	FENDER
92	STEP
93	DRIVER SEAT
94	SEAT BELT
95	LABEL
96	LABEL, SAFETY

## **HITCH SECTION**

97	THREE POINT LINK
98	TOP HOOK
99	PTO GUARD
100	DRAW BAR HITCH

## **SAFETY FRAME SECTION**

101	SAFETY FRAME
-----	--------------

## **OPTIONAL SECTION**

102	HEATER
103	REAR REMOTE VALVE 1P
104	EXTRA HITCH

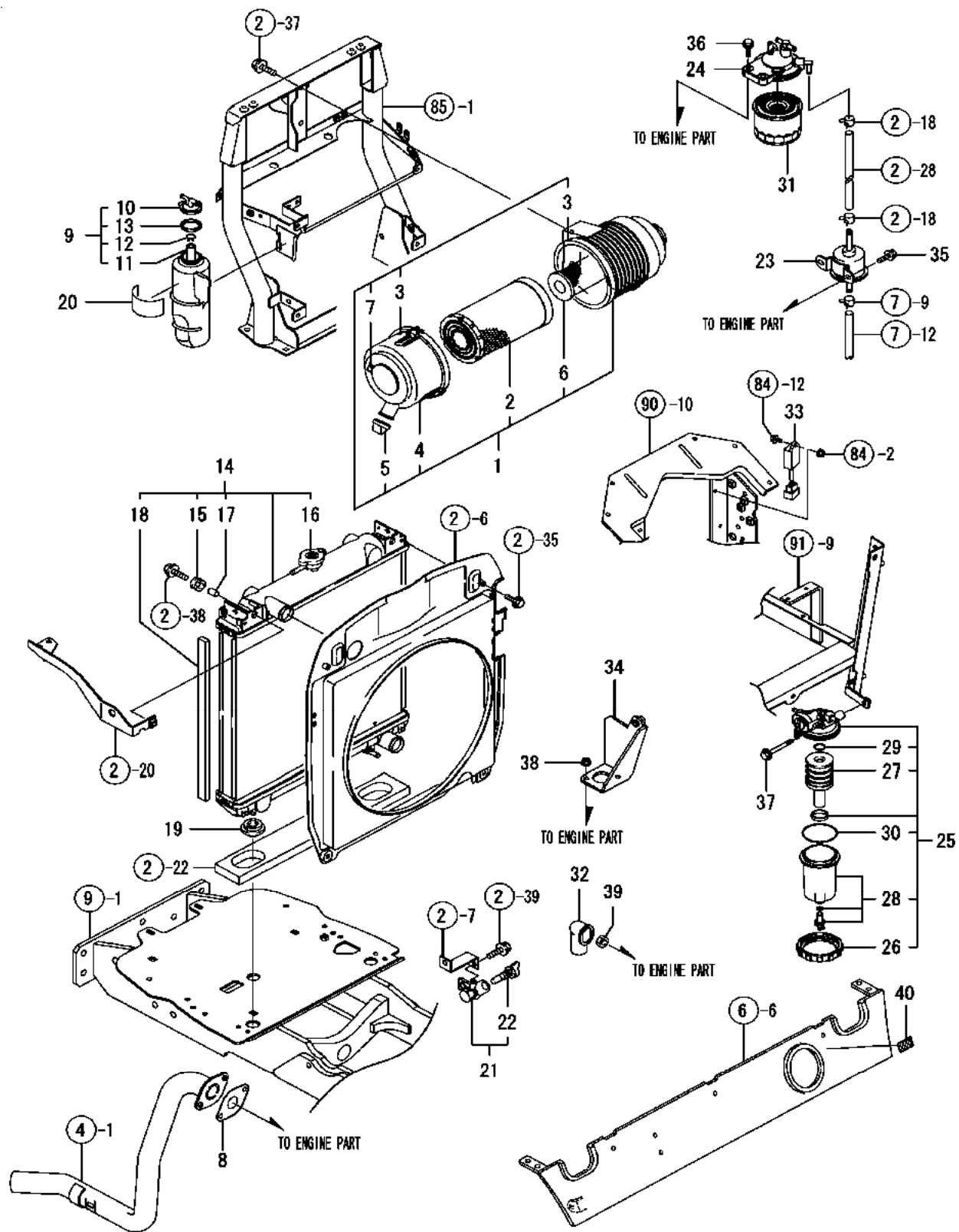
---

NOTES:

---

NOTES:

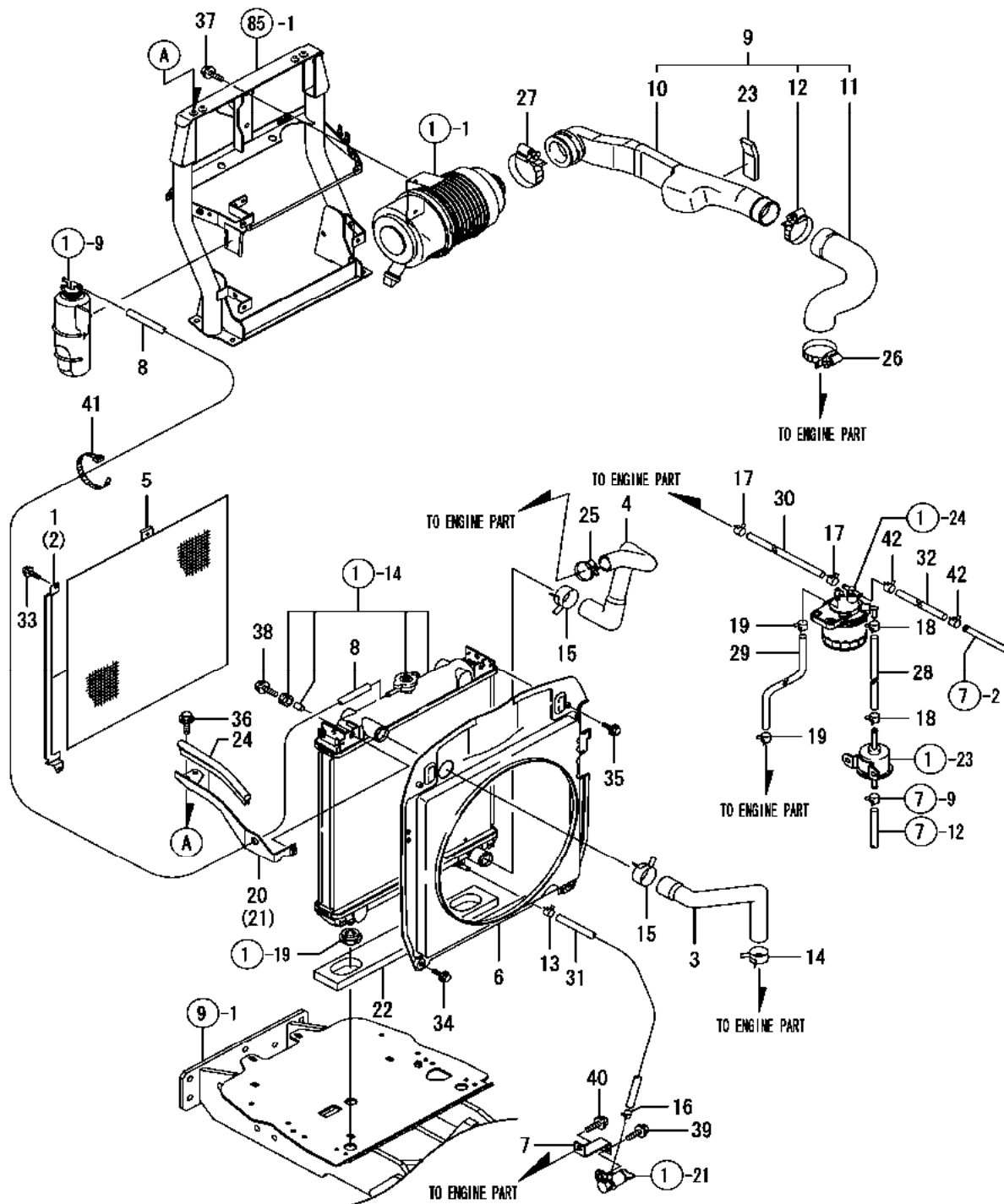
FIG. 1. ENGINE ACCESSORIES MOUNTING



**FIG.1. ENGINE ACCESSORIES MOUNTING**

REF NO.	PART NUMBER	DESCRIPTION	QTY
1	CY-129659-12520	CLEANER ASSY, AIR	1
2	CY-129906-12520	ELEMENT 6, CLEANER	1
3	CY-129418-12530	MARK	2
4	CY-129900-12530	COVER ASSY	1
5	CY-119808-12540	VALVE, UNLOADER	1
6	CY-119005-12571	ELEMENT ASSY, INNER	1
7	CY-129612-12650	MARKING, (W)	1
8	CY-129052-13550	GASKET, NOZZLE	1
9	CY-129263-44510	TANK ASSY, SUB	1
10	CY-121450-44531	CAP	1
11	CY-23065-070180	PIPE 7X 180	1
12	CY-124450-44560	CLAMP	1
13	CY-121470-44581	GASKET	1
14	CY-129659-44510	RADIATOR ASSY	1
15	CY-129467-44580	MOUNT RUBBER	2
16	CY-129107-44590	CAP, RADIATOR	1
17	CY-129467-44590	COLLAR	2
18	CY-129956-44730	SEAL, RADIATOR	4
19	CY-119255-44660	RUBBER	2
20	CY-172A38-03201	LABEL, SUB-TANK	1
21	CY-129550-49101	COCK ASSY, 2-WAY	1
22	CY-129150-49081	COCK, DRAIN	1
23	CY-119225-52102	PUMP ASSY, FUEL FEED	1
24	CY-129004-55612	BRACKET, FUEL FILTER	1
25	CY-119802-55700	SEPARATOR ASSY	1
26	CY-129100-55690	RING, RETAINING	1
27	CY-119802-55710	ELEMENT	1
28	CY-119802-55730	CUP ASSY (SERVICE PAR	1
29	CY-24311-000160	O-RING 1A P-16.0	1
30	CY-24321-000650	O-RING 1A G-65.0	1
31	CY-119802-55801	FILTER, FUEL	1
32	CY-124550-77030	COVER, TERMINAL	1
33	CY-129211-77920	TIMER	1
34	CY-129263-93100	LOCK, BONNET	1
35	CY-26106-060122	BOLT M 6X 12 PLATED	2
36	CY-26106-080302	BOLT M 8X 30 PLATED	2
37	CY-26106-080702	BOLT M 8X 70 PLATED	1
38	CY-26306-080002	NUT	2
39	CY-26756-060002	LOCK NUT 6	1
40	CY-114110-07760	LABEL, FUEL OIL	1

## FIG. 2. ENGINE ACCESSORIES

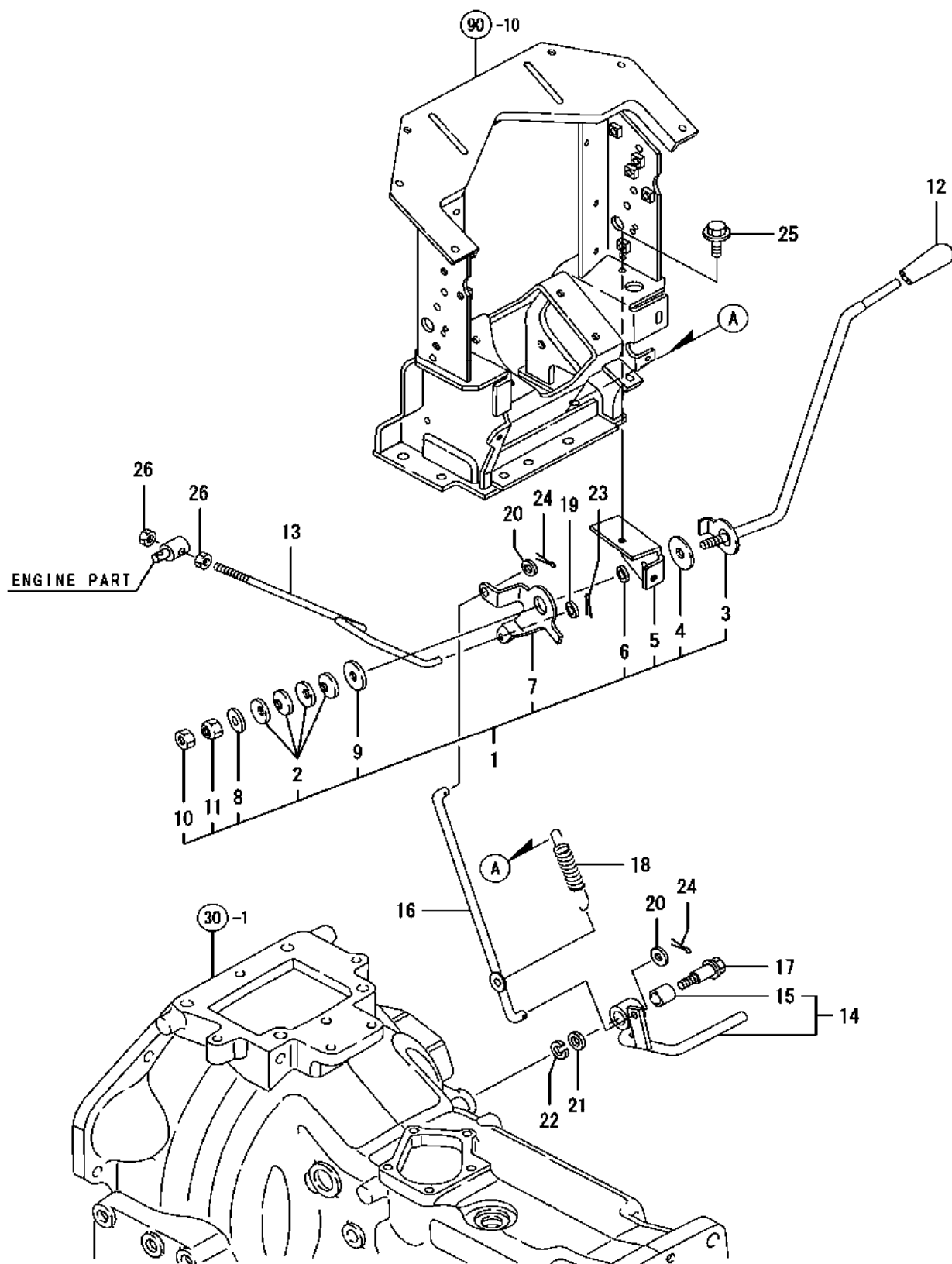




**FIG. 2. ENGINE ACCESSORIES**

REF NO.	PART NUMBER	DESCRIPTION	QTY
1	CY-1A7260-01030	RAIL, RADIATOR L	1
2	CY-1A7260-01040	RAIL, RADIATOR R	1
3	CY-1A7260-01210	PIPE, COOLING WATER	1
4	CY-1A7260-01220	PIPE, COOLING WATER	1
5	CY-1A7780-01250	SCREEN,RADIATOR	1
6	CY-1A8170-01300	SHROUD M ASSY, FAN	1
7	CY-198242-02310	STAY,DRAIN	1
8	CY-1A7260-03151	PIPE,OVERFLOW(500	1
9	CY-1A7310-06200	PIPE ASSY, INTAKE	1
10	CY-1A7300-06210	PIPE SUB-ASSY, A	1
11	CY-1A7270-06220	HOSE, INTAKE B	1
12	CY-129956-12160	CLAMP	1
13	CY-106990-44660	CLIP,HOSE	1
14	CY-175022-49730	CRIP 31, HOSE	1
15	CY-175022-49750	CLIP 37, HOSE	2
16	CY-124766-59050	CLAMP 12	1
17	CY-124766-59050	CLAMP 12	2
18	CY-124766-59050	CLAMP 12	2
19	CY-124766-59050	CLAMP 12	2
20	CY-1A7270-60211	STAY ASSY, L.H.	1
21	CY-1A7270-60221	STAY ASSY, R.H.	1
22	CY-1A7260-60860	URETHANE, RADIATOR	1
23	CY-1A7260-60880	URETHANE, HOSE	1
24	CY-198146-63660	STRIP 250,WEATHER	2
25	CY-23000-035000	CLAMP 35	1
26	CY-23000-070000	CLAMP 70	1
27	CY-23000-080000	CLAMP 80	1
28	CY-23980-730180	HOSE, 7.3 X 180	1
29	CY-23980-730350	FUEL PIPE 7.3X350	1
30	CY-23980-730400	FUEL PIPE 7.3X400	1
31	CY-23980-730400	FUEL PIPE 7.3X400	1
32	CY-23980-730680	HOSE 7.3X680,BRAIDED	1
33	CY-26106-060122	BOLT M 6X 12 PLATED	4
34	CY-26106-060122	BOLT M 6X 12 PLATED	2
35	CY-26106-060252	BOLT M 6X 25 PLATED	2
36	CY-26106-080162	BOLT M 8X 16 PLATED	4
37	CY-26106-080162	BOLT M 8X 16 PLATED	2
38	CY-26106-080252	BOLT M 8X 25 PLATED	2
39	CY-26106-080162	BOLT M 8X 16 PLATED	1
40	CY-26106-100162	BOLT M10X 16 PLATED	1
41	CY-29622-140001	BAND 140	1
42	CY-124766-59050	CLAMP 12	2

FIG. 3. ACCELERATOR LEVER

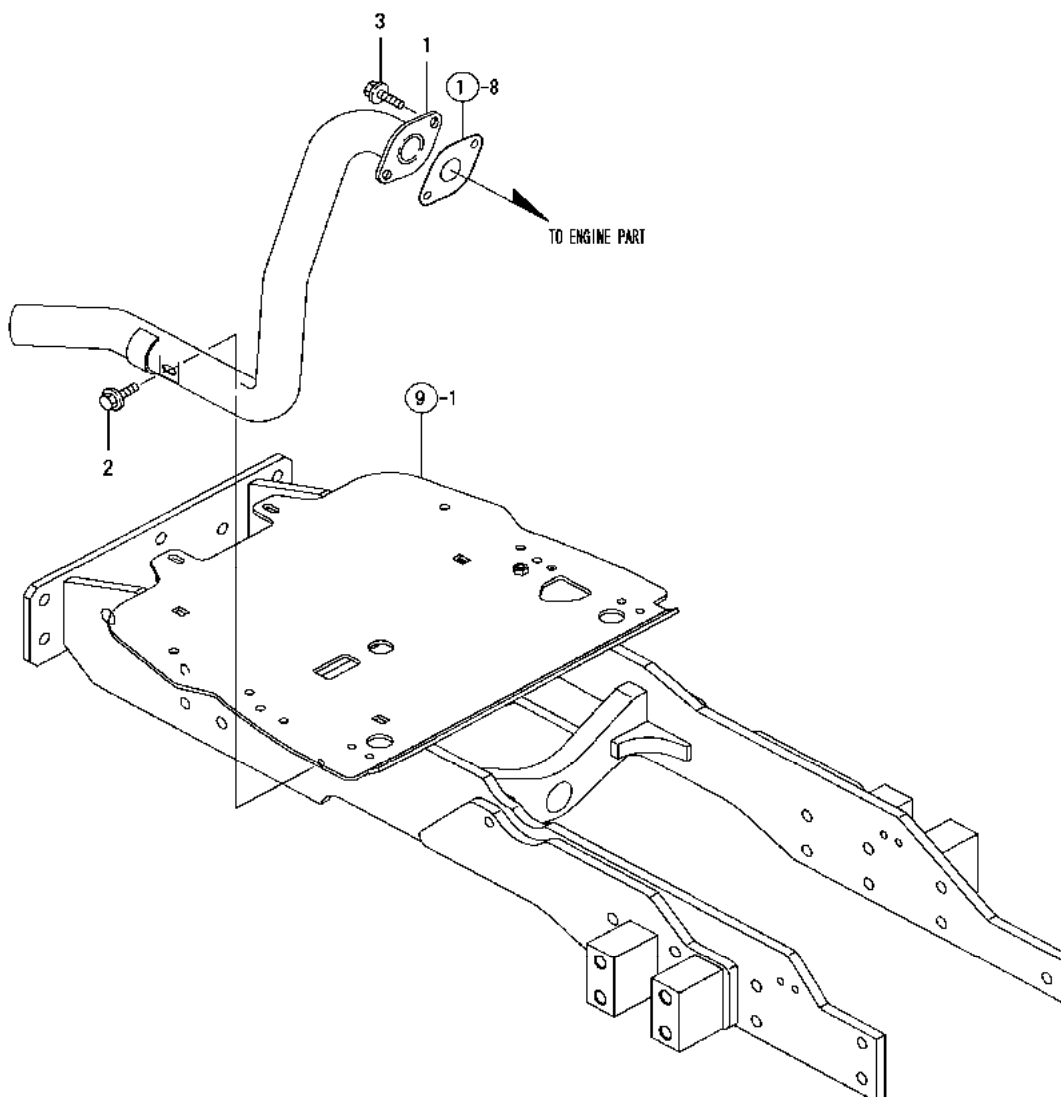


**FIG. 3. ACCELERATOR LEVER**

REF NO.	PART NUMBER	DESCRIPTION	QTY
1	CY-7A7780-01110	LEVER KIT, CONTROL	1
2	CY-194740-00160	WASHER 10, CONICAL	4
3	CY-1A7780-01110	LEVER ASSY, CONTROL	1
4	CY-198165-01130	PLATE, FRICTION	1
5	CY-198220-01140	BRACKET, LEVER	1
6	CY-194150-01270	SPACER 20	1
7	CY-198242-01350	LEVER,ACCELRTR.LINK	1
8	CY-194145-61570	WASHER 10	1
9	CY-22157-100000	WASHER 10	1
10	CY-26756-100002	LOCK NUT M10 PLATED	1
11	CY-26986-100002	LOCK NUT 10	1
12	CY-198253-01190	KNOB, THROTTLE LEVER	1
13	CY-1A7780-01320	ROD,ACCELERATOR	1
14	CY-198240-01400	PEDAL, THROTTLE	1
15	CY-24550-014200	BUSH 14X20	1
16	CY-198240-01450	ROD, THROTTLE LINK	1
17	CY-198240-01470	BOLT M10	1
18	CY-194750-04400	SPRING, RETURN	1
19	CY-22137-080000	WASHER 8, POLISHED	1
20	CY-22137-080000	WASHER 8, POLISHED	2
21	CY-22137-100000	WASHER 10,POLISHED	1
22	CY-22217-100000	SPRING WASHER 10	1
23	CY-22417-250300	COTTER PIN 2.5X30	1
24	CY-22417-250300	COTTER PIN 2.5X30	2
25	CY-26106-080162	BOLT M 8X 16 PLATED	2
26	CY-26716-080002	NUT M 8	2

THIS PAGE INTENTIONALLY LEFT BLANK

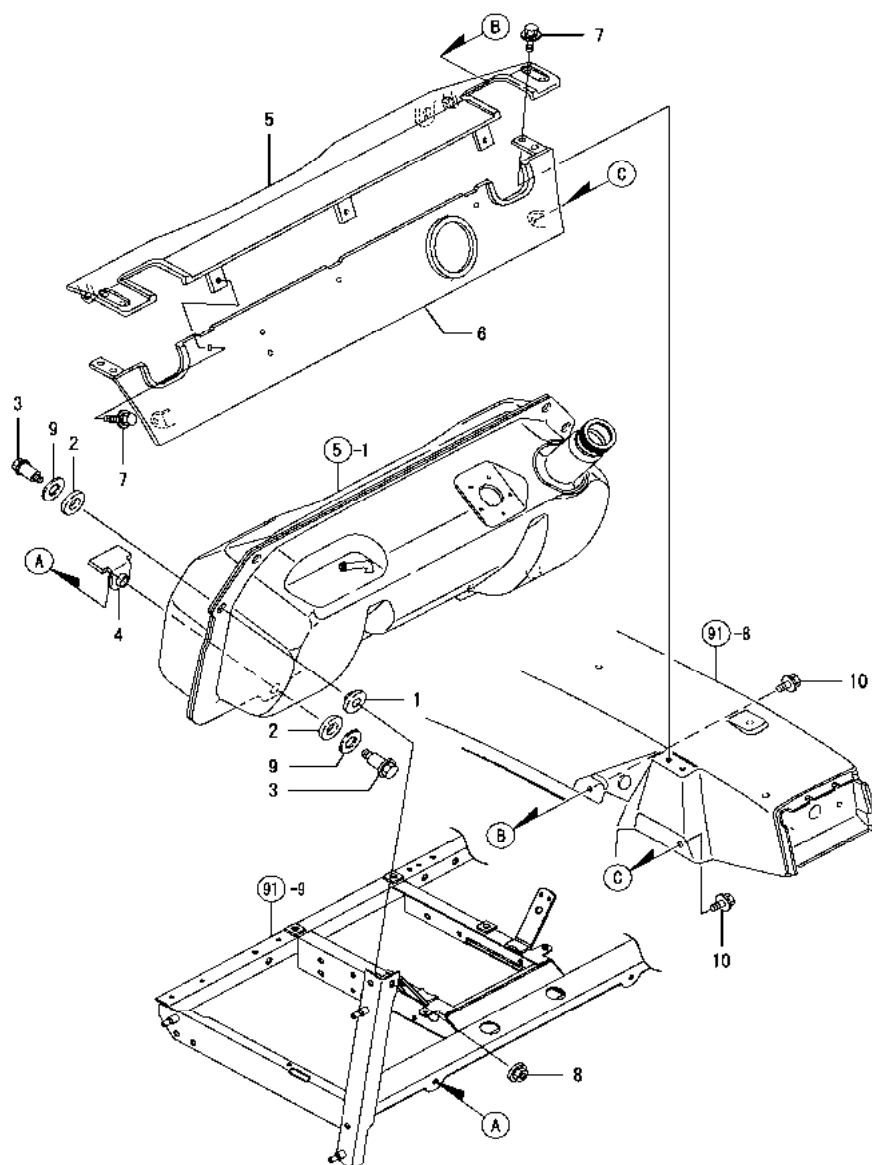
FIG. 4. EXHAUST



REF NO.	PART NUMBER	DESCRIPTION	QTY
1	CY-1A7780-03110	MUFFLER PIPE	1
2	CY-26106-080202	BOLT M 8X 20 PLATED	1
3	CY-26106-080202	BOLT M 8X 20 PLATED	2

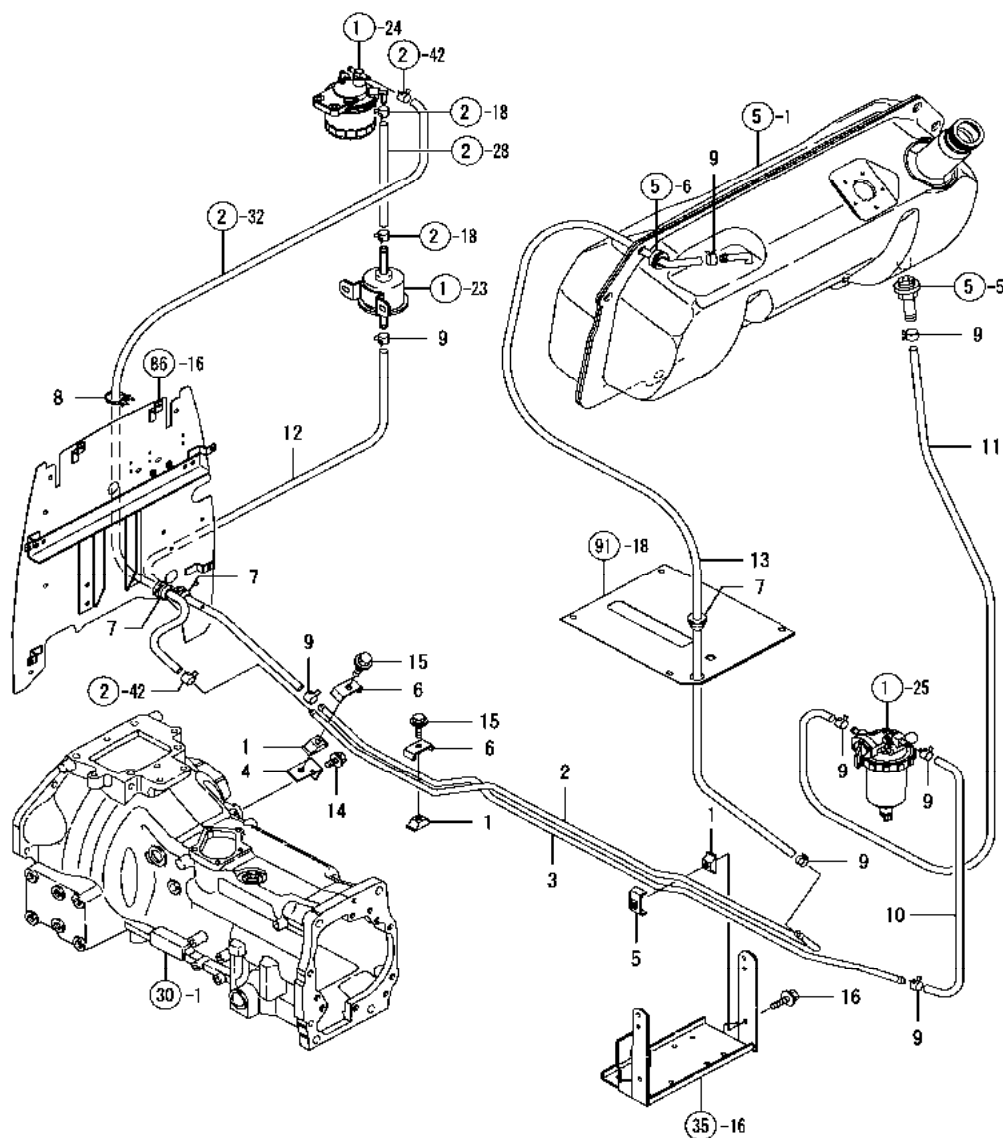


FIG. 6. TANK BRACKET



REF NO.	PART NUMBER	DESCRIPTION	QTY
1	CY-194555-04260	PACKING, RUBBER	2
2	CY-194555-04270	PACKING, RUBBER	4
3	CY-194555-04280	BOLT M 8X 26	4
4	CY-198220-04290	PAD	2
5	CY-198320-043001	COVER, TANK FRONT	1
6	CY-198320-043502	COVER, TANK REAR	1
7	CY-194155-05210	BOLT W/WASHER M6X16	7
8	CY-194990-22140	NUT W/WASHER 8	2
9	CY-22157-120000	WASHER 12	4
10	CY-26106-080162	BOLT M 8X 16 PLATED	4

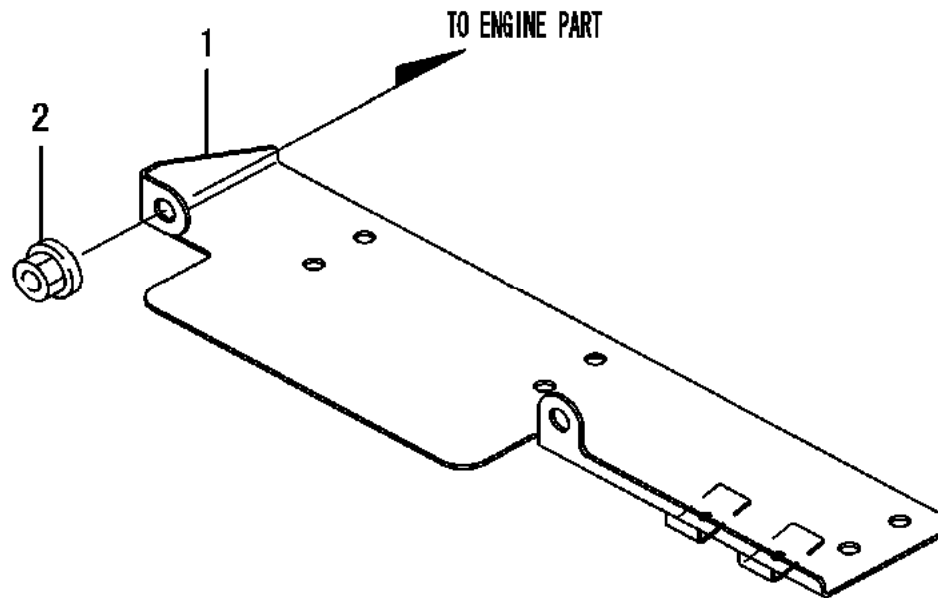
FIG. 7. FUEL PIPE



REF NO.	PART NUMBER	DESCRIPTION	QTY
1	CY-198240-04710	BASE, PIPE CLAMP	3
2	CY-198240-04750	PIPE, FUEL OIL	1
3	CY-198240-04760	PIPE, FUEL OIL	1
4	CY-198240-04770	BRACKET, FUEL PIPE	1
5	CY-198327-04840	CLAMP	1
6	CY-194180-17770	CLAMP, PIPE	2
7	CY-194170-51210	GROMMET 25	3
8	CY-198448-51910	CLIP, BAND	1
9	CY-124766-59050	CLAMP 12	8
10	CY-23980-730300	FUEL PIPE 7.3X300	1
11	CY-23980-730420	FUEL PIPE 7.3X 420	1
12	CY-23980-730450	FUEL PIPE 7.3X450	1
13	CY-23980-731200	FUEL PIPE 7.3X1200	1
14	CY-26106-080162	BOLT M 8X 16 PLATED	1
15	CY-26106-080252	BOLT M 8X 25 PLATED	2
16	CY-26106-080302	BOLT M 8X 30 PLATED	1

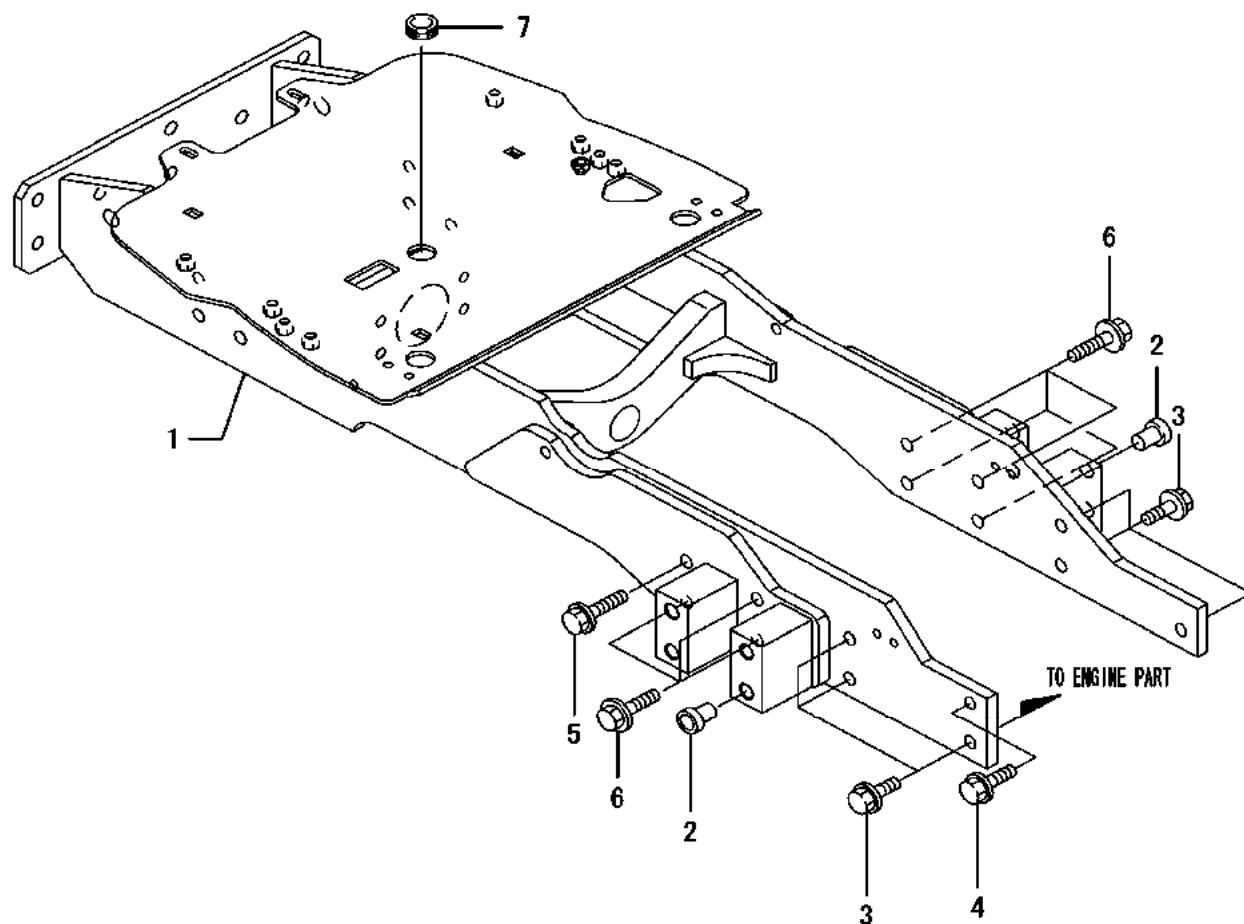


FIG. 8. SHUTTER PLATE



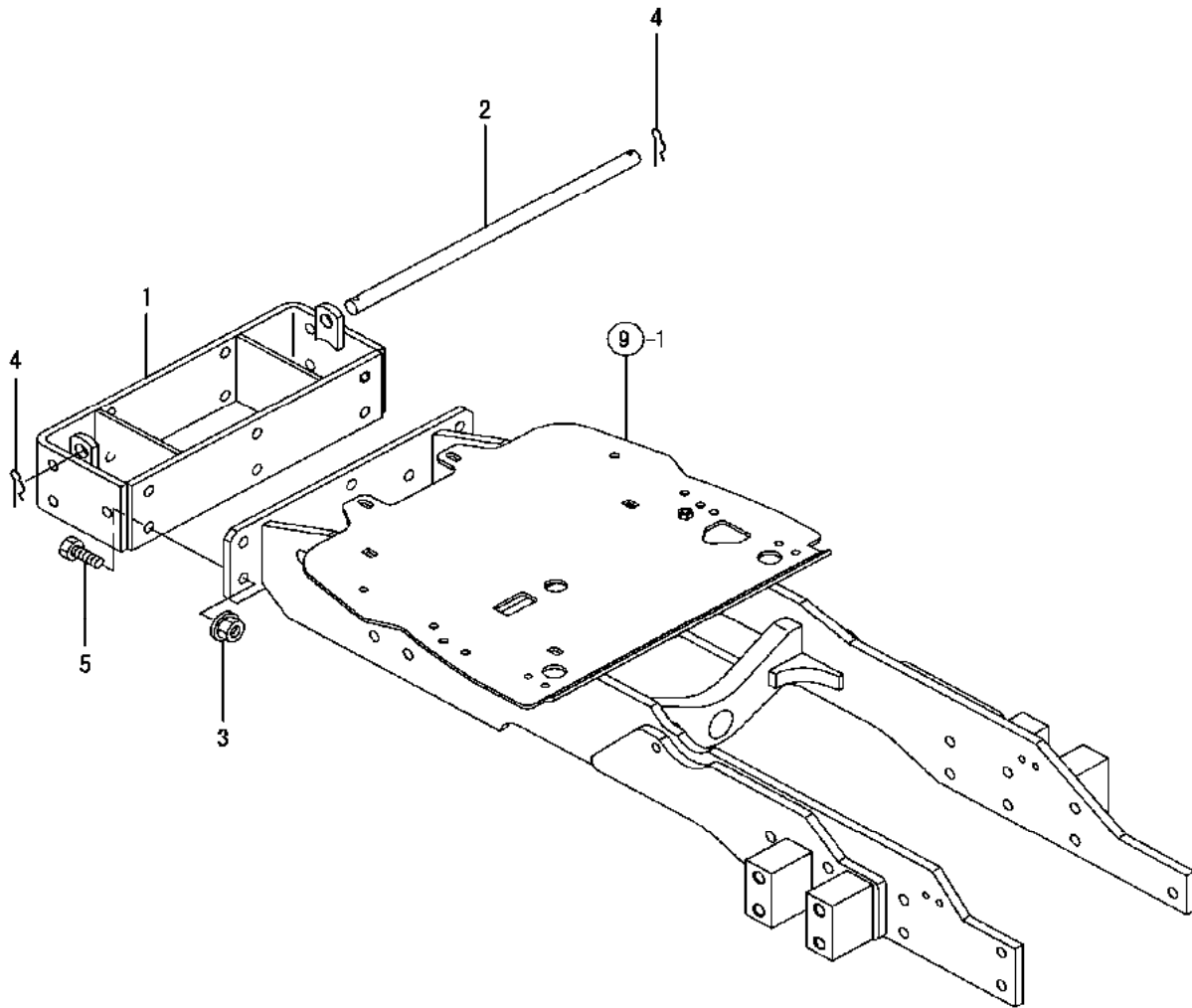
REF NO.	PART NUMBER	DESCRIPTION	QTY
1	CY-1A8205-05510	PLATE,SHUTTER	1
2	CY-194990-22140	NUT W/WASHER 8	2

FIG. 9. FRONT BRACKET



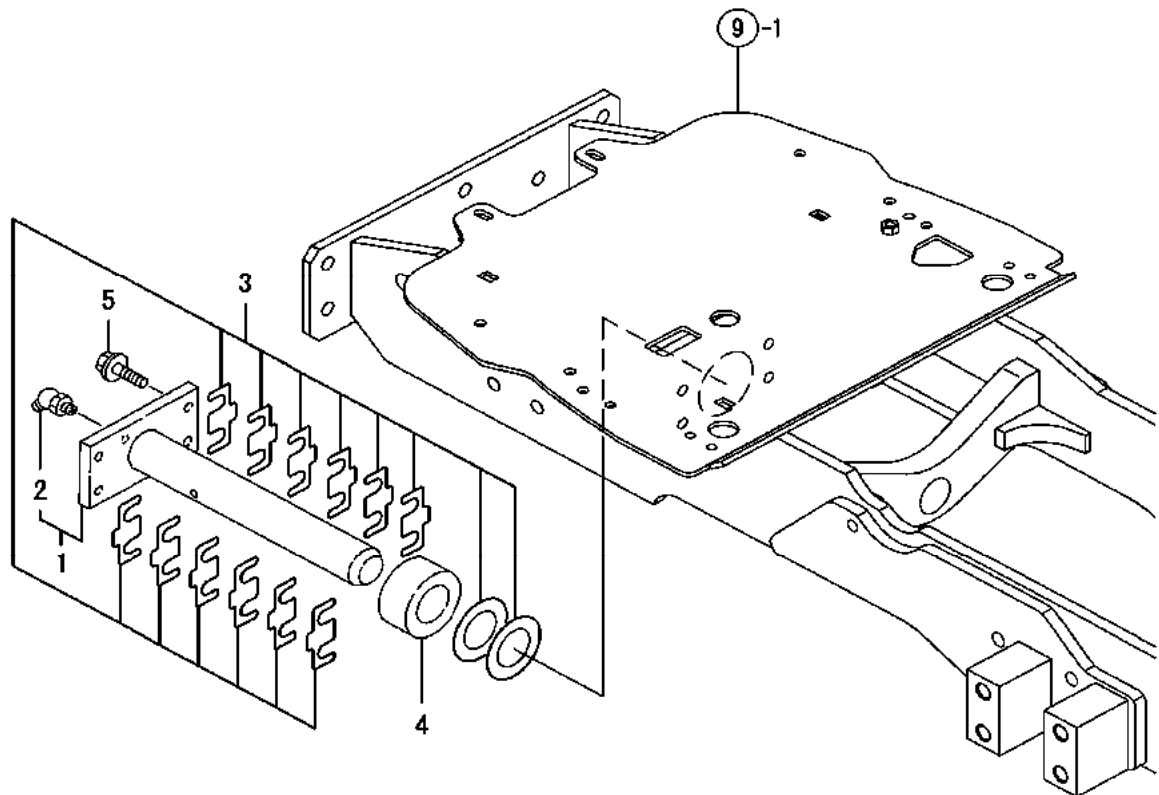
REF NO.	PART NUMBER	DESCRIPTION	QTY
1	CY-1A8170-11100	BRACKET ASSY, AXLE	1
2	CY-194450-11190	PLUG 15	4
3	CY-1A7780-11510	BOLT, M12X30	6
4	CY-198240-11620	BOLT M12X 34	1
5	CY-198240-11640	BOLT M12X 46	1
6	CY-198240-11650	BOLT 12*45	7
7	CY-194180-61980	GROMMET 24	4

FIG. 10. FRONT HITCH



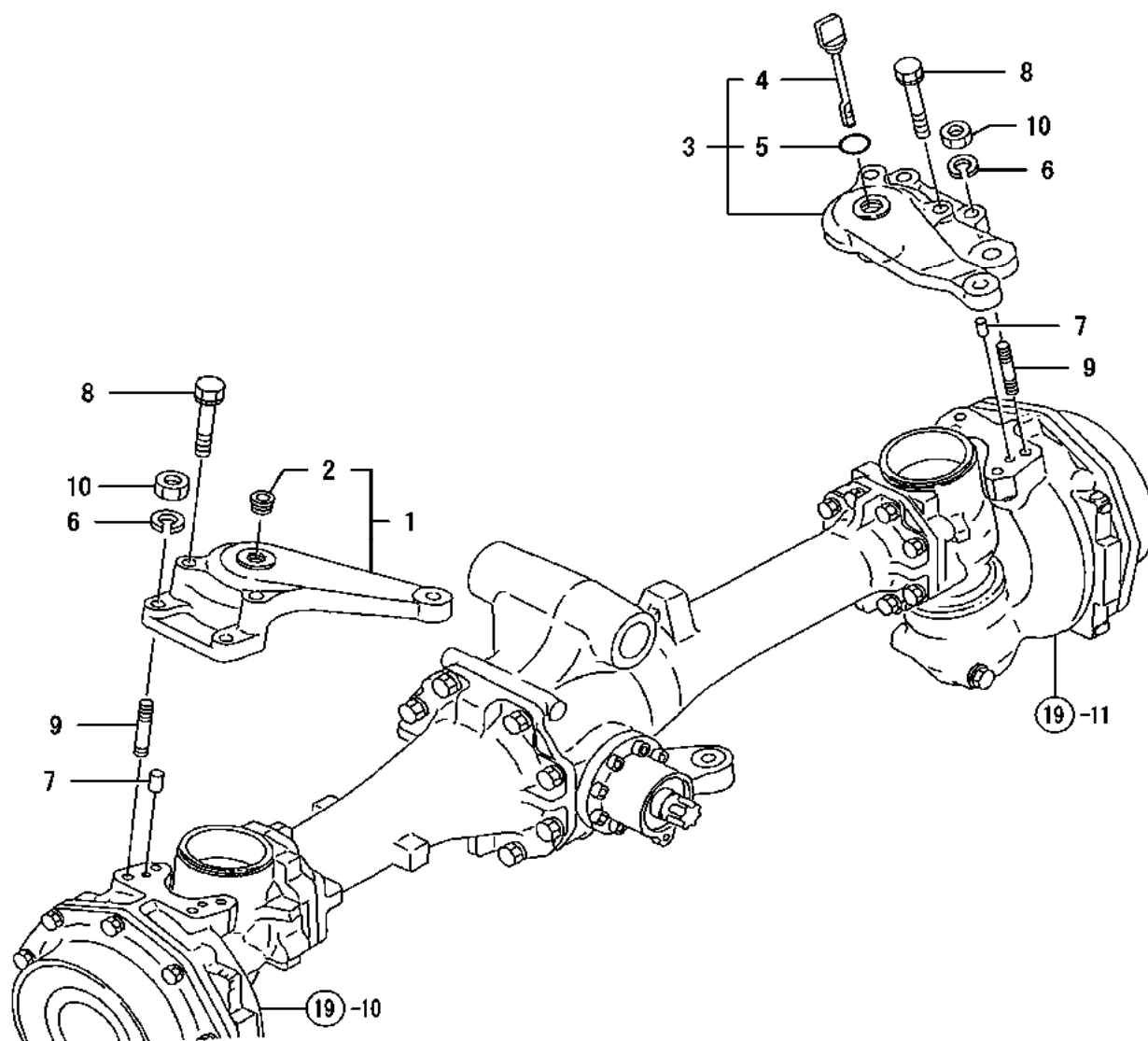
REF NO.	PART NUMBER	DESCRIPTION	QTY
1	CY-1A8160-11120	HITCH,FRONT	1
2	CY-194197-11140	PIN, LOCK	1
3	CY-194990-22160	NUT W/WASHER 12	6
4	CY-22372-160000	SNAP PIN 16	2
5	CY-26116-120352	BOLT M12X 35 PLATED	6

FIG. 11. CENTER PIN



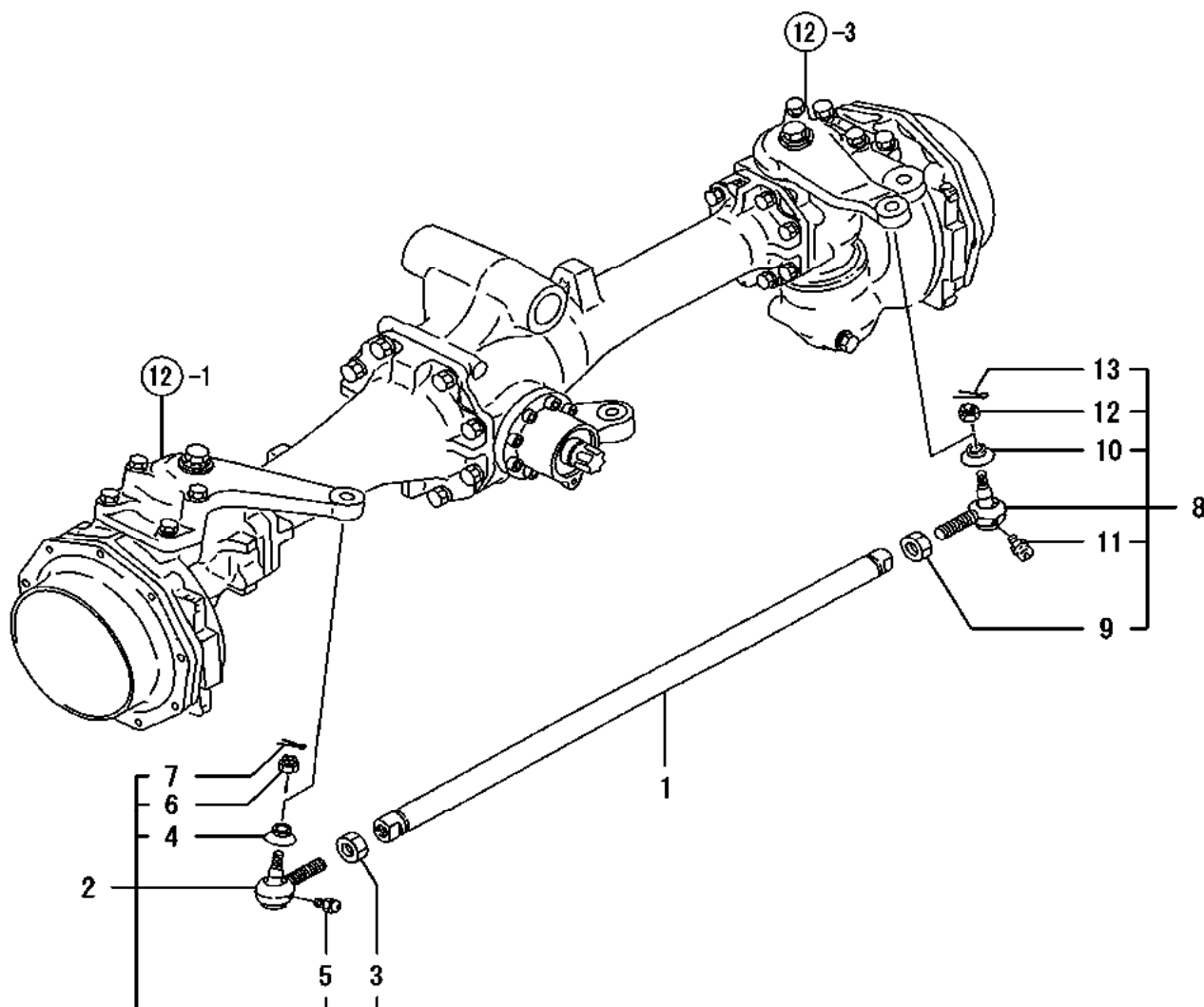
REF NO.	PART NUMBER	DESCRIPTION	QTY
1	CY-198327-11500	PIN, CENTER	1
2	CY-24761-040000	NIPPLE B,GREASE	1
3	CY-198240-11540	SHIM SET	1
4	CY-198240-11550	SPACER 35X62X28	1
5	CY-26106-120352	BOLT M12X 35	4

FIG. 12. KNUCKLE ARM



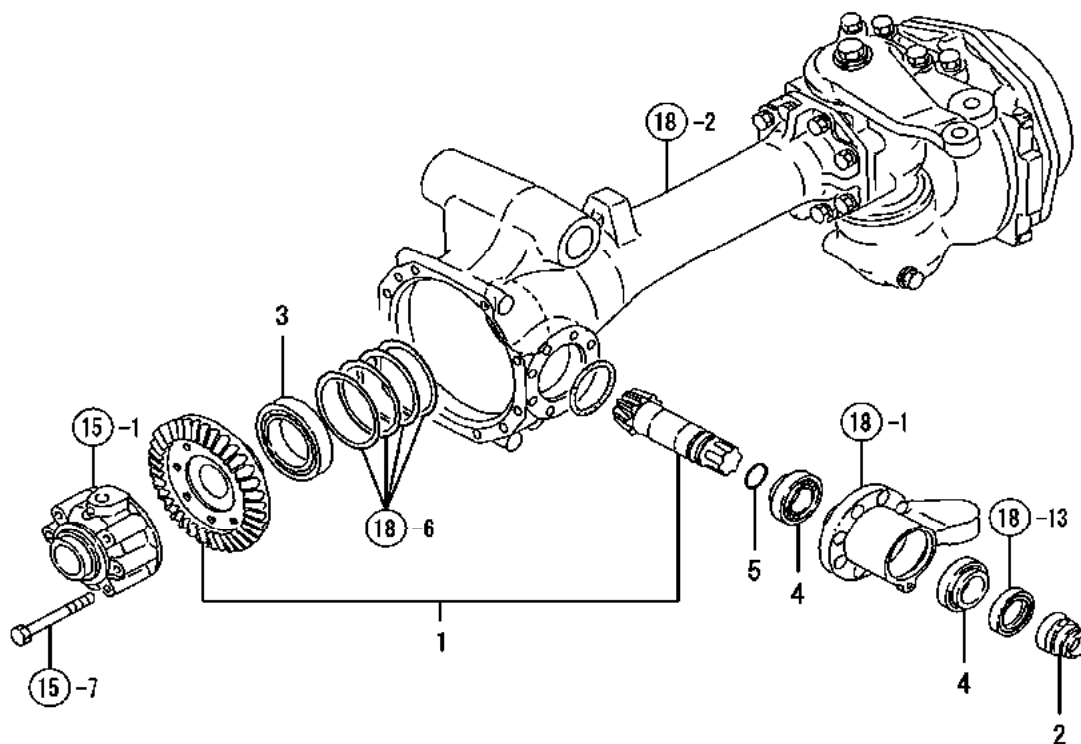
REF NO.	PART NUMBER	DESCRIPTION	QTY
1	CY-198251118001	ARM L COMP.,KNUCKLE	1
2	CY-23876-040000	PLUG PT 1/2	1
3	CY-198251118201	KNUCKLE ARM R CMP	1
4	CY-198251-13630	GAUGE,OIL LEVEL	1
5	CY-24311-000180	O-RING 1A P-18.0	1
6	CY-22217-120000	SPRING WASHER 12	4
7	CY-22312-100180	PARALLEL PIN 10X 18	4
8	CY-26013-120802	BOLT W/WASHER12*80	4
9	CY-26216-120352	STUD M12X 35 PLATED	4
10	CY-26716-120002	NUT 12	4

FIG. 13. TIE ROD



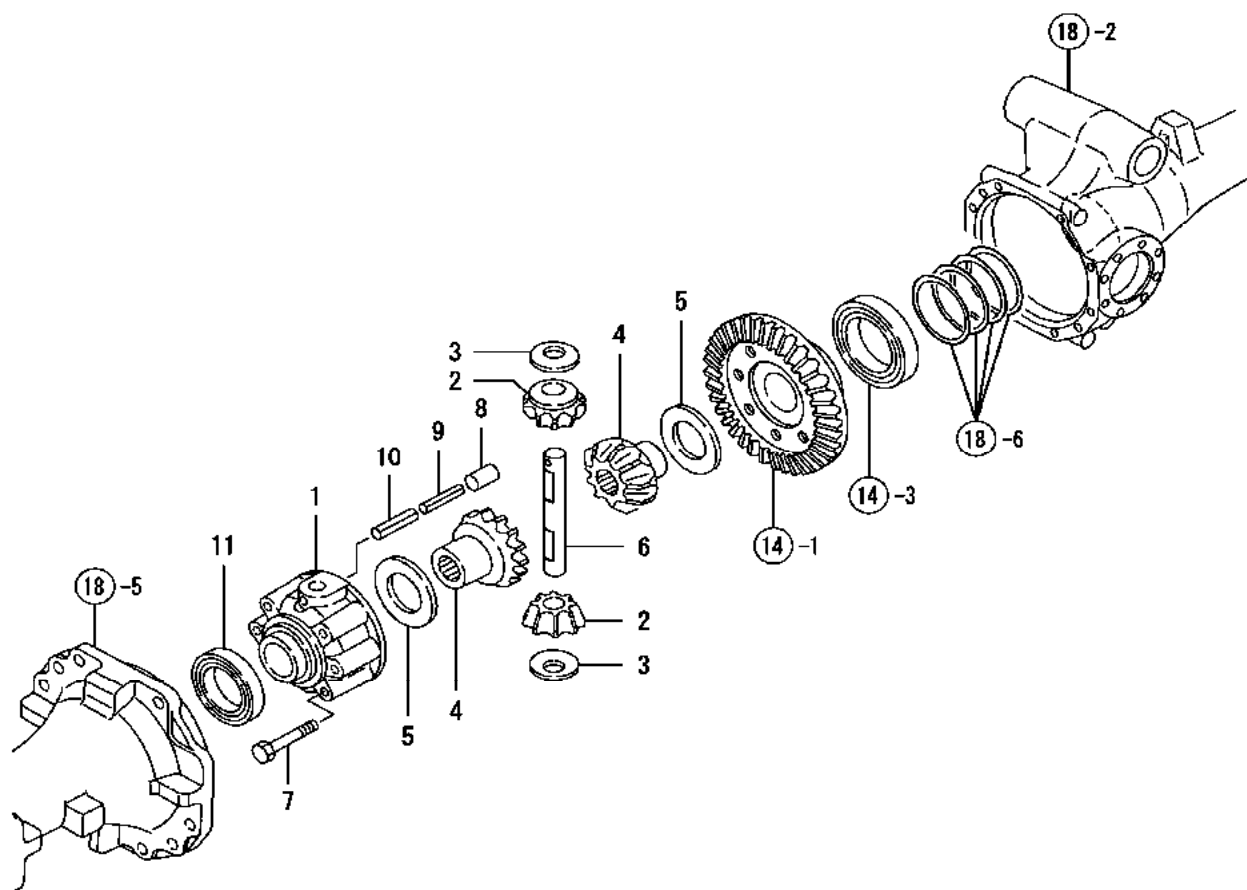
REF NO.	PART NUMBER	DESCRIPTION	QTY
1	CY-198251123101	TIE-ROD	1
2	CY-198240-18120	TIRE-ROD END KIT(LR)	1
3	CY-194990-22831	NUT,L. 17	1
4	CY-194730-57220	COVER, DUST	1
5	CY-24761-060000	NIPPLE MT6X1, GREASE	1
6	CY-198240-12590	NUT 12	1
7	CY-22417-300250	COTTER PIN 3.0X 25	1
8	CY-198240-18130	TIRE-ROD END KIT RL	1
9	CY-194990-22841	NUT,R. 17	1
10	CY-194730-57220	COVER, DUST	1
11	CY-24761-060000	NIPPLE MT6X1, GREASE	1
12	CY-198240-12590	NUT 12	1
13	CY-22417-300250	COTTER PIN 3.0X 25	1

FIG. 14. FRONT RING GEAR



REF NO.	PART NUMBER	DESCRIPTION	QTY
1	CY-198251-13100	GEAR ASSY, RING	1
2	CY-1A7780-13670	SPACER, SEAL DRIVE	1
3	CY-24101-060124	BALL BEARING	1
4	CY-24141-320070	ROLLER BEARING	2
5	CY-24341-000315	O-RING 1A S-31.5	1

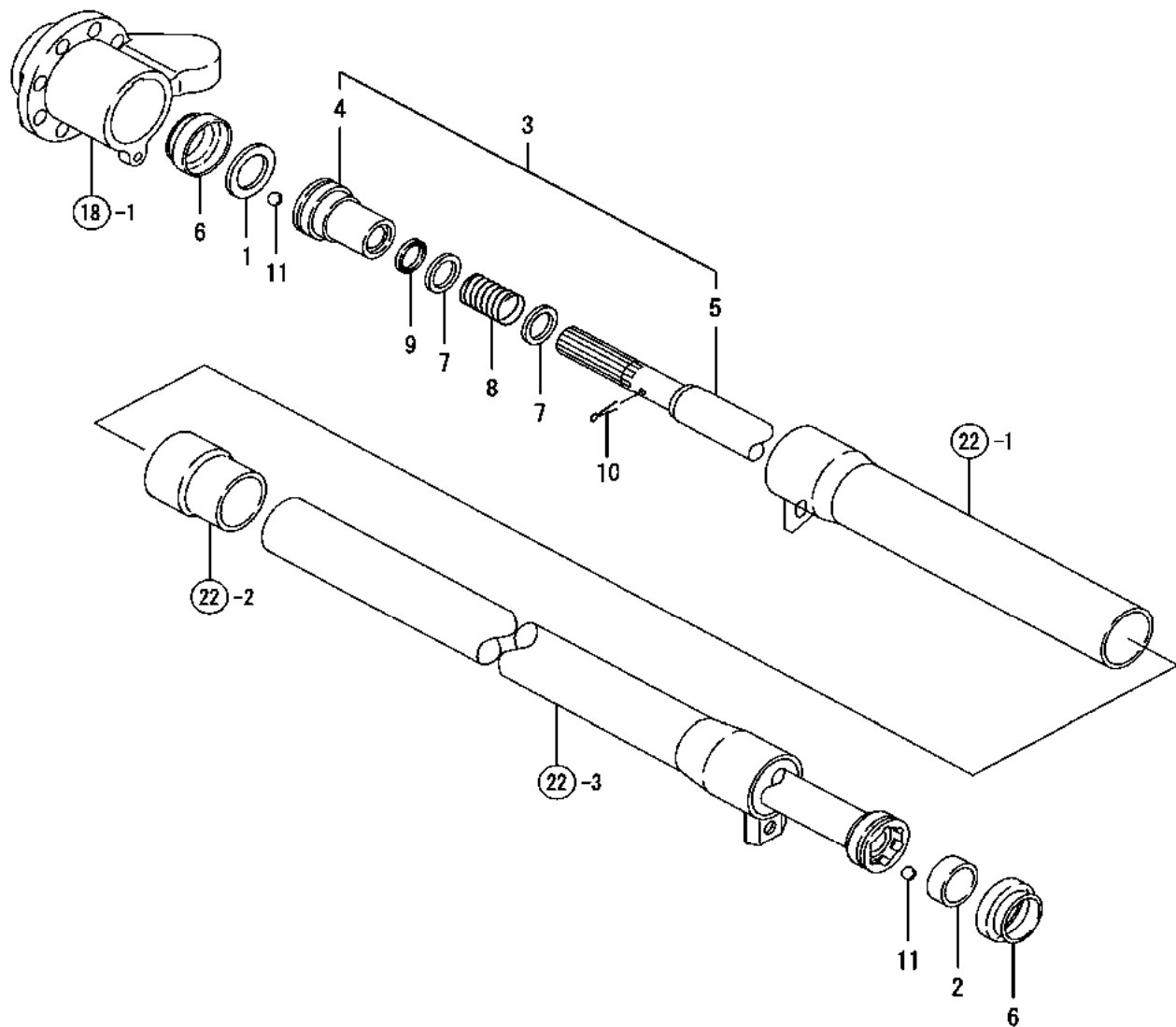
FIG. 15. DIFFERENTIAL GEAR



REF NO.	PART NUMBER	DESCRIPTION	QTY
1	CY-194641-13210	CASE, DIFFERENTIAL	1
2	CY-194321-13230	PINION, DIFFERENTIAL	2
3	CY-194465-13240	LINER, DIFFERENTIAL	2
4	CY-194321-13250	GEAR, DIFF. SIDE	2
5	CY-194465-13260	WASHER	2
6	CY-194321-13270	SHAFT, DIFF. PINION	1
7	CY-194323-13290	BOLT M10X 70	6
8	CY-22312-100180	PARALLEL PIN 10X 18	2
9	CY-22351-035032	SPRING PIN 3.5X32	1
10	CY-22351-060032	SPRING PIN 6X32	1
11	CY-24101-060104	BALL BEARING	1

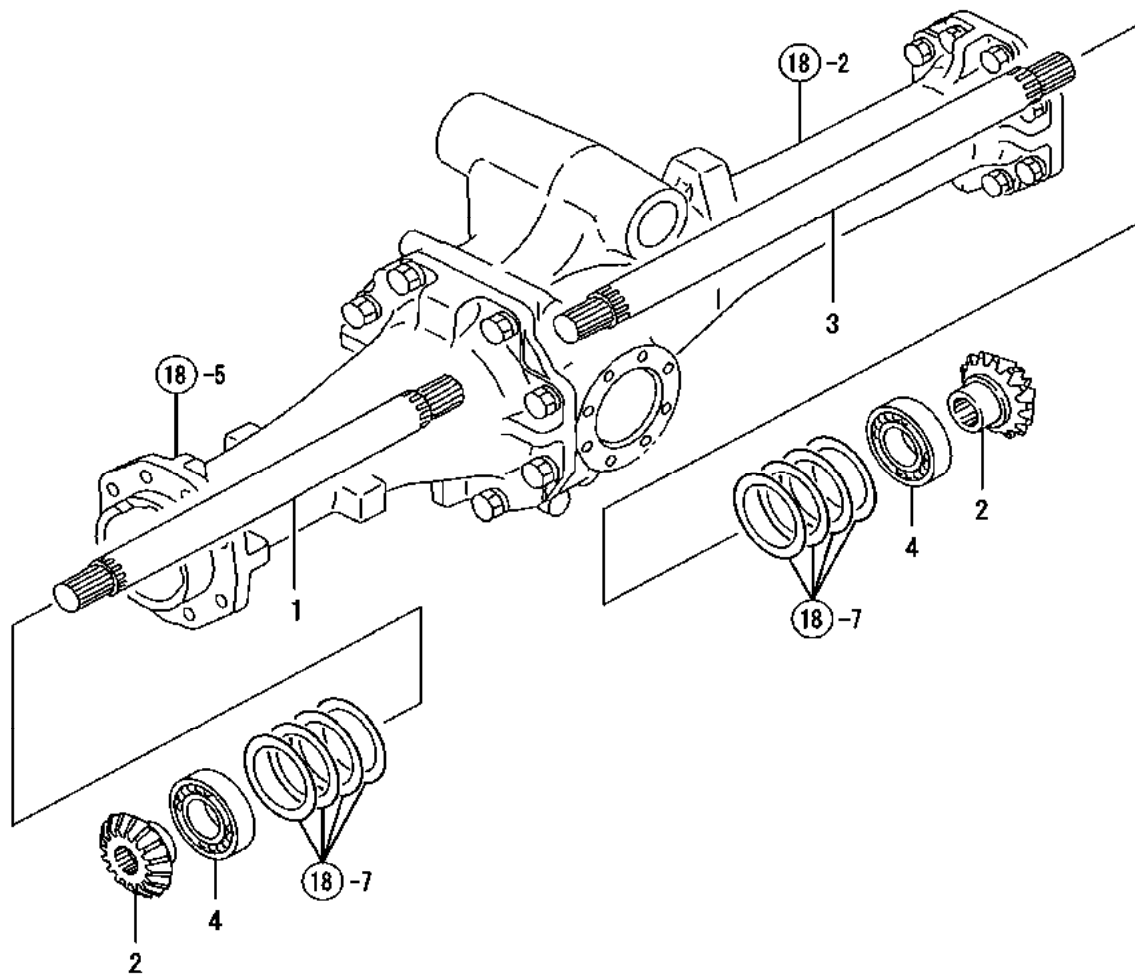


FIG. 16. PROPELLER SHAFT



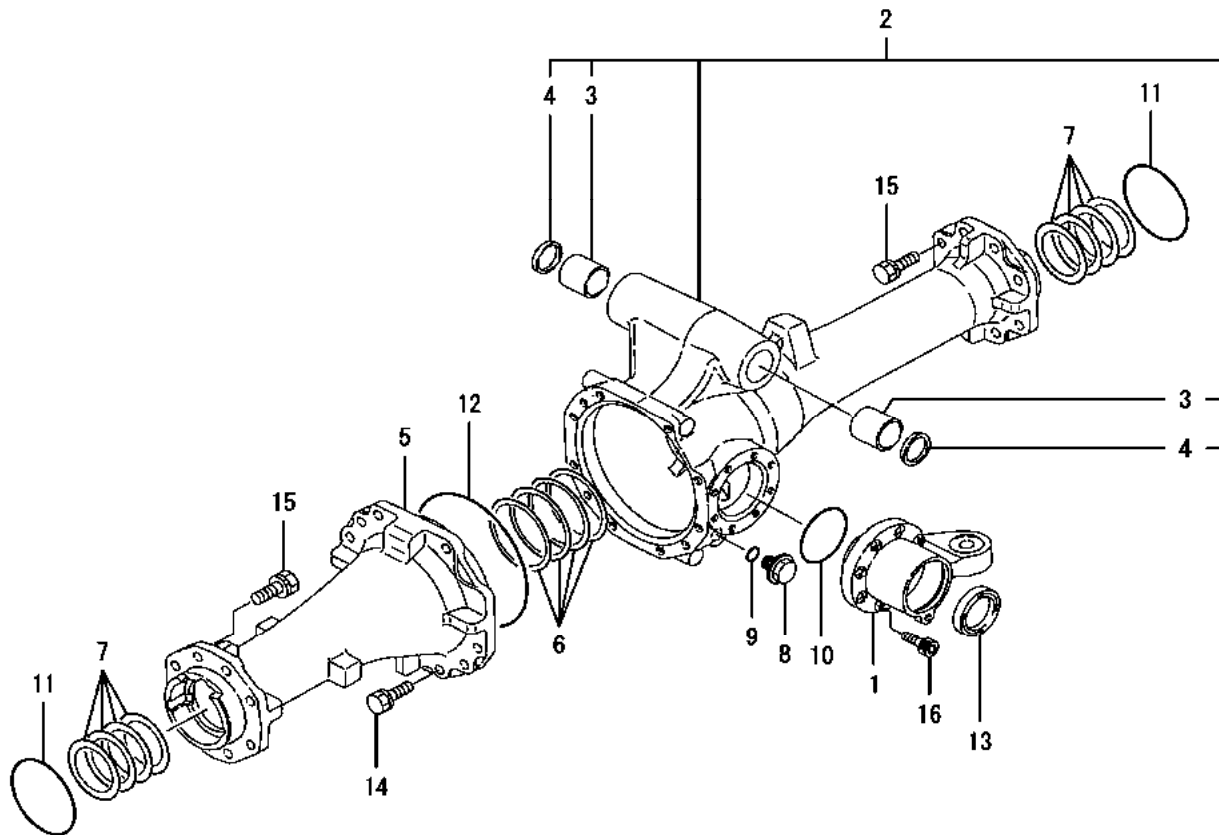
REF NO.	PART NUMBER	DESCRIPTION	QTY
1	CY-198251-13270	SPACER 30X45X 2	1
2	CY-198241-13280	SPACER 33X40X15.5	1
3	CY-198137-13300	PROPELLER SHAFT	1
4	CY-198133-13340	COUPLING	1
5	CY-198137-13350	SHAFT, PROPELLER	1
6	CY-194274-13350	BOOT, RUBBER	2
7	CY-194321-13360	WASHER	2
8	CY-198441-13370	SPRING,RETAINER	1
9	CY-194321-13380	SEAL, SPLINE SHAFT	1
10	CY-22417-400500	COTTER PIN 4.0X50	1
11	CY-24190-110001	BALL 11/32, STEEL	12

FIG. 17. FRONT DRIVE SHAFT

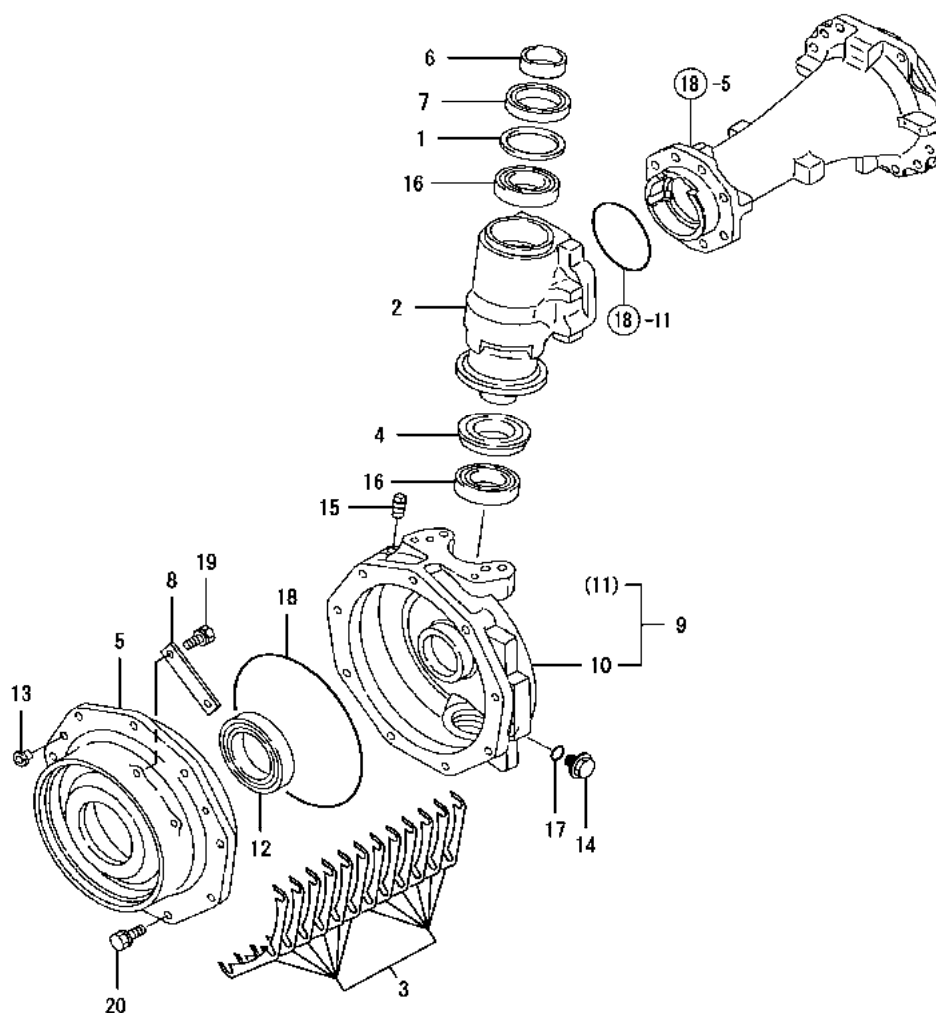


REF NO.	PART NUMBER	DESCRIPTION	QTY
1	CY-198251-13510	SHAFT, FRONT	1
2	CY-198153-13521	PINION, FRONT	2
3	CY-198251-13520	SHAFT, FRONT	1
4	CY-24101-062084	BALL BEARING	2

FIG. 18. FRONT AXLE HOUSING



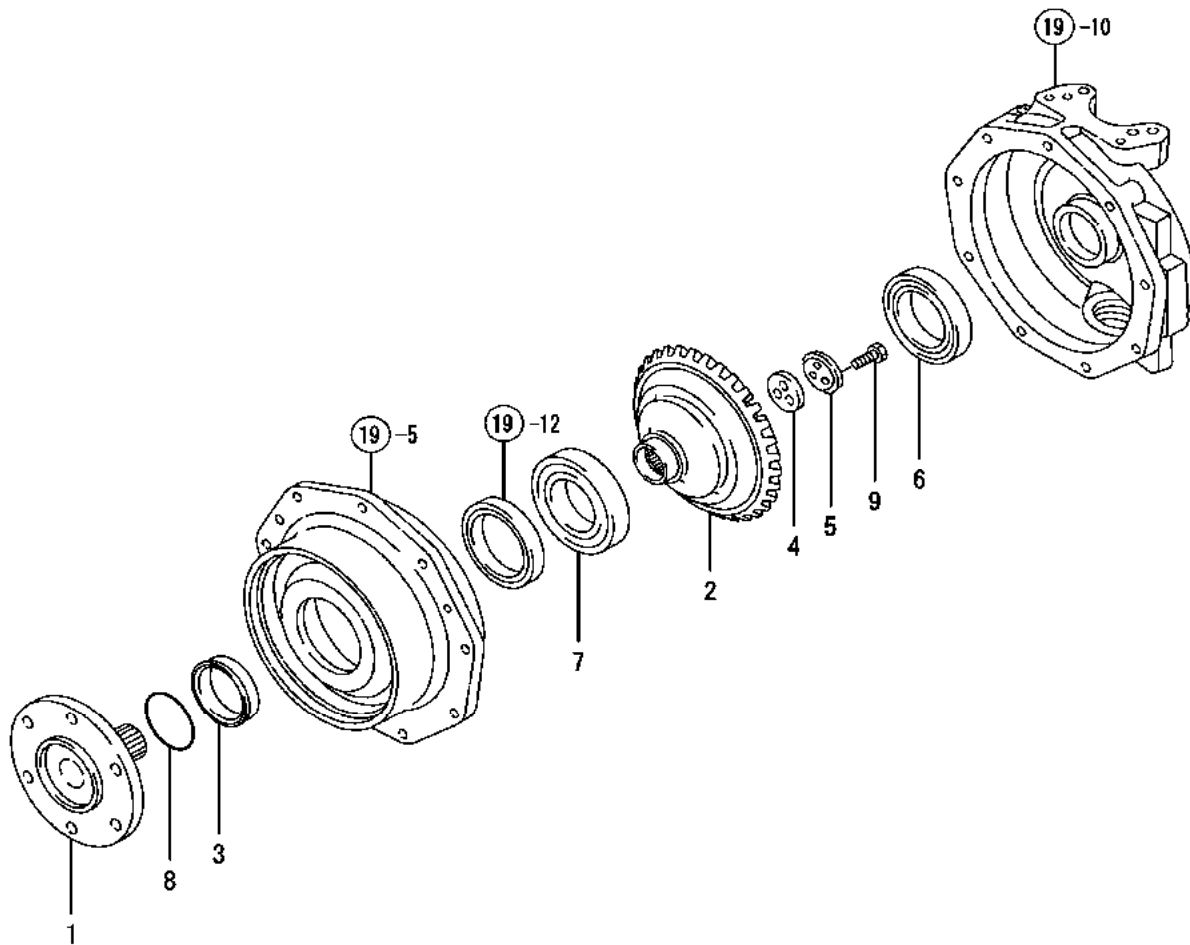
REF NO.	PART NUMBER	DESCRIPTION	QTY
1	CY-198251134501	RETAINER, BEARING	1
2	CY-198251136001	AXLE HOUSING RH.ASSY	1
3	CY-198251-11220	BUSH 35X41X40	2
4	CY-194321-11940	SEAL VB 354105, OIL	2
5	CY-198251136101	HOUSING, FRONT AXLE	1
6	CY-794321-13660	SHIM SET	1
7	CY-194641-13670	SHIM SET, PINION	1
8	CY-23491-140002	PLUG 14	1
9	CY-24311-000160	O-RING 1A P-16.0	1
10	CY-24321-000700	O-RING 1A G70.0,NBR	1
11	CY-24321-001000	O-RING 1A G-100.0	2
12	CY-24321-001700	O-RING 1A G-170.0	1
13	CY-24421-456209	SEAL TC 456209, OIL	1
14	CY-26013-120302	BOLT W/WASHER M12X30	11
15	CY-26013-120302	BOLT W/WASHER M12X30	16
16	CY-26450-080252	BOLT M 8X 25	8

**FIG. 19. FRONT GEAR CASE**

REF NO.	PART NUMBER	DESCRIPTION	QTY
1	CY-194321-13680	SPACER 85X1	2
2	CY-198251137101	CASE,SIDE GEAR	2
3	CY-198401-13720	SHIM SET	1
4	CY-194641-13760	SEAL, OIL	2
5	CY-198401137701	CASE	2
6	CY-194641-13780	SLEEVE SI	2
7	CY-194641-13790	SEAL TC6Y 558514	2
8	CY-198401-13790	SUPPORT,BEARING	4
9	CY-198401138001	BOX, FRONT GEAR	1
10	CY-198401137501	CASE	1
11	CY-198401138501	BOX R,FRONT GEAR	1
12	CY-194180-32670	SEAL TC6Y 80 105 15	2
13	CY-1A1120-68070	CAP 8, SCREW	6
14	CY-23491-140002	PLUG 14	2
15	CY-23876-010000	PLUG PT1/8,SCREW	2
16	CY-24101-062094	BALL BEARING	4
17	CY-24311-000160	O-RING 1A P-16.0	2
18	CY-24321-002200	O-RING 220-G	2
19	CY-26013-080252	BOLT M 8X 25	8
20	CY-26013-100252	BOLT W/WASHER M10X25	18

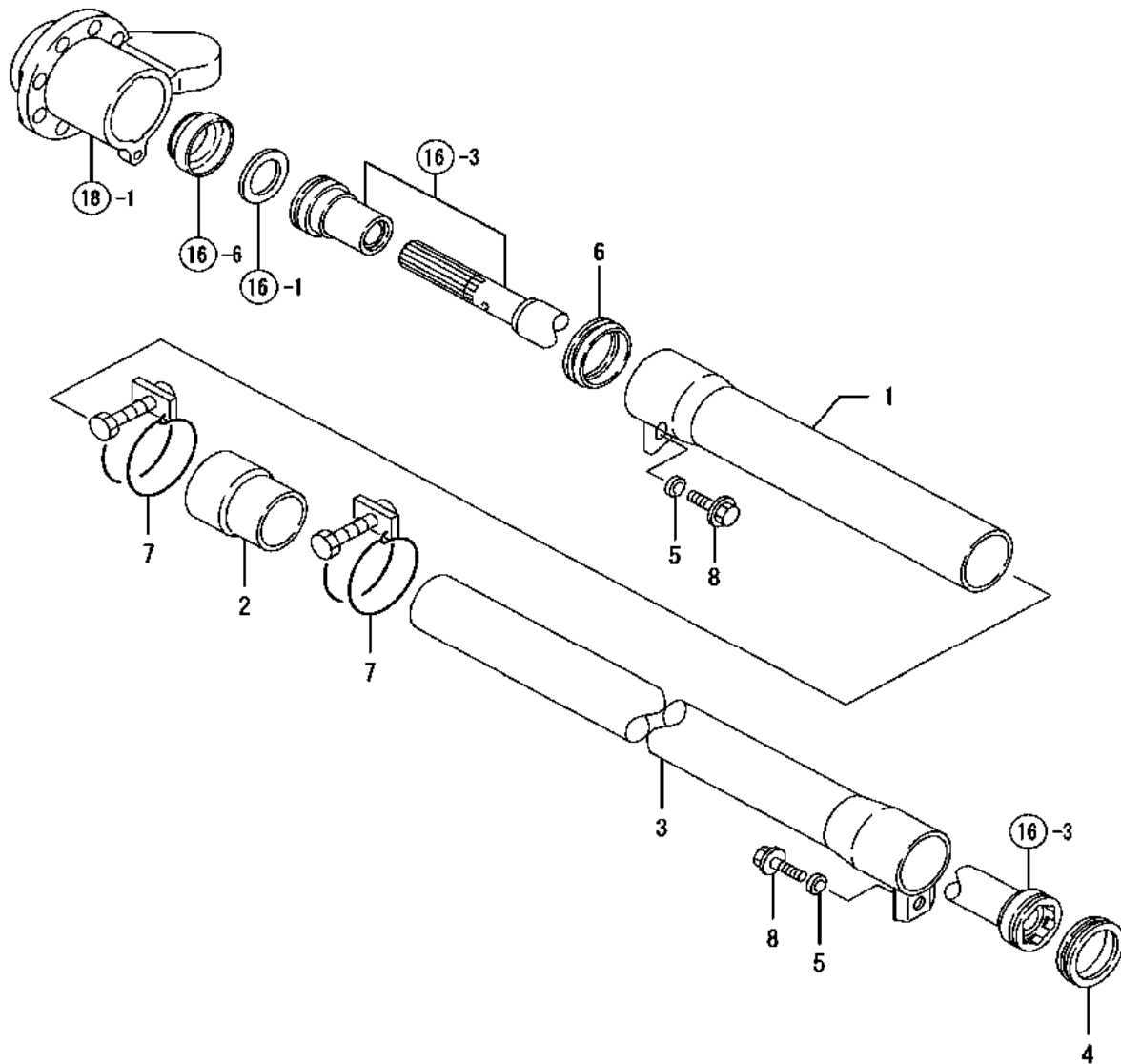


FIG. 21. FRONT SPINDLE



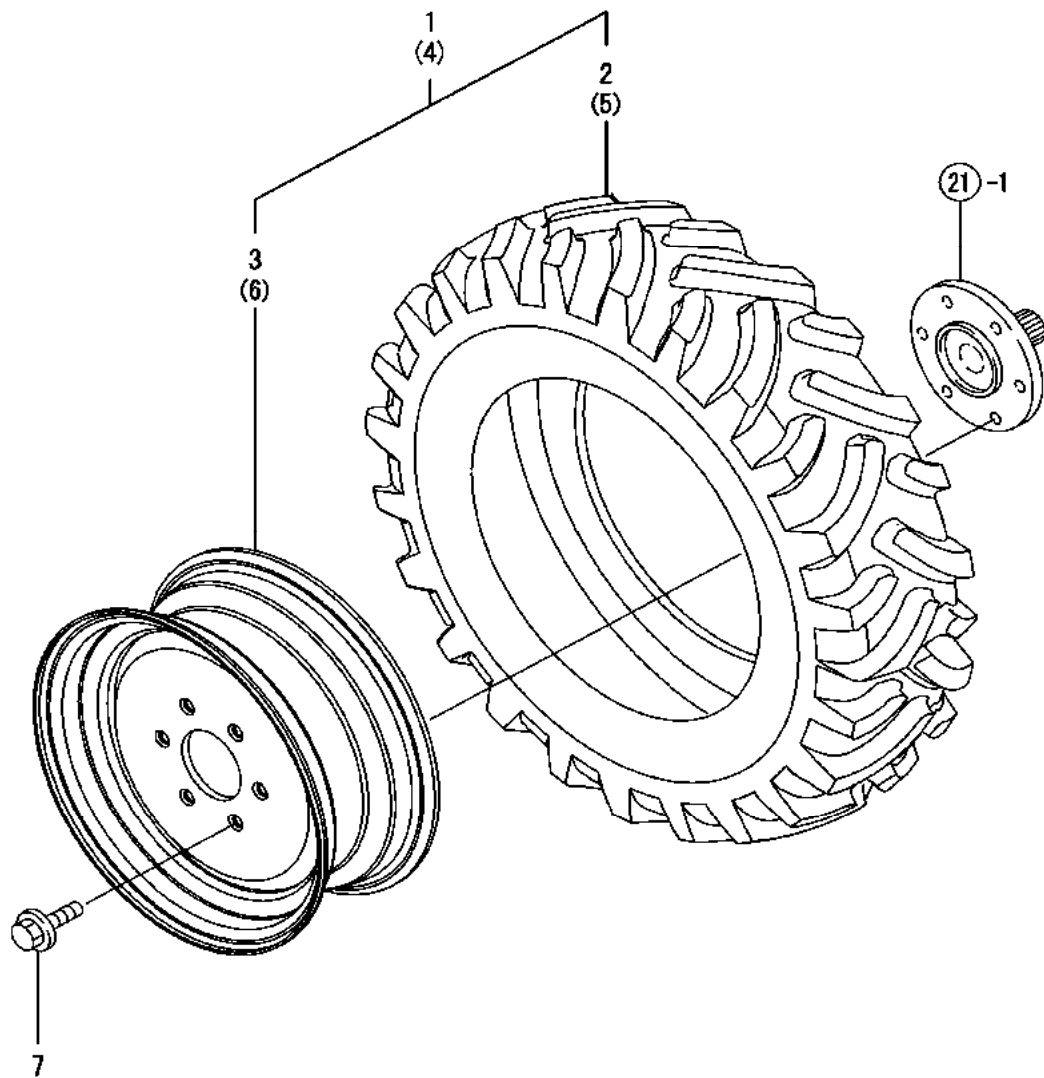
REF NO.	PART NUMBER	DESCRIPTION	QTY
1	CY-198401141101	SHAFT,FRONT AXLE	2
2	CY-198401-14120	GEAR,FRONT FINAL	2
3	CY-198401-14130	COLLAR,SEAL	2
4	CY-198401-14150	WASHER	2
5	CY-198401-14160	WASHER	2
6	CY-24101-060144	BALL BEARING	2
7	CY-24101-062134	BALL BEARING	2
8	CY-24325-000650	O-RING 1B G-65.0	2
9	CY-26116-100252	BOLT M10X 25 PLATED	6

FIG. 22. SHAFT COVER



REF NO.	PART NUMBER	DESCRIPTION	QTY
1	CY-1A7780146001	COVER, FRONT SHAFT	1
2	CY-198241-14650	BOOT, RUBBER	1
3	CY-1A7780147001	COVER, SHAFT	1
4	CY-198255-14740	SEAL 62(SHAFT COVER	1
5	CY-1A7780-14740	COLLAR 8.1X10.5X4	2
6	CY-198255-14760	SEAL 65(SHAFT COVER	1
7	CY-23000-070000	CLAMP 70	2
8	CY-26106-080122	BOLT M 8X 12 PLATED	2

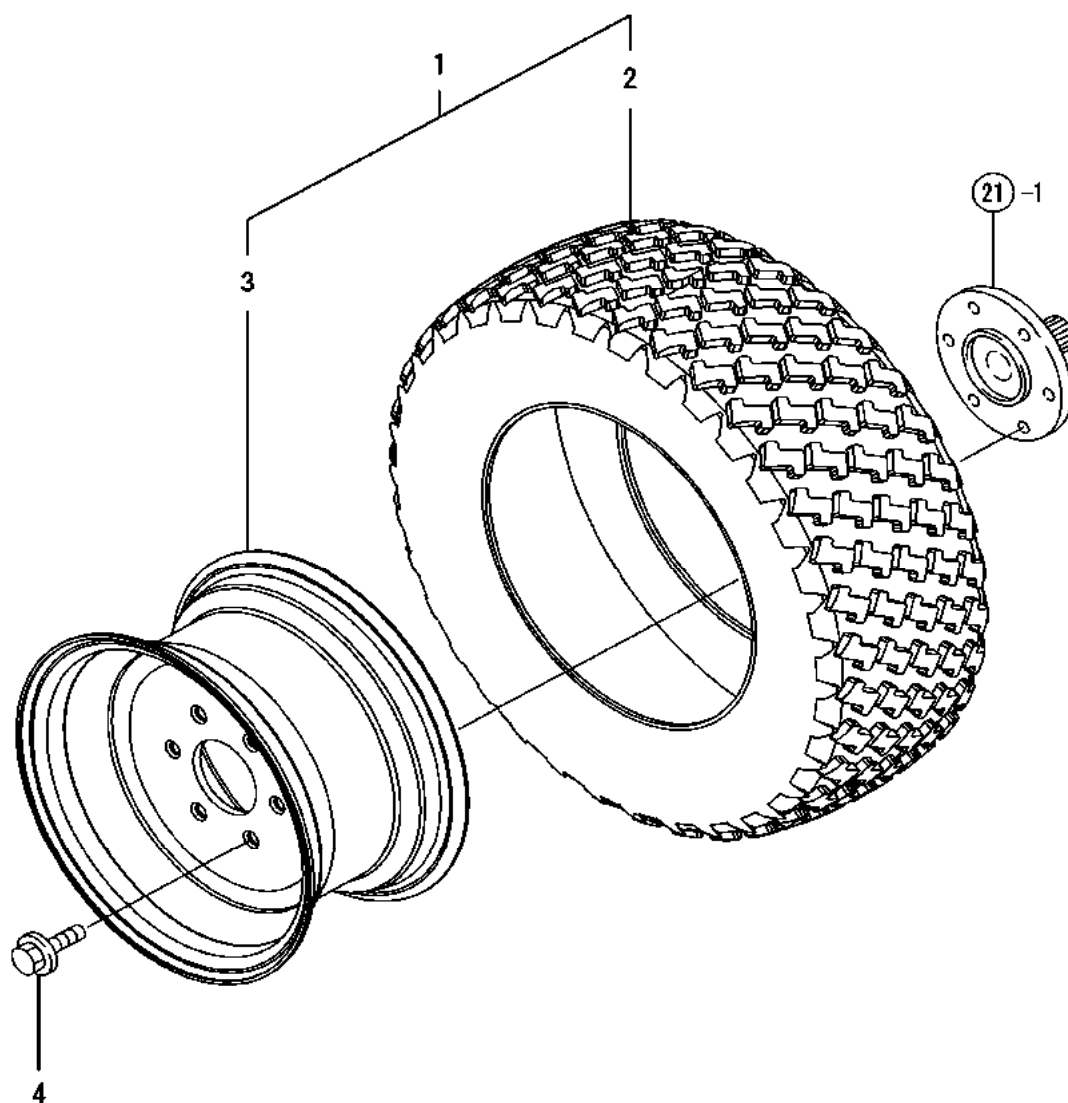
FIG. 23. FRONT WHEEL TIRE



REF NO.	PART NUMBER	DESCRIPTION	QTY
1	CY-1A8170-14300	R1 TIRE KIT,FRONT L	1
2	CY-1A8170-14310	R1 TIRE 8-16	1
3	CY-1A8170-14330	R1 WHEEL F	1
4	CY-1A8170-14400	R1 TIRE KIT,FRONT R	1
5	CY-1A8170-14310	R1 TIRE 8-16	1
6	CY-1A8170-14330	R1 WHEEL F	1
7	CY-1A8170-14210	STUD, M14X27	12

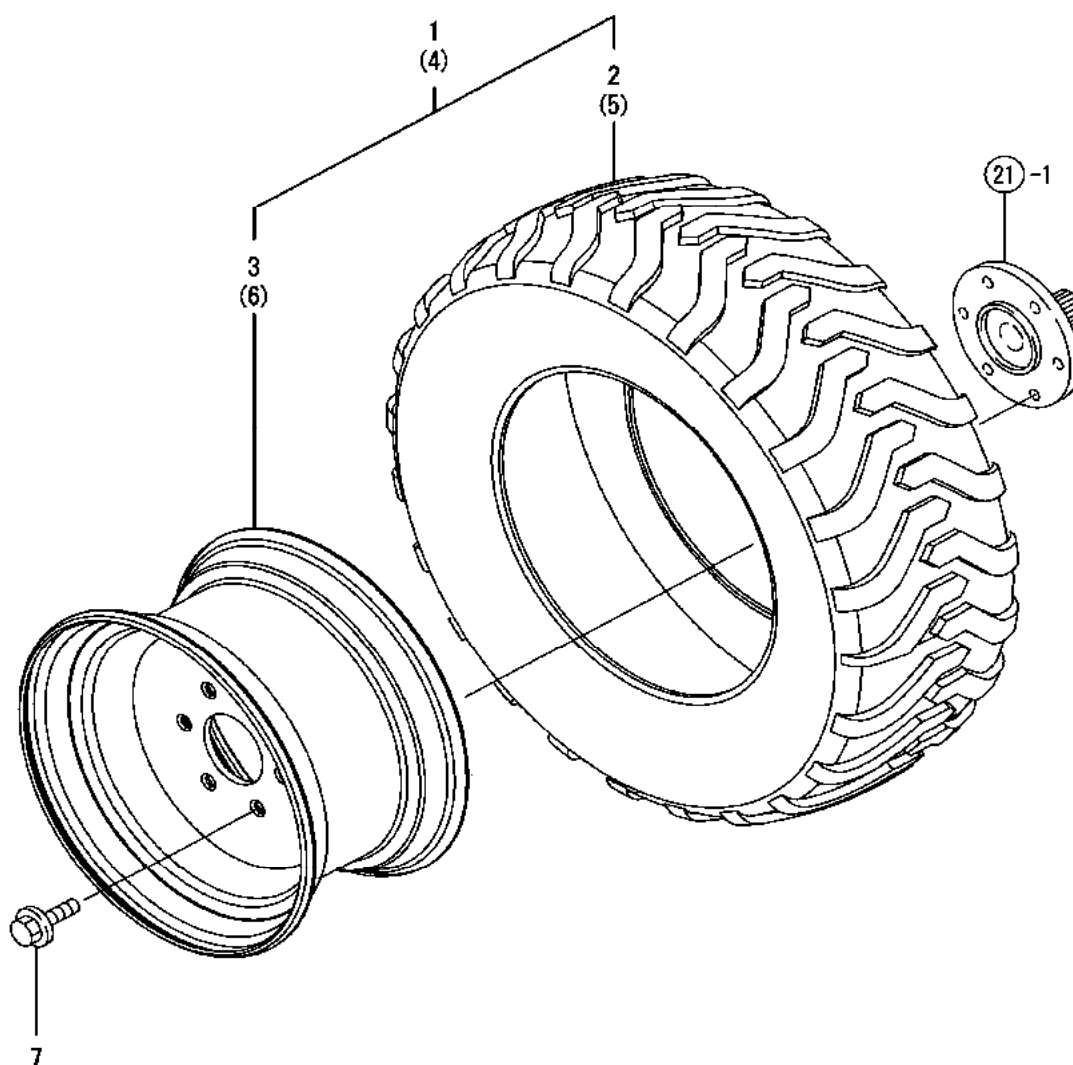


FIG. 24. FRONT WHEEL TIRE (TURF)



REF NO.	PART NUMBER	DESCRIPTION	QTY
1	CY-1A8170-14500	R3 TIRE KIT,FRONT	2
2	CY-1A8170-14510	R3 TIRE 27X10.5-15	2
3	CY-1A8170-14530	R3 WHEEL F	2
4	CY-1A8170-14210	STUD, M14X27	12

FIG. 25. FRONT WHEEL TIRE (BAR)

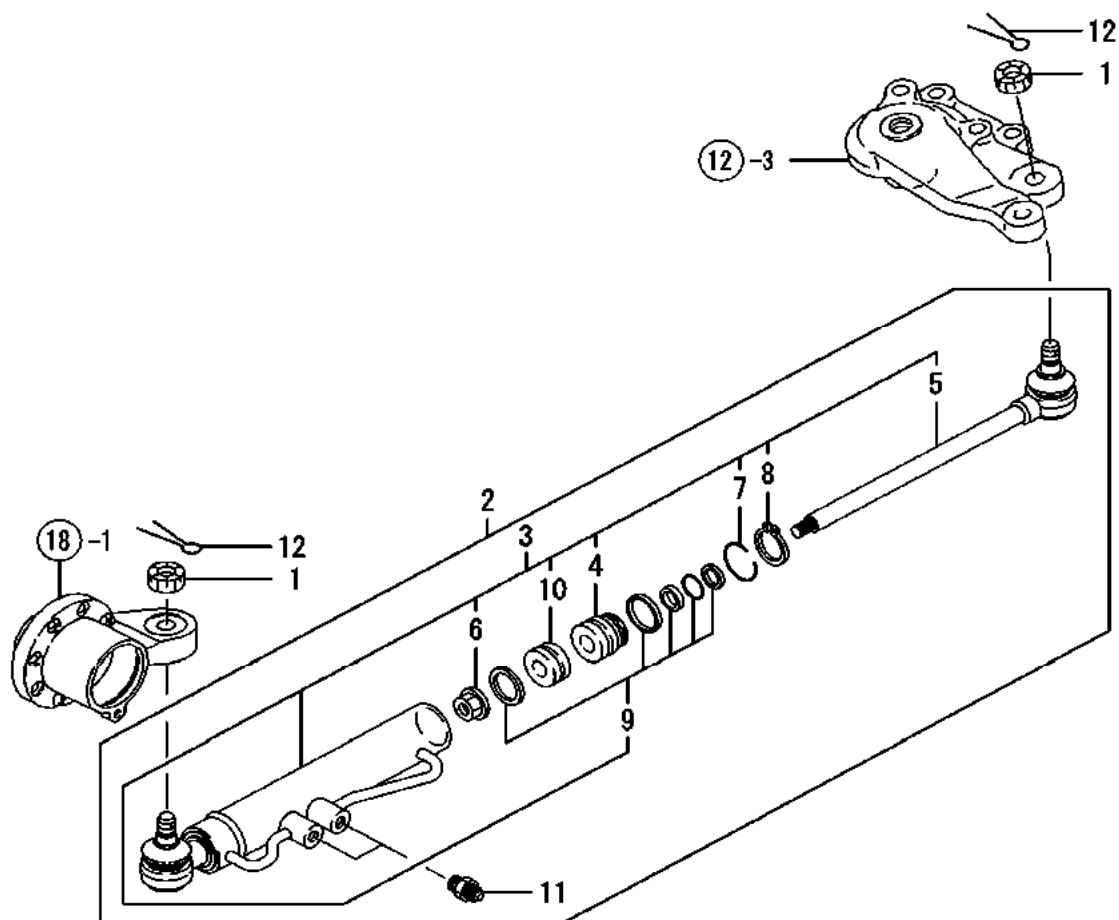


REF NO.	PART NUMBER	DESCRIPTION	QTY
1	CY-1A8170-14700	R4 TIRE KIT, FRONT L	1
2	CY-1A8170-14710	R4 TIRE 10-16.5	1
3	CY-1A8170-14730	R4 WHEEL F	1
4	CY-1A8170-14800	R4 TIRE KIT, FRONT R	1
5	CY-1A8170-14710	R4 TIRE 10-16.5	1
6	CY-1A8170-14730	R4 WHEEL F	1
7	CY-1A8170-14210	STUD, M14X27	12



THIS PAGE INTENTIONALLY LEFT BLANK

FIG. 27. PST CYLINDER



REF NO.	PART NUMBER	DESCRIPTION	QTY
1	CY-194180-12471	NUT,CASTLE	2
2	CY-798254-17500	CYLINDER ASSY,	1
3	CY-198254-17510	CYLINDER ASSY,	1
4	CY-1A7335-17310	CAP, CYLINDER	1
5	CY-1A7335-17410	ROD ASSY	1
6	CY-1A7335-17500	LOCK NUT	1
7	CY-1A7335-17520	CIRCLIP 120	1
8	CY-1A7335-17530	CIRCLIP 120	1
9	CY-1A7335-17550	SEAL KIT	1
10	CY-1A7335-17750	PISTON	1
11	CY-194065-38380	ADPTER 1/4	2
12	CY-22417-400250	COTTER PIN 4.0X25	2

FIG. 28. PST VALVE

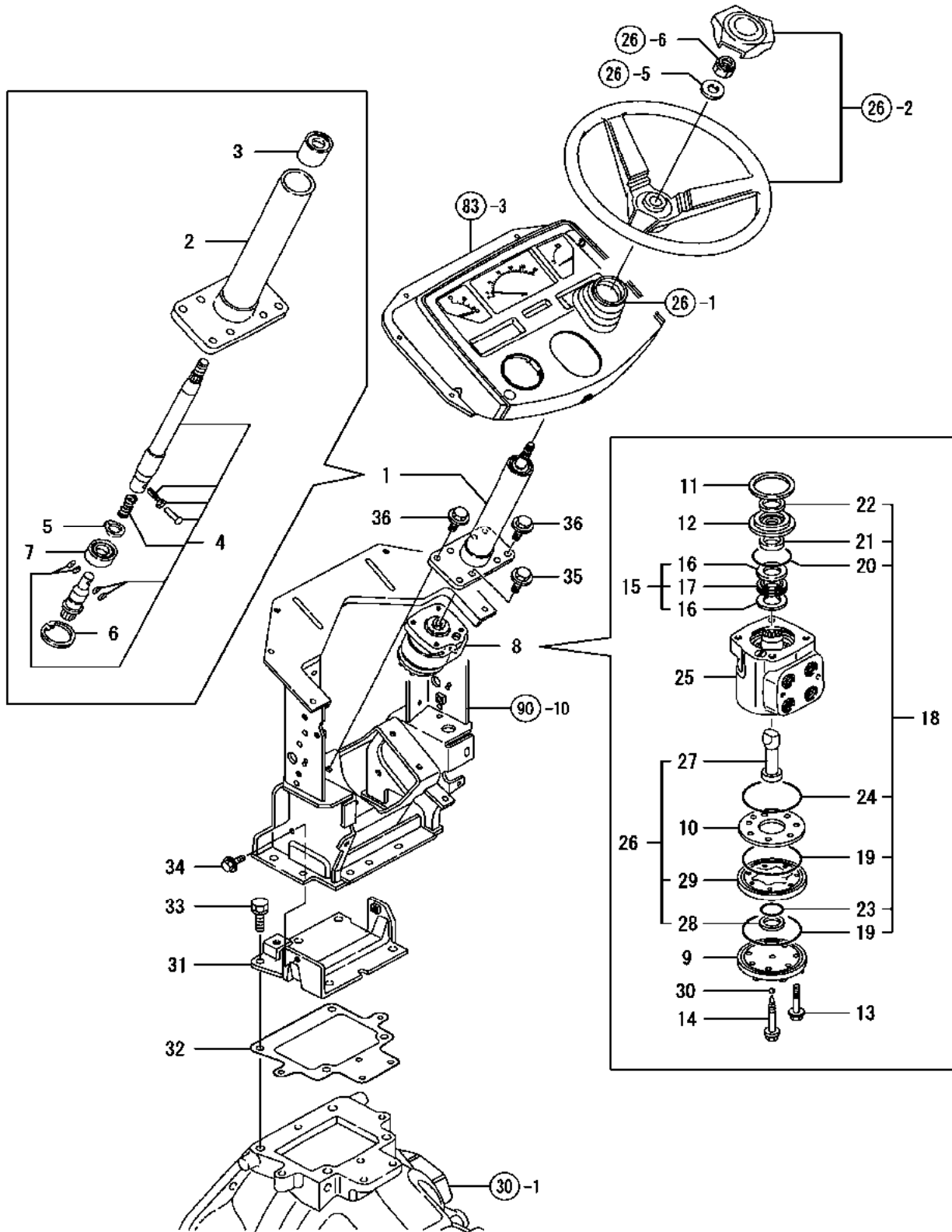


FIG.28. PST VALVE

REF NO.	PART NUMBER	DESCRIPTION	QTY
1	CY-198230-17301	COLUMN, STEERING	1
2	CY-198230-17311	COLUMN ASSY	1
3	CY-194640-17340	BUSH, COLUMN	1
4	CY-198230-17340	SHAFT ASSY	1
5	CY-22242-000200	CIRCLIP 20	1
6	CY-22252-000420	CIRCLIP 42	1
7	CY-24104-060040	BALL BEARING	1
8	CY-198251-17500	VALVE ASSY, STEERING	1
9	CY-194337-17220	CAP	1
10	CY-194337-17251	PLATE, SPACER	1
11	CY-194337-17390	RING	1
12	CY-194337-17400	BUSH	1
13	CY-198220-17610	SCREW	6
14	CY-198220-17620	SCREW	1
15	CY-198153-17630	BEARING COMP., NEEDLE	1
16	Order Ref No. 15	BEARING	2
17	CY-194337-17350	THRUST NEEDLE	1
18	CY-198220-17642	KIT, SEAL	1
19	CY-194337-17330	O-RING	2
20	CY-194337-17360	O-RING	1
21	CY-194337-17370	SEAL, OIL	1
22	CY-194337-17380	SEAL, DUST	1
23	Order Ref No. 18	SEAL	1
24	CY-198220-17680	O-RING	1
25	CY-198220-17651	VALVE ASSY, CONTROL	1
26	CY-198220-17660	DRIVE COMP., DIROTOR	1
27	CY-198220-17631	GEROTOR	1
28	CY-198390-17660	SEAL	1
29	CY-198220-17670	DRIVE	1
30	CY-24190-070001	BALL 7/32	1
31	CY-198240-17870	COVER, CLUTCH	1
32	CY-198327-21150	PACKING, CLUTCH C	1
33	CY-26013-120202	BOLT W/WASHER M12X20	4
34	CY-26106-080162	BOLT M 8X 16 PLATED	2
35	CY-26106-100252	BOLT M10X 25 PLATED	4
36	CY-26106-100252	BOLT M10X 25 PLATED	4

FIG. 29. PST PIPING

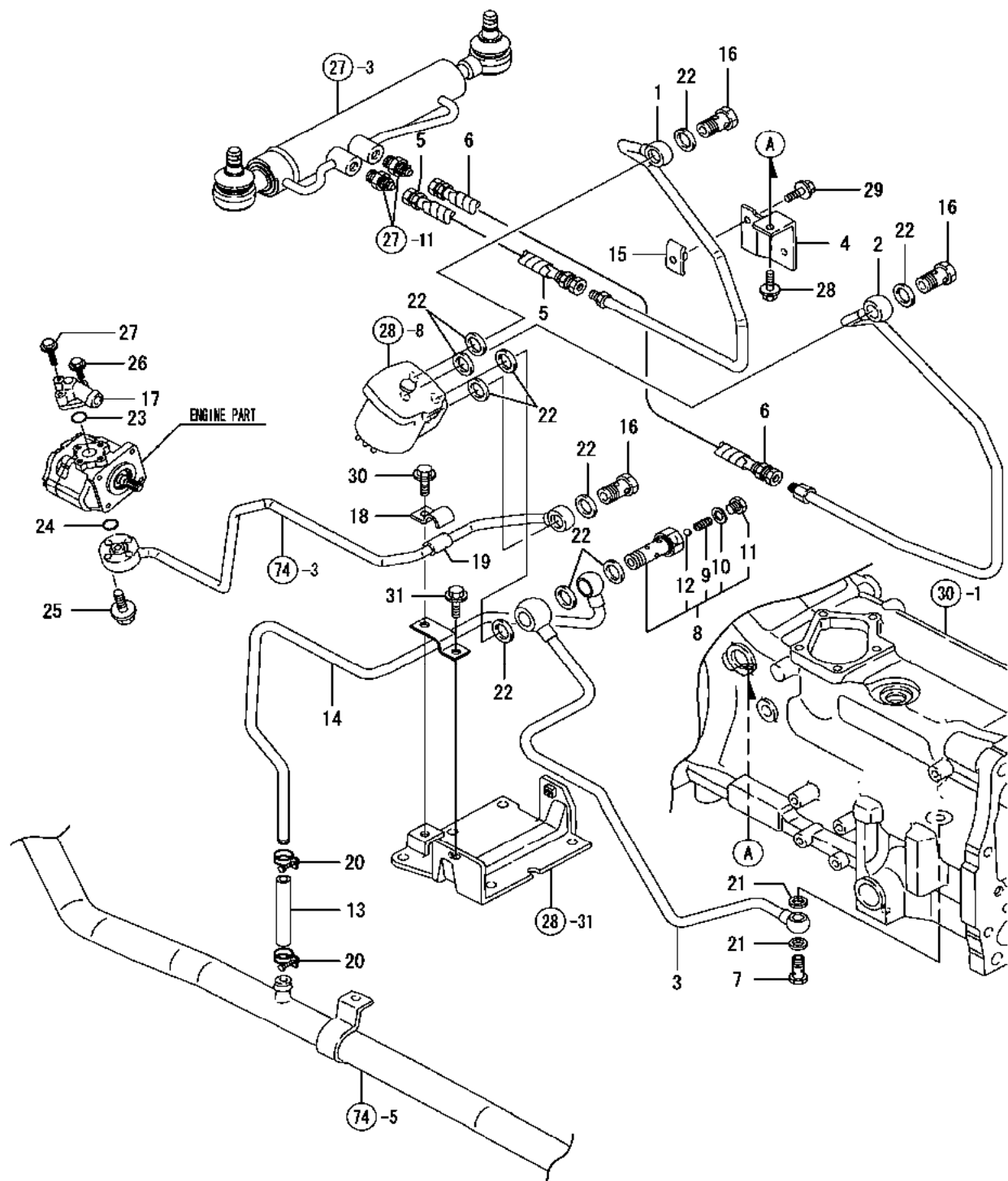
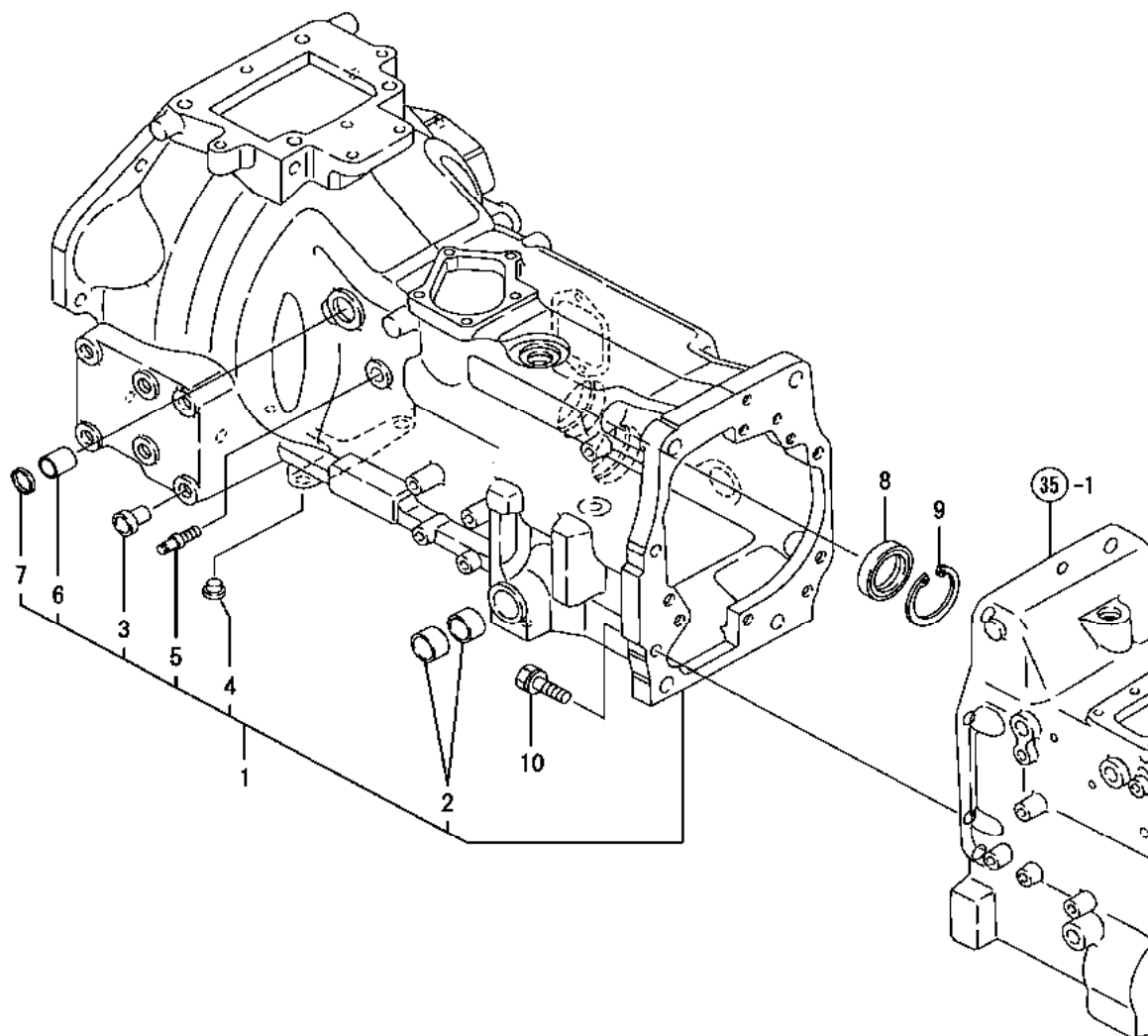




FIG. 29. PST PIPING

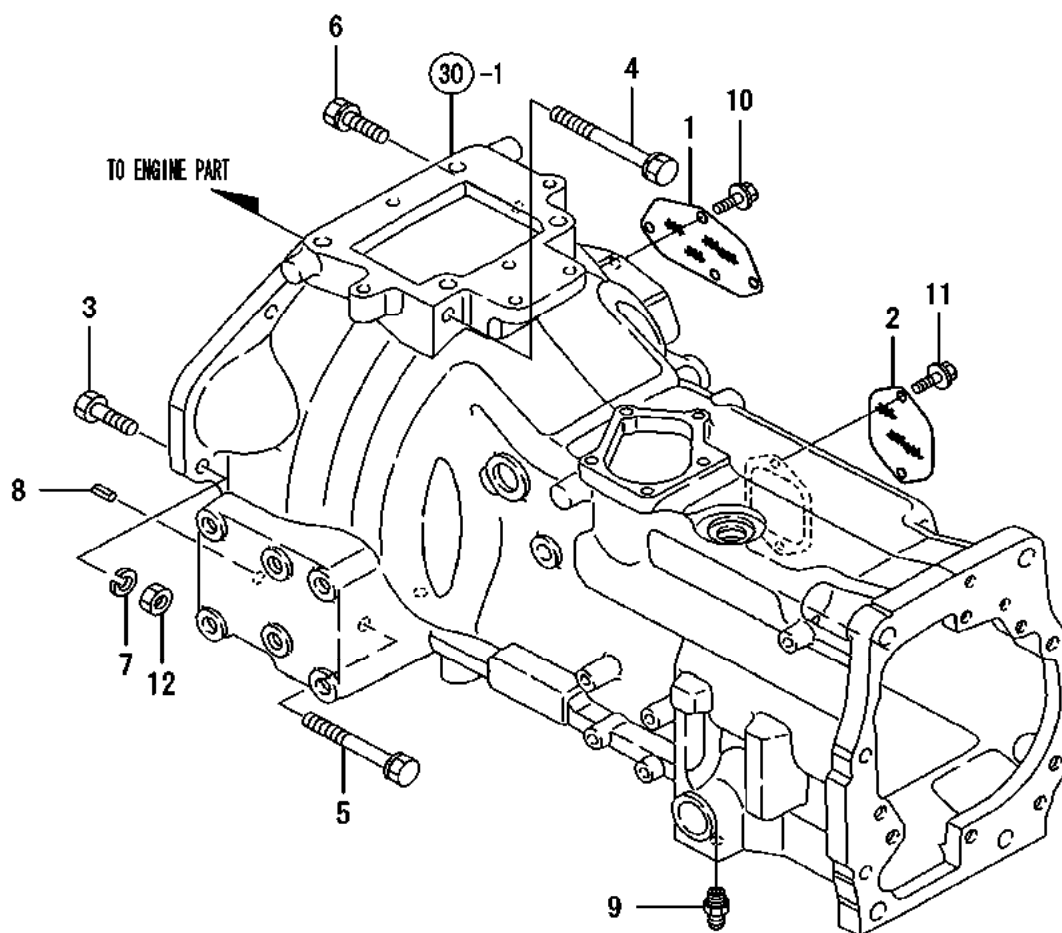
REF NO.	PART NUMBER	DESCRIPTION	QTY
1	CY-198253-177001	PIPE, PST L.H.	1
2	CY-1A7780-177801	LINE,PRESSURE RH	1
3	CY-1A7780-178001	PIPE,SYNCHRO(PST T	1
4	CY-198240-17840	BRACKET	1
5	CY-198240-17850	HOSE	1
6	CY-198251-17850	HOSE	1
7	CY-1A7780-17850	BJ BOLT 6	1
8	CY-1A7780-17860	BOLT,JOINT 3/4-16CMP	1
9	CY-198448-48690	SPRING, CHECK VALVE	1
10	CY-23414-120000	GASKET 12, ROUND	1
11	CY-23887-120002	PLUG M12,HEX.	1
12	CY-24190-100001	BALL 5/16, STEEL	1
13	CY-194556-17870	RUBBER PIPE	1
14	CY-1a7780179001	PST LINE, SUCTION	1
15	CY-198220-46560	CLAMP COMP	1
16	CY-198245-46680	BOLT 3/4-16	3
17	CY-198220-48140	FLANGE	1
18	CY-194450-48830	CLAMP	1
19	CY-194464-48850	RUBBER	1
20	CY-23010-018000	CLAMP 18	2
21	CY-23414-120000	GASKET 12, ROUND	2
22	CY-23414-190000	PACKING -19	9
23	CY-24311-000200	O-RING 1A P-20.0	1
24	CY-24311-000200	O-RING 1A P-20.0	1
25	CY-26018-060352	BOLT M 6X 35	4
26	CY-26106-060202	BOLT M 6X 20 PLATED	1
27	CY-26106-060402	BOLT M 6X 40 PLATED	2
28	CY-26106-080162	BOLT M 8X 16 PLATED	1
29	CY-26106-080202	BOLT M 8X 20 PLATED	1
30	CY-26106-080202	BOLT M 8X 20 PLATED	1
31	CY-26106-080202	BOLT M 8X 20 PLATED	1

FIG. 30. CLUTCH HOUSING



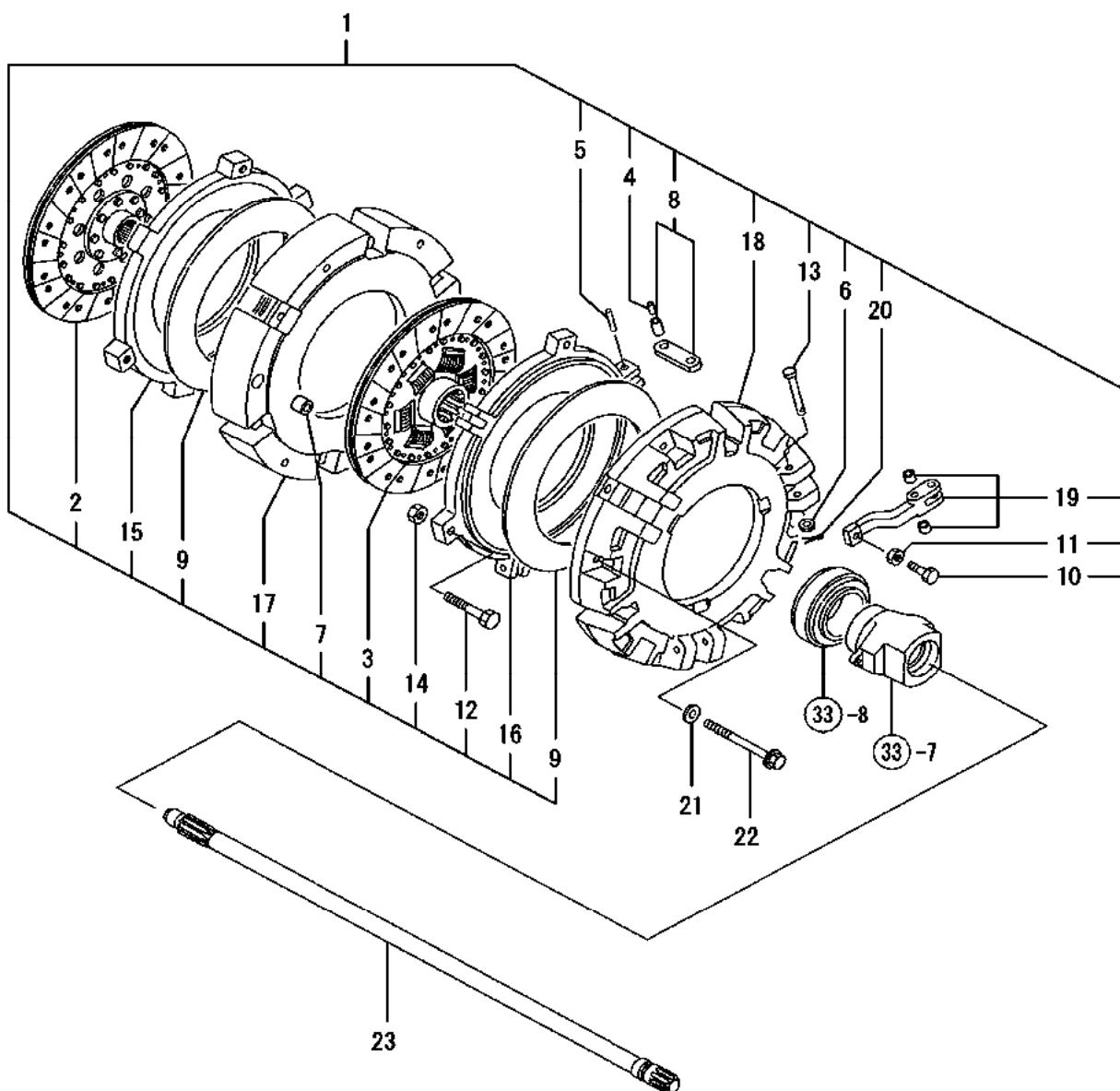
REF NO.	PART NUMBER	DESCRIPTION	QTY
1	CY-1A7780211501	HOUSING ASSY, CLUTCH	1
2	CY-194740-06080	BUSH 25X30X18	4
3	CY-194450-11190	PLUG 15	11
4	CY-194150-21910	PLUG 11.2	4
5	CY-194150-22250	PIN, HOOK	2
6	CY-194680-22280	BUSH 20X26X22	2
7	CY-194680-22290	SEAL G202604,OIL	2
8	CY-198240-25180	SEAL TC40 58 12	1
9	CY-22252-000620	CIRCLIP 62(H)	1
10	CY-26013-120402	BOLT M12X 40	2

FIG. 31. DOCKING BOLT



REF NO.	PART NUMBER	DESCRIPTION	QTY
1	CY-198220-21171	COVER, HOUSING	1
2	CY-198240-21180	COVER	1
3	CY-198240-21220	BOLT M12X 40	1
4	CY-198240-21250	BOLT W/WASHER 12X170	2
5	CY-198240-21260	BOLT,W/WASHER 12X100	2
6	CY-198240-21270	BOLT W/WASHER 12X30	3
7	CY-22217-120000	SPRING WASHER 12	2
8	CY-22351-080018	SPRING PIN 8X18	2
9	CY-24761-020000	NIPPLE PT1/8,GREASE	2
10	CY-26106-080122	BOLT M 8X 12 PLATED	3
11	CY-26106-080122	BOLT M 8X 12 PLATED	2
12	CY-26716-120002	NUT 12	2

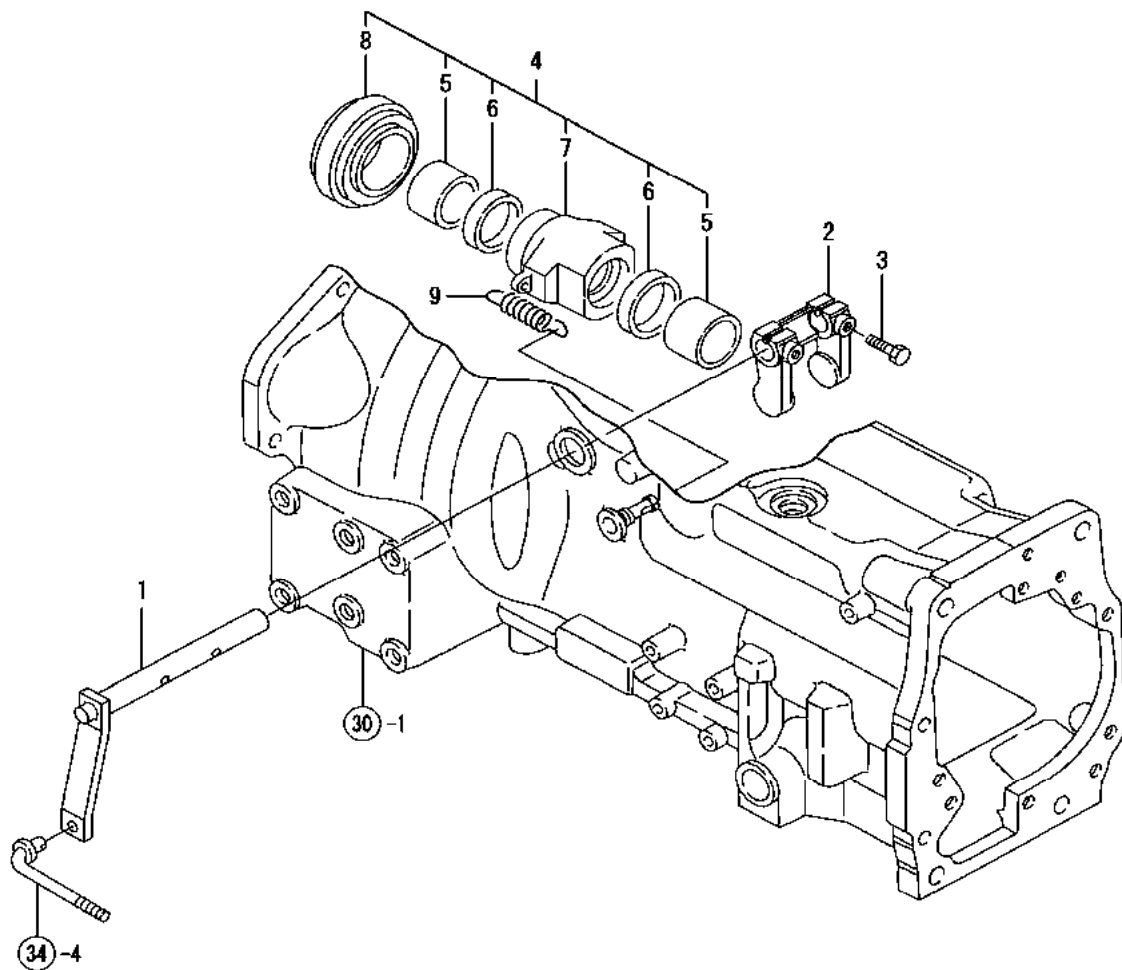
FIG. 32. DUAL CLUTCH &amp; SHAFT



**FIG. 32. DUAL CLUTCH & SHAFT**

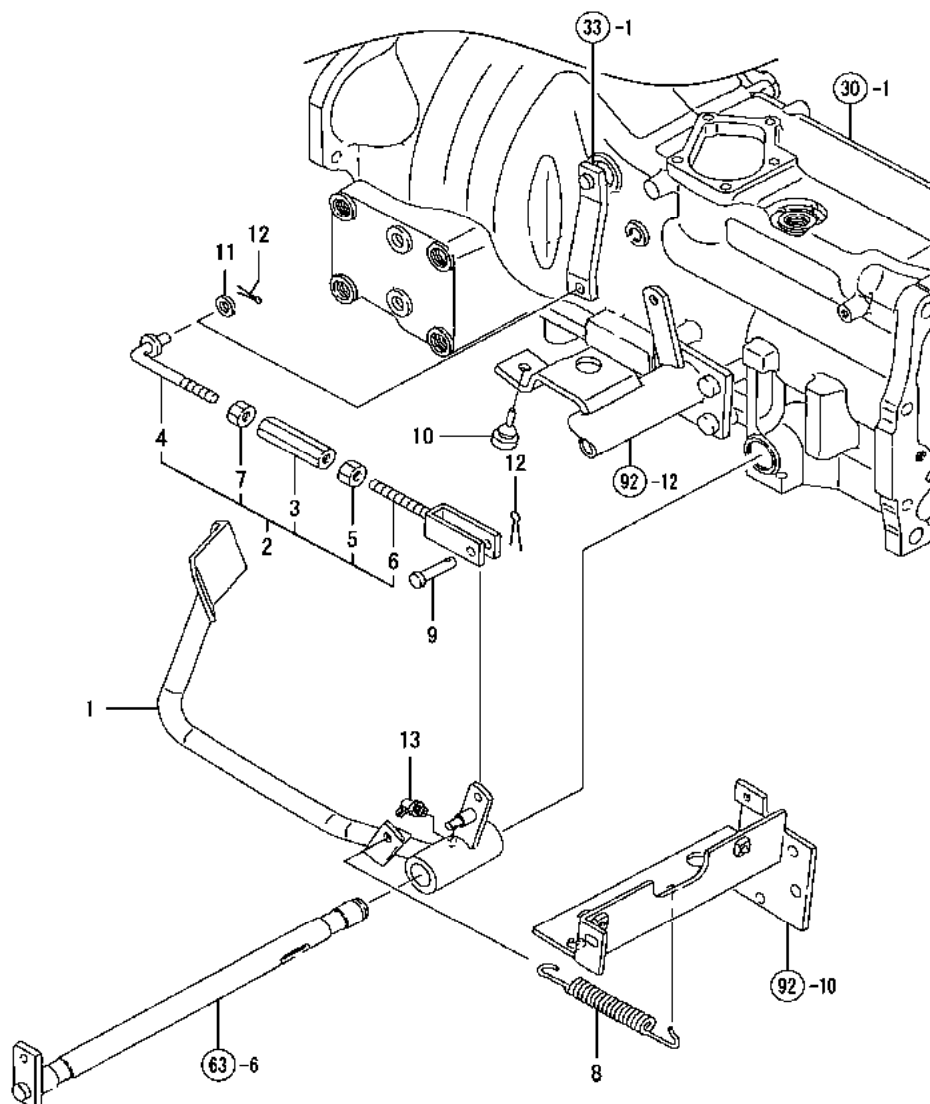
REF NO.	PART NUMBER	DESCRIPTION	QTY
1	CY-1A7780-21400	DUAL CLUTCH ASSY	1
2	CY-1A7780-21410	CLATCH DISK PTO	1
3	CY-1A7780-21420	DISC, TRACTI CLUTCH	1
4	CY-194274-21510	PARALLEL PIN	3
5	CY-194274-21520	PARALLEL PIN	3
6	CY-194274-21530	WASHER	3
7	CY-194274-21550	PIN, KNOCK	4
8	CY-194274-21610	ROD ASSY, RELEASE	3
9	CY-194278-21640	SPRING, DIAPHRAGM	2
10	CY-194274-21650	BOLT	3
11	CY-194274-21660	NUT	3
12	CY-194278-21670	BOLT	3
13	CY-194274-21680	PIN	3
14	CY-194274-21690	NUT M10	3
15	CY-194278-21710	PLATE A,PRESSURE	1
16	CY-198325-21720	PLATE B,PRESSURE	1
17	CY-198325-21730	COVER A,CLUTCH	1
18	CY-198327-21740	COVER B,CLUTCH	1
19	CY-194274-21750	LEVER W/BUSH	3
20	CY-22417-160150	COTTER PIN 1.6X15	3
21	CY-22137-080000	WASHER 8, POLISHED	2
22	CY-26106-080802	BOLT M 8X 80 PLATED	6
23	CY-198133-22121	SHAFT,MAIN DRIVE,IN.	1

FIG. 33. CLUTCH RELEASE



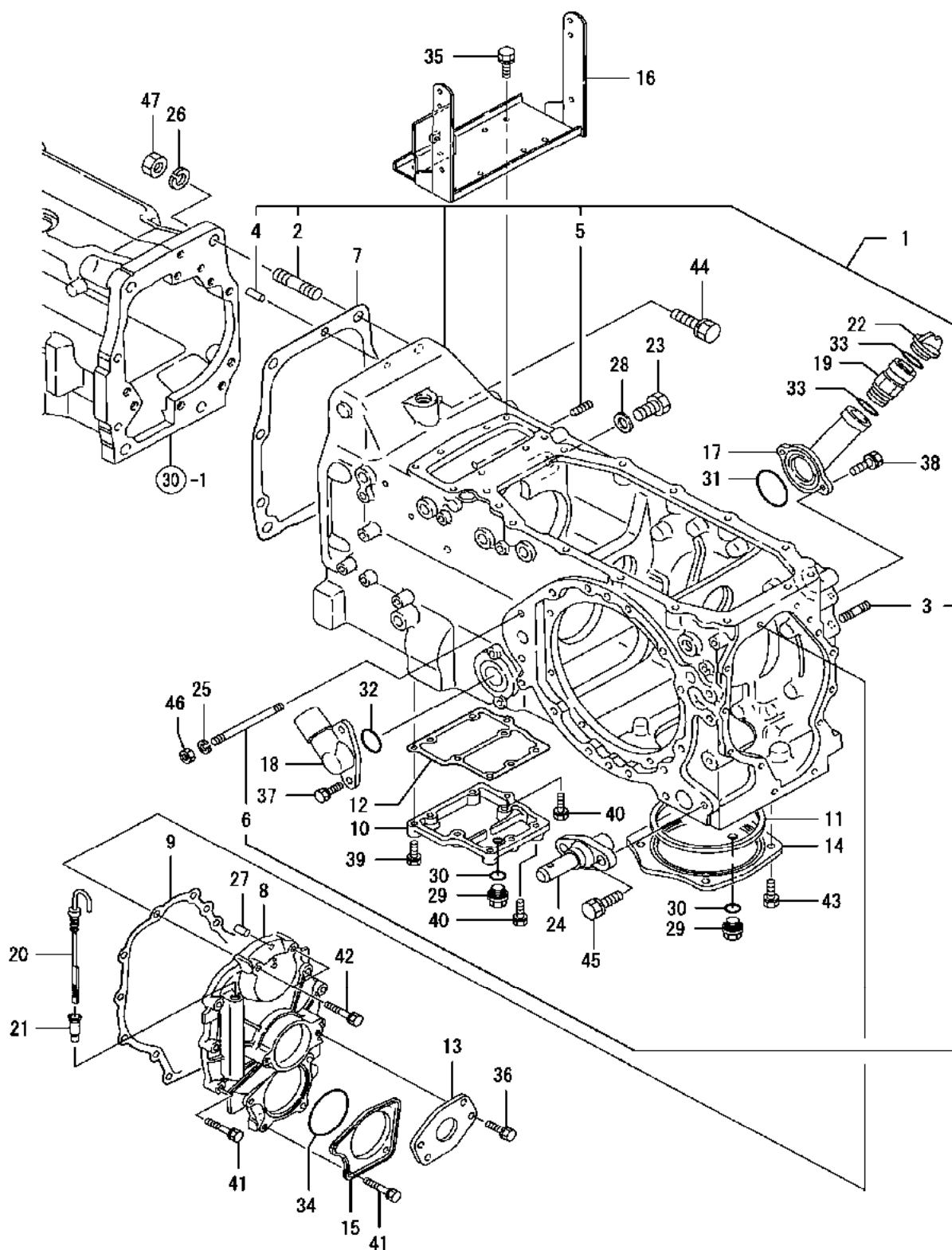
REF NO.	PART NUMBER	DESCRIPTION	QTY
1	CY-1A7780222511	SHAFT, CLUTCH RELEASE	1
2	CY-198149-22280	YOKE, CLUTCH SHIFT	1
3	CY-198071-22320	BOLT M8X40	2
4	CY-198240-22200	SLEEVE ASSY, BEARING	1
5	CY-194274-22160	BUSH 35X42X32	2
6	CY-194274-22170	FELT	2
7	CY-198240-22220	SLEEVE, BEARING	1
8	CY-194274-22290	BEARING, CLUTCH	1
9	CY-198327-22230	SPRING, RETURN	2

FIG. 34. CLUTCH PEDAL



REF NO.	PART NUMBER	DESCRIPTION	QTY
1	CY-198320224101	PEDAL, CLUTCH	1
2	CY-798240-22470	ROD KIT,CLUTCH	1
3	CY-194300-22260	TURNBUCKLE M10	1
4	CY-198240-22470	ROD, CLUTCH	1
5	CY-194150-22480	NUT M10	1
6	CY-198240-22550	ROD L.H.CLUTCH	1
7	CY-26716-100002	NUT 10	1
8	CY-198240-37510	SPRING, RETURN	1
9	CY-198220-37900	PIN 8X24	1
10	CY-194330-62530	STOPPER, PEDAL	1
11	CY-22137-100000	WASHER 10,POLISHED	1
12	CY-22417-250300	COTTER PIN 2.5X30	2
13	CY-24761-040000	NIPPLE B,GREASE	1

FIG. 35. TRANSMISSION CASE

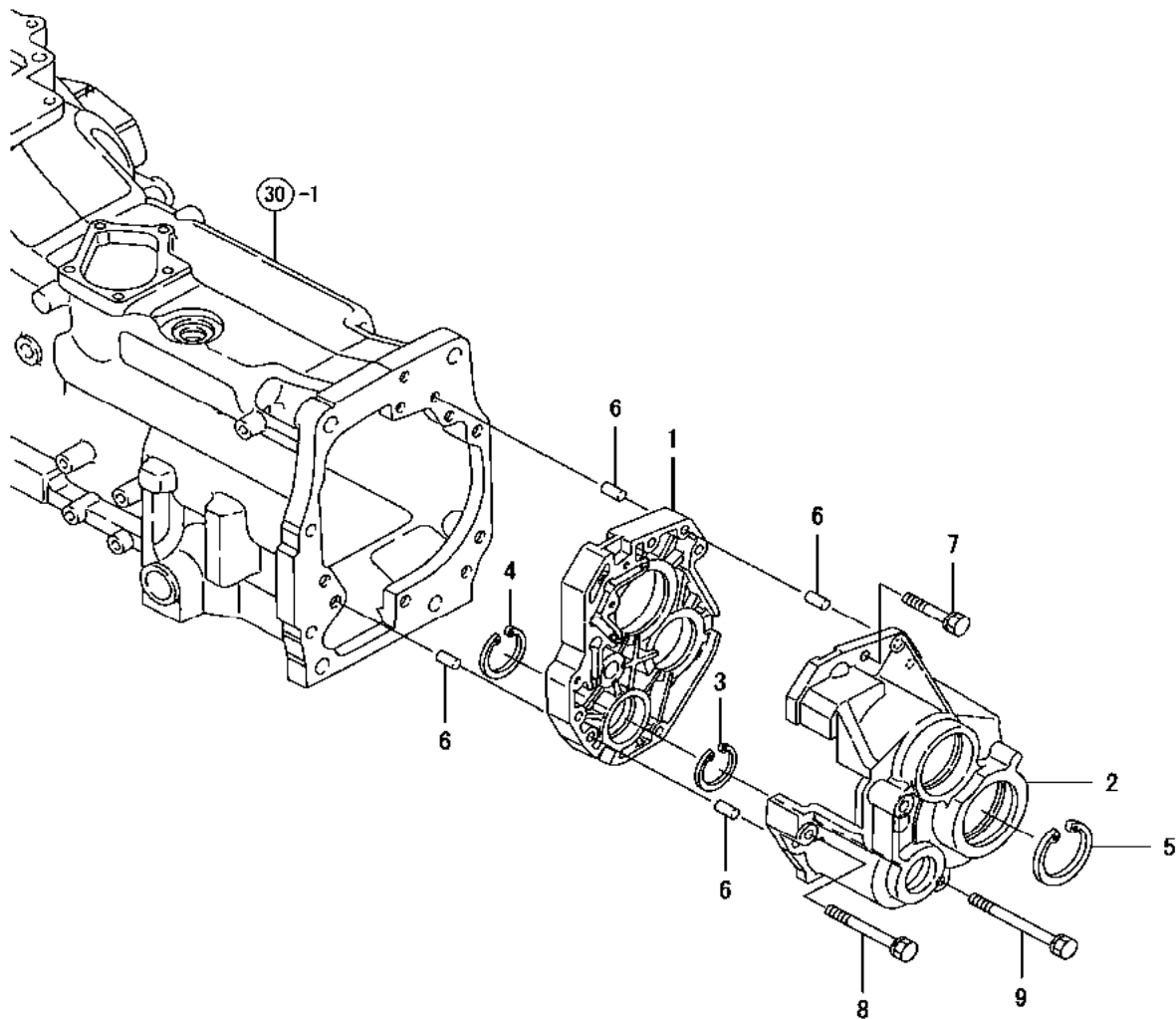




**FIG. 35. TRANSMISSION CASE**

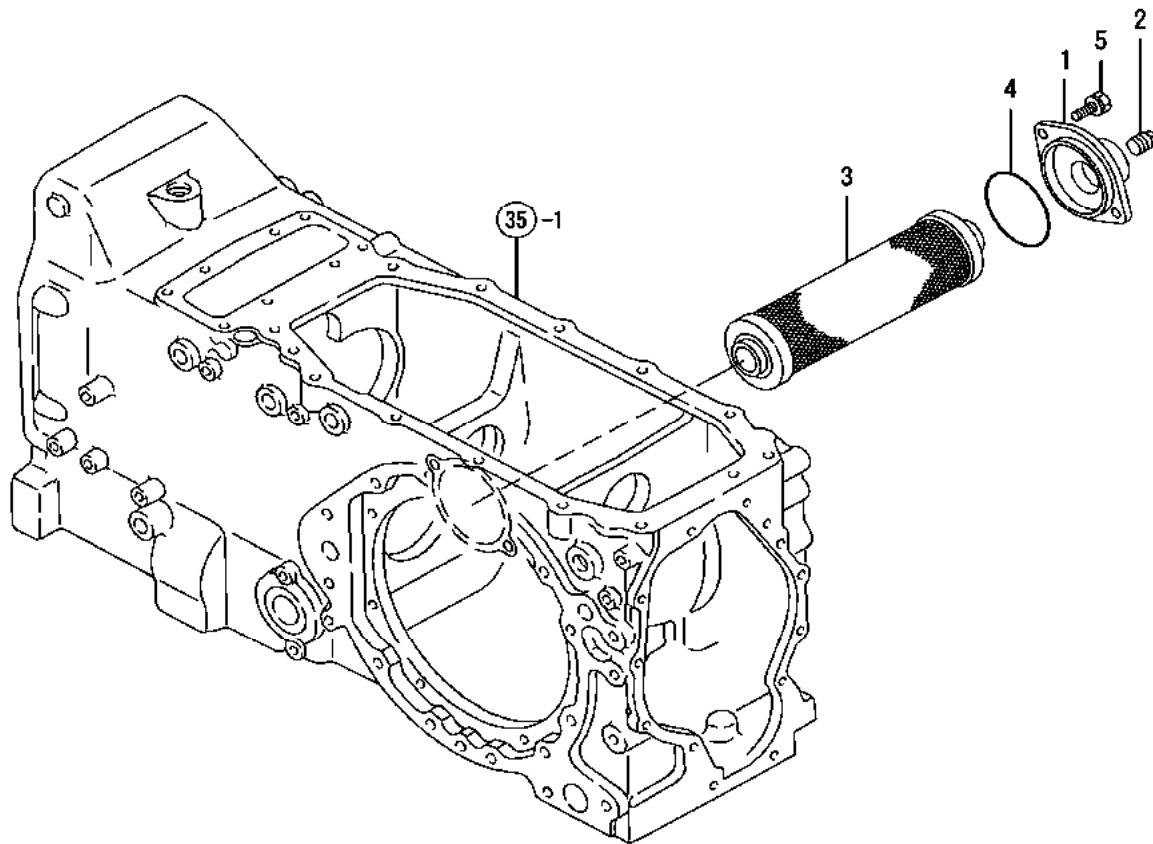
REF NO.	PART NUMBER	DESCRIPTION	QTY
1	CY-198149241011	HOUSING,TRANSMISSION	1
2	CY-198240-24120	STUD 16*45	4
3	CY-198240-24530	STUD 12*45	2
4	CY-22312-100180	PARALLEL PIN 10X 18	2
5	CY-26218-080202	STUD M 8X 20	2
6	CY-26218-100902	STUD M10X 90 PLATED	2
7	CY-198240-24140	PACKING, MISSION	1
8	CY-198327242401	COVER, REAR	1
9	CY-198240-24320	PACKING	1
10	CY-198133243701	COVER, FRONT DRIVE	1
11	CY-198133-24380	COUPLING 140=3	1
12	CY-198138-24390	PACKING	1
13	CY-198255244601	PLATE, OIL SEAL	1
14	CY-198240244801	COVER	1
15	CY-198240245101	COVER	1
16	CY-198240246821	COVER,MISSION	1
17	CY-198240-24690	CAP ASSY	1
18	CY-198240249201	FLANGE	1
19	CY-194215-24960	PIPE	1
20	CY-194850-24960	GAUGE COMP,OIL	1
21	CY-119860-34810	GUIDE, DIPSTICK	1
22	CY-194850-42500	CAP, OIL 33	1
23	CY-198220459201	PLUG 3/4-16UNF	1
24	CY-194640-73180	PIN, LOWER LINK	2
25	CY-22217-100000	SPRING WASHER 10	2
26	CY-22217-160000	SPRING WASHER 16	4
27	CY-22312-100180	PARALLEL PIN 10X 18	2
28	CY-23414-190000	PACKING -19	1
29	CY-23491-140002	PLUG 14	2
30	CY-24311-000160	O-RING 1A P-16.0	2
31	CY-24311-000500	O-RING 1A P-50.0	1
32	CY-24321-000300	O-RING G30	1
33	CY-24321-000300	O-RING G30	2
34	CY-24321-000750	O-RING 1A G-75.0	1
35	CY-26013-080162	BOLT W/WASHER M8X16	8
36	CY-26013-080162	BOLT W/WASHER M8X16	2
37	CY-26013-080202	BOLT W/WASHER M8X20	2
38	CY-26013-080202	BOLT W/WASHER M8X20	2
39	CY-26013-080252	BOLT M 8X 25	5
40	CY-26013-080302	BOLT M 8X 30	4
41	CY-26013-080352	BOLT M 8X 35	10
42	CY-26013-080502	BOLT M 8X 50	2
43	CY-26013-100252	BOLT W/WASHER M10X25	4
44	CY-26013-120402	BOLT M12X 40	2
45	CY-26013-140352	BOLT W/WASHER M14X35	4
46	CY-26716-100002	NUT 10	2
47	CY-26716-160002	NUT M16	4

FIG. 35. CENTER PLATE



REF NO.	PART NUMBER	DESCRIPTION	QTY
1	CY-198133-24361	PLATE, CENTER	1
2	CY-198133-25310	RETAINER	1
3	CY-22252-000470	CIRCLIP 47(H)	1
4	CY-22252-000620	CIRCLIP 62(H)	1
5	CY-22252-000800	CIRCLIP 80	1
6	CY-22312-100200	PARALLEL PIN 10X20	4
7	CY-26013-100552	BOLT M10X 55	2
8	CY-26013-100852	BOLT W/WASHER 10X 85	1
9	CY-26013-101502	BOLT, SPRING 10X150	1

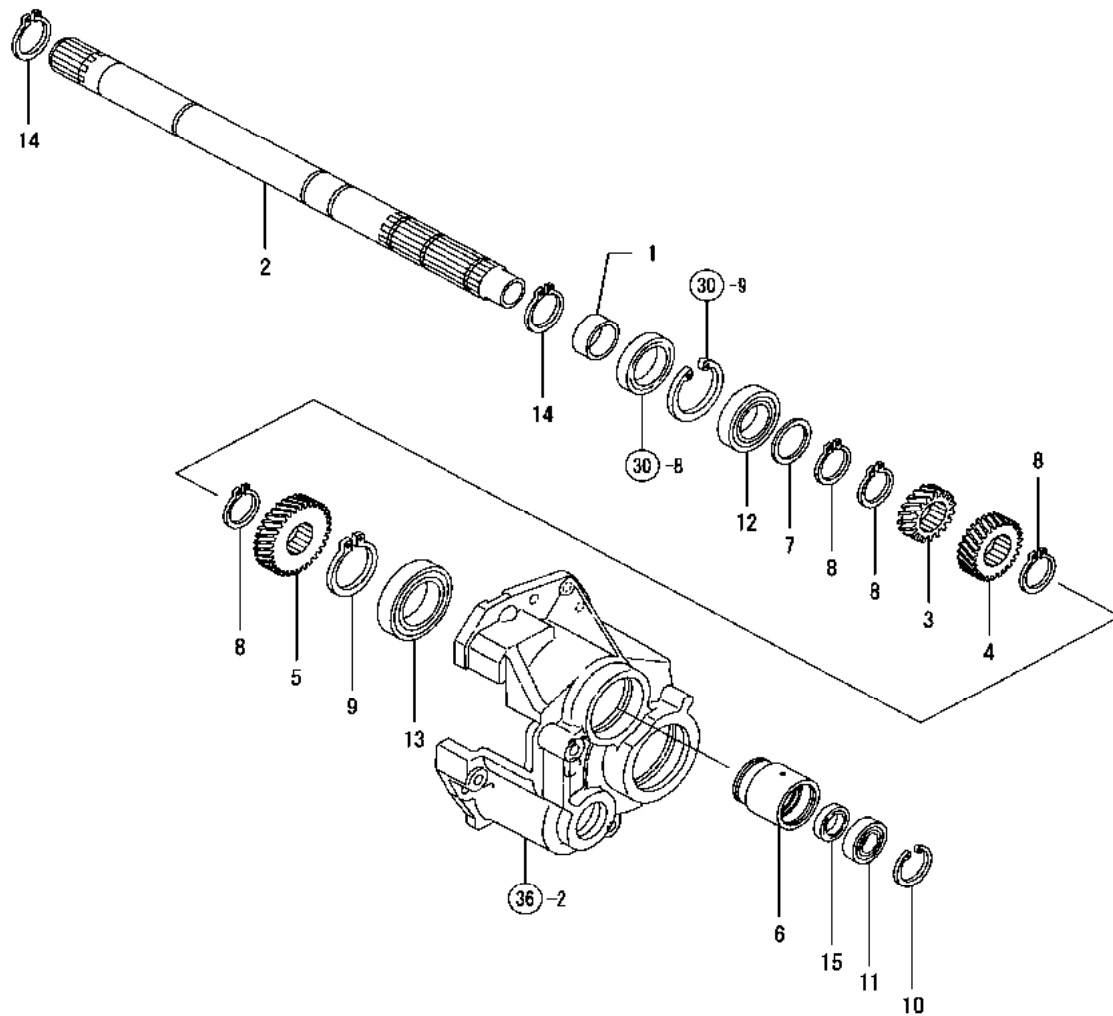
FIG. 37. OIL STRAINER



REF NO.	PART NUMBER	DESCRIPTION	QTY
1	CY-198240249001	COVER, STRAINER	1
2	CY-194322-24980	PLUG 1/2-NPT	1
3	CY-194275-48400	STRAINER, OIL	1
4	CY-24321-000650	O-RING 1A G-65.0	1
5	CY-26013-080202	BOLT W/WASHER M8X20	2

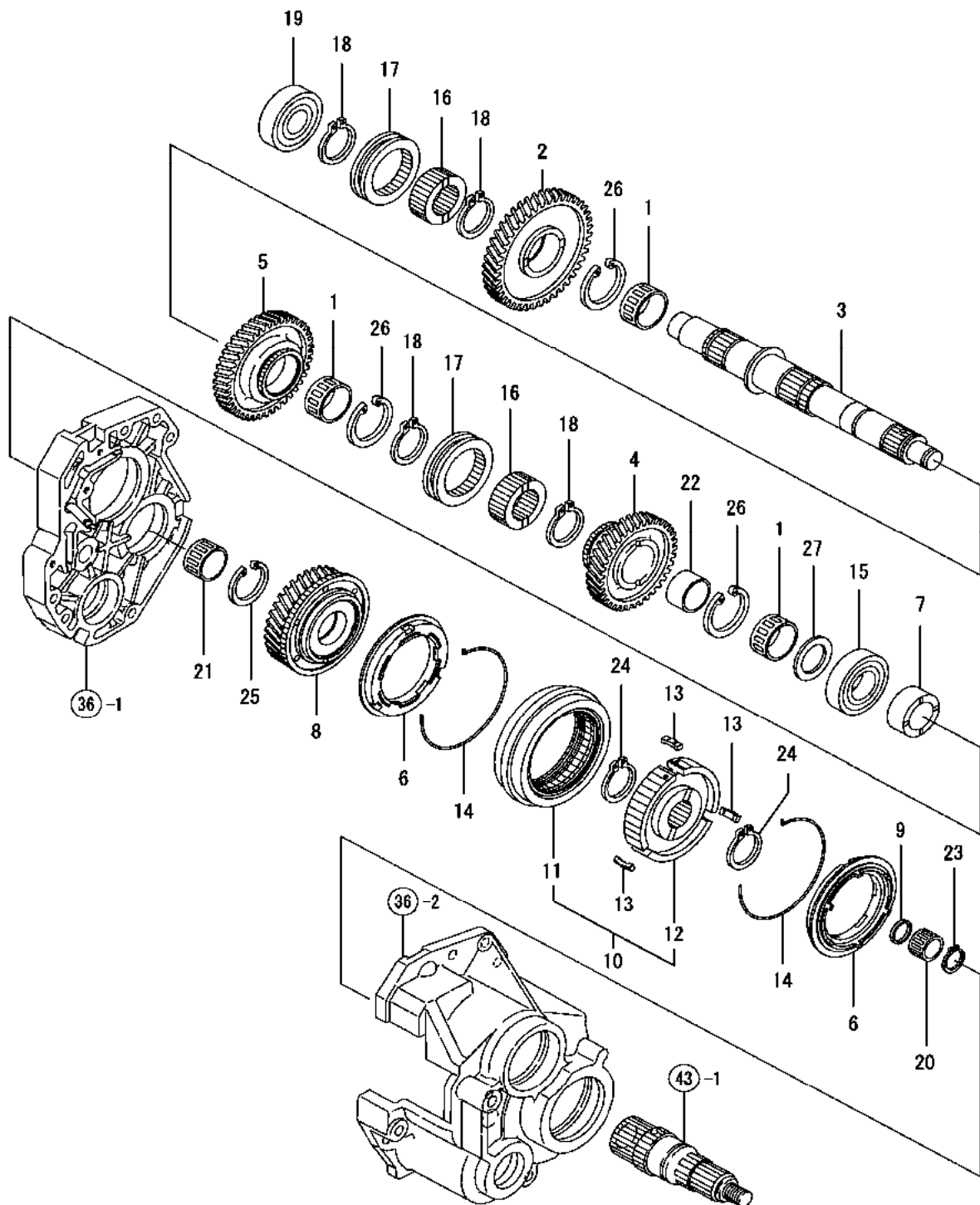
THIS PAGE INTENTIONALLY LEFT BLANK

FIG. 38. MAIN SHAFT



REF NO.	PART NUMBER	DESCRIPTION	QTY
1	CY-194274-22090	SEAL COLLAR 35X40X17	1
2	CY-198133-25210	SHAFT, MAIN	1
3	CY-198240-25220	GEAR, MAIN	1
4	CY-198133-25230	MAIN GEAR 27	1
5	CY-198133-25240	GEAR, MAIN	1
6	CY-198133-25270	CASE, SEAL	1
7	CY-194250-25520	SPACER 35X45X2	1
8	CY-22242-000340	CIRCLIP 34	4
9	CY-22242-000450	CIRCLIP 45	1
10	CY-22252-000420	CIRCLIP 42	1
11	CY-24101-060044	BALL BEARING #6004	1
12	CY-24101-060074	BALL BEARING	1
13	CY-24101-060094	BALL BEARING	1
14	CY-24164-000352	CIRCLIP 35	2
15	CY-24421-223508	SEAL TC22 35 08, OIL	1

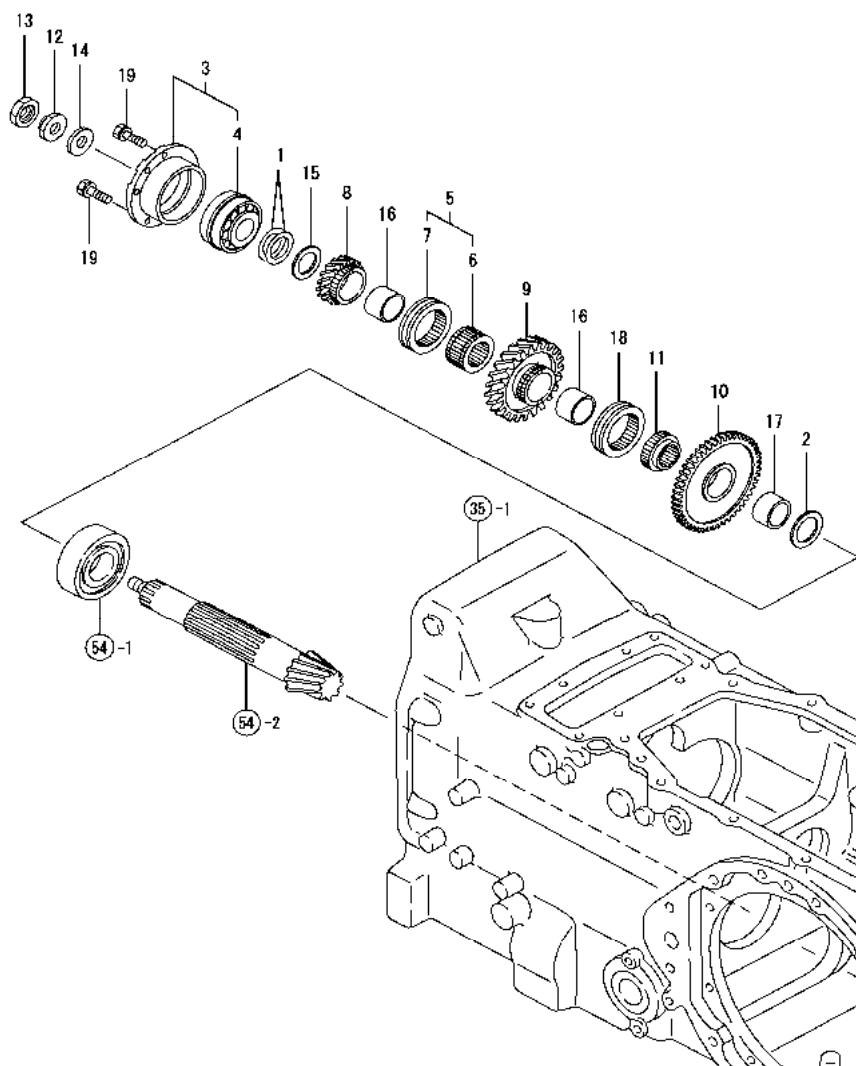
FIG. 39. DRIVEN SHAFT



**FIG. 39. DRIVEN SHAFT**

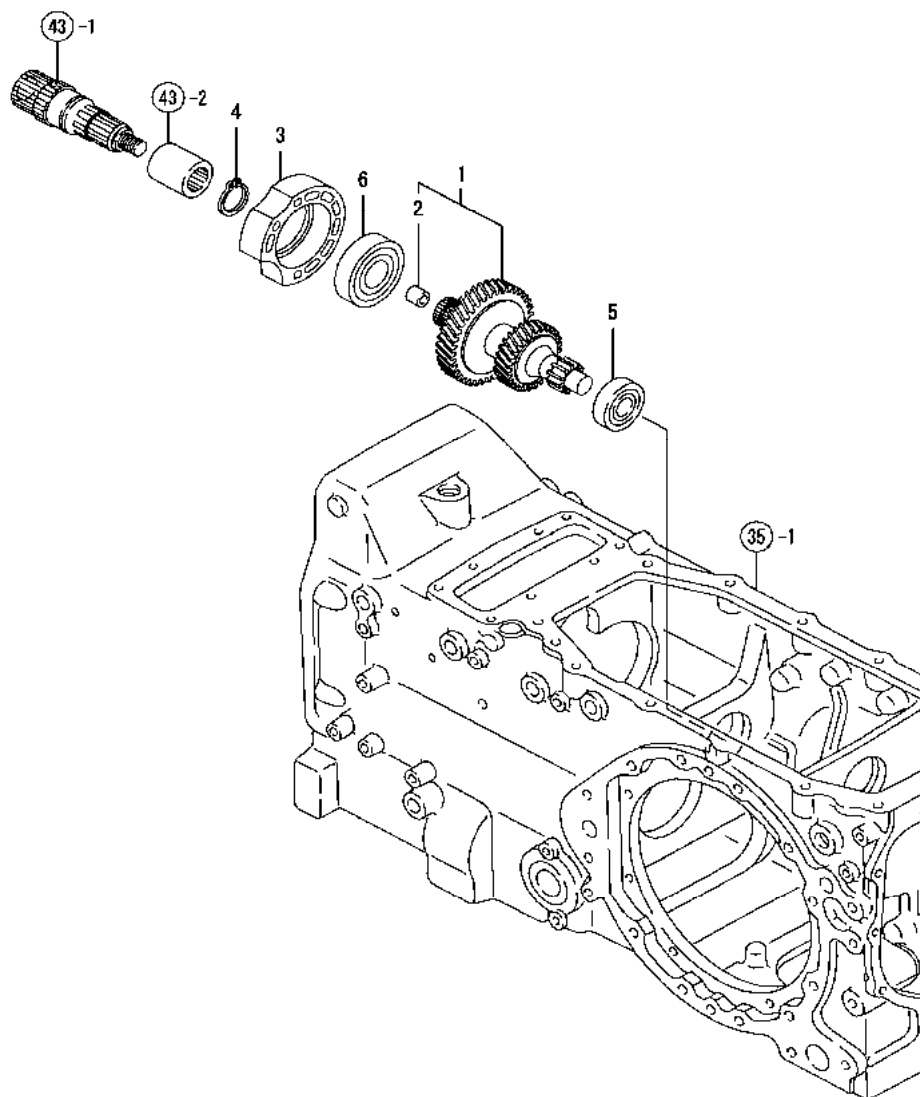
REF NO.	PART NUMBER	DESCRIPTION	QTY
1	CY-194250-25240	NEEDLE BEARING	3
2	CY-198240-25440	GEAR, DRIVE	1
3	CY-1A7780-25450	SHAFT, DRIVEN	1
4	CY-1A7780-25460	GEAR, DRIVEN	1
5	CY-1A7780-25480	GEAR, DRIVE	1
6	CY-198133-25501	RING SET, PISTON	2
7	CY-198133-25761	COLLAR 30X45X20	1
8	CY-198133-25822	GEAR CMP, 44T	1
9	CY-198133-25870	COLLAR 20X45X3.5	1
10	CY-1A7780-25930	SLIDER ASSY, SYNCHRO	1
11	CY-198133-25841	SLIDER, SYNCHRO	1
12	CY-1A7780-25950	SINCRO, HAV	1
13	CY-198133-25980	KEY, SYNCHRO	3
14	CY-198133-25990	SP, SYNCHRO	2
15	CY-194640-26440	BALL BEARING	1
16	CY-198360-26610	COLLAR, SPLING	2
17	CY-194555-26620	SHIFTER	2
18	CY-22292-000340	CIRCLIP S-34	4
19	CY-24107-063054	BALL BEARING	1
20	CY-24161-202617	NEEDLE 20*26*17	1
21	CY-24161-303520	NEEDLE BEARING	1
22	CY-24163-305200	COLLAR 30X35X20	1
23	CY-24164-000202	CIRCLIP 20-S	1
24	CY-24164-000302	CIRCLIP 30	2
25	CY-194275-25730	C-CIRCLIP 35H	1
26	CY-24165-000402	CIRCLIP	3
27	CY-194640-25860	WASHER 30.3X45X3	1

FIG. 40. COUNTER SHAFT



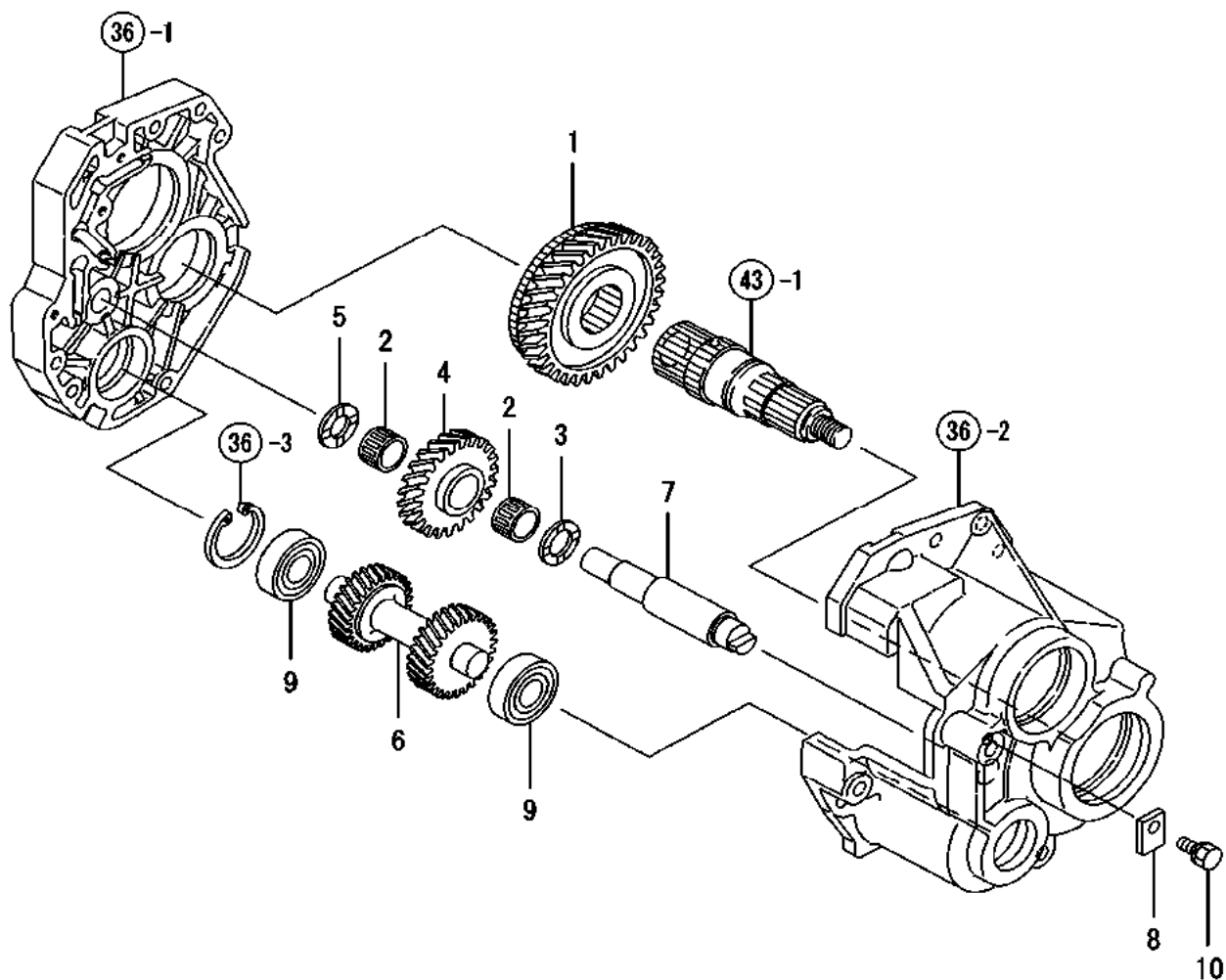
REF NO.	PART NUMBER	DESCRIPTION	QTY
1	CY-194301-12730	SHIM T=0.1	2
2	CY-194180-25550	WASHER 35X50X3	1
3	CY-198149-25600	BEARING COMP.	1
4	CY-194464-25600	BEARING, COUNTER	1
5	CY-198149-25700	COLLAR ASSY,	1
6	CY-198149-25780	COLLAR, SPLINE	1
7	CY-198149-25890	SHIFTER	1
8	CY-198149-25740	GEAR 21,COUNTER	1
9	CY-198149-25750	GEAR 45, COUNTER	1
10	CY-198149-25760	GEAR 53, COUNTER	1
11	CY-198149-25790	COLLAR, SPLINE	1
12	CY-198220-25830	NUT 16, LOWER	1
13	CY-198220-25840	NUT16, UPPER	1
14	CY-198415-25840	WASHER 16X38X4.5	1
15	CY-194640-25860	WASHER 30.3X45X3	1
16	CY-198133-25860	BUSHING 34X40X26	2
17	CY-198149-25880	BUSHING 34X40X19	1
18	CY-198149-25890	SHIFTER	1
19	CY-26013-080252	BOLT M 8X 25	4



**FIG. 41. REDUCTION SHAFT**

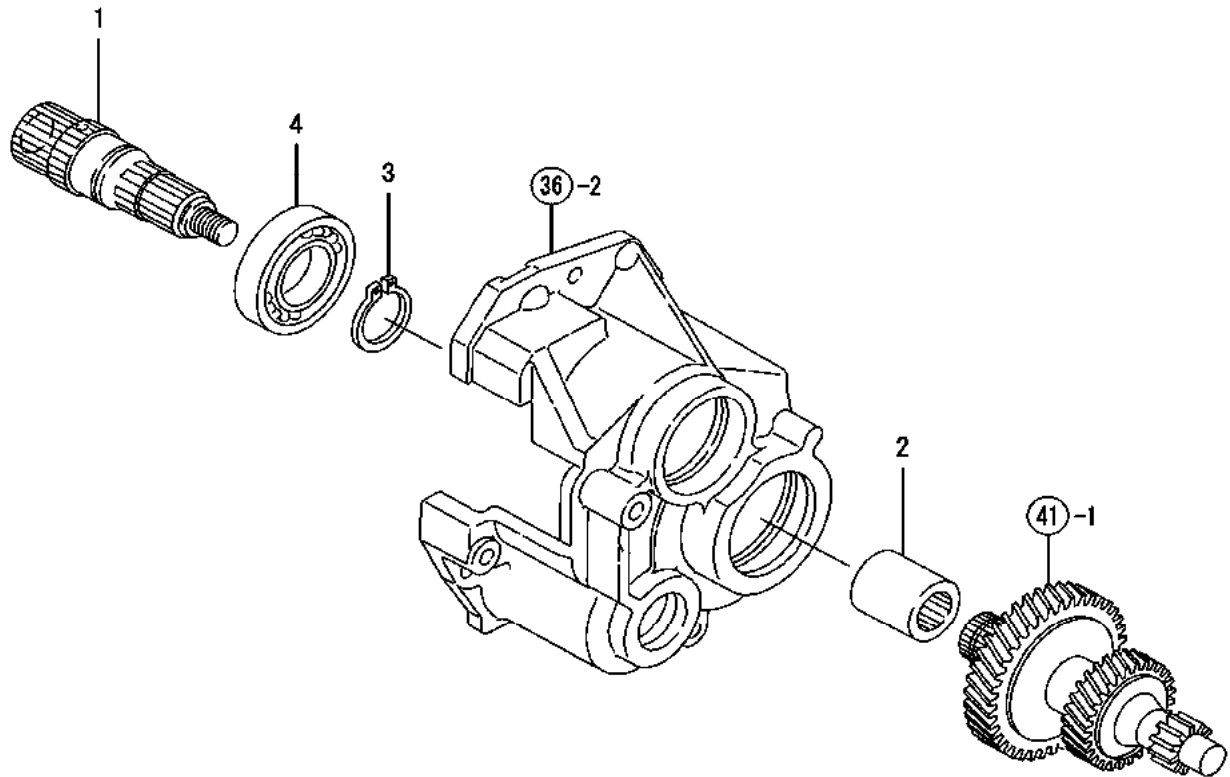
REF NO.	PART NUMBER	DESCRIPTION	QTY
1	CY-198149-25690	GEAR ASSY, REDUCTION	1
2	CY-24550-016150	DRY BUSH 16X15	1
3	CY-198133-25701	COLLAR	1
4	CY-22242-000290	CIRCLIP 29	1
5	CY-24101-063044	BALL BEARING	1
6	CY-24101-063064	BALL BEARING	1

FIG. 42. REVERSE GEAR



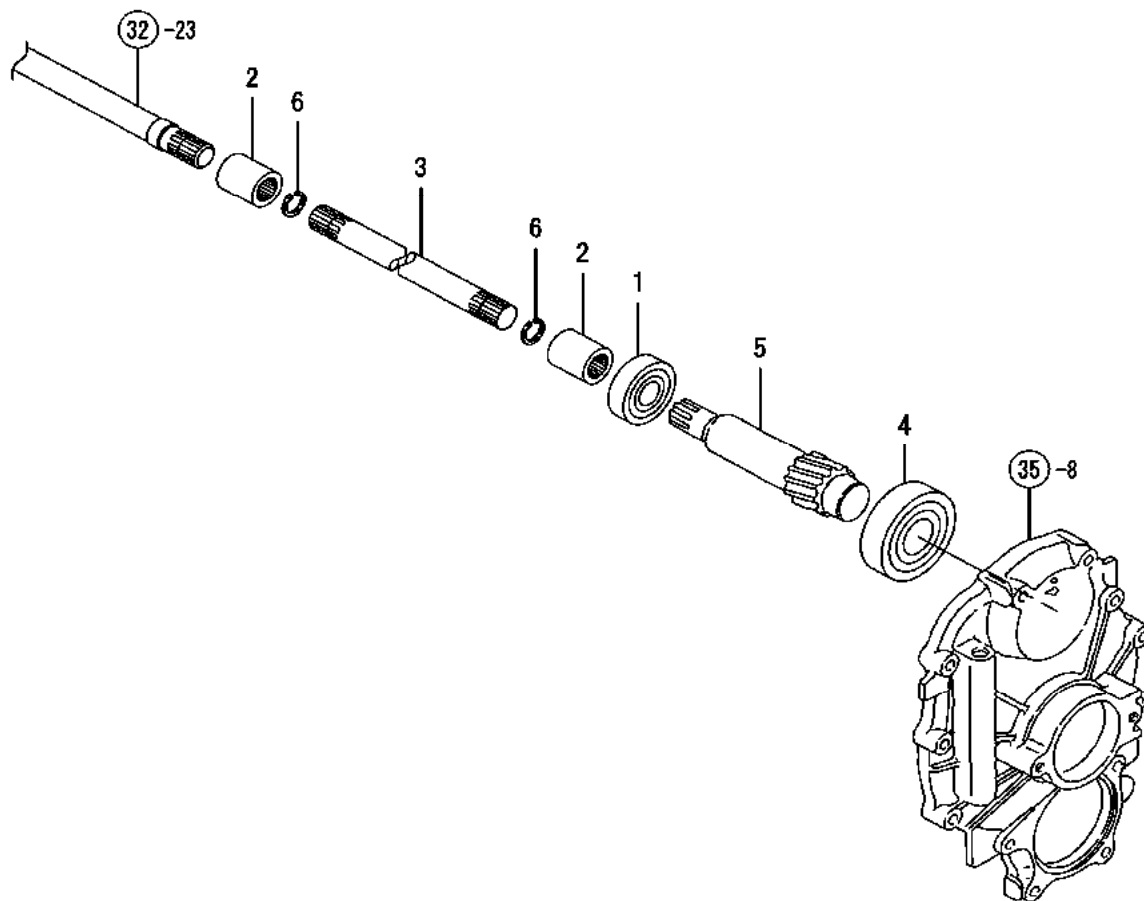
REF NO.	PART NUMBER	DESCRIPTION	QTY
1	CY-198133-25832	GEAR CMP, 48L	1
2	CY-198133-25850	NEEDLE 202615	2
3	CY-198133-25890	WASHER, SRAST 20X32X2	1
4	CY-198133-25911	GEAR, IDLE.	1
5	CY-198240-25930	SLAST WASSHER 17X32	1
6	CY-198133-25941	GEAR	1
7	CY-198133-25960	SHAFT, IDLE	1
8	CY-198133-25970	PLATE	1
9	CY-24101-062044	BALL BEARING #6204	2
10	CY-26013-080202	BOLT W/WASHER M8X20	1

FIG. 43. CONNECTING SHAFT



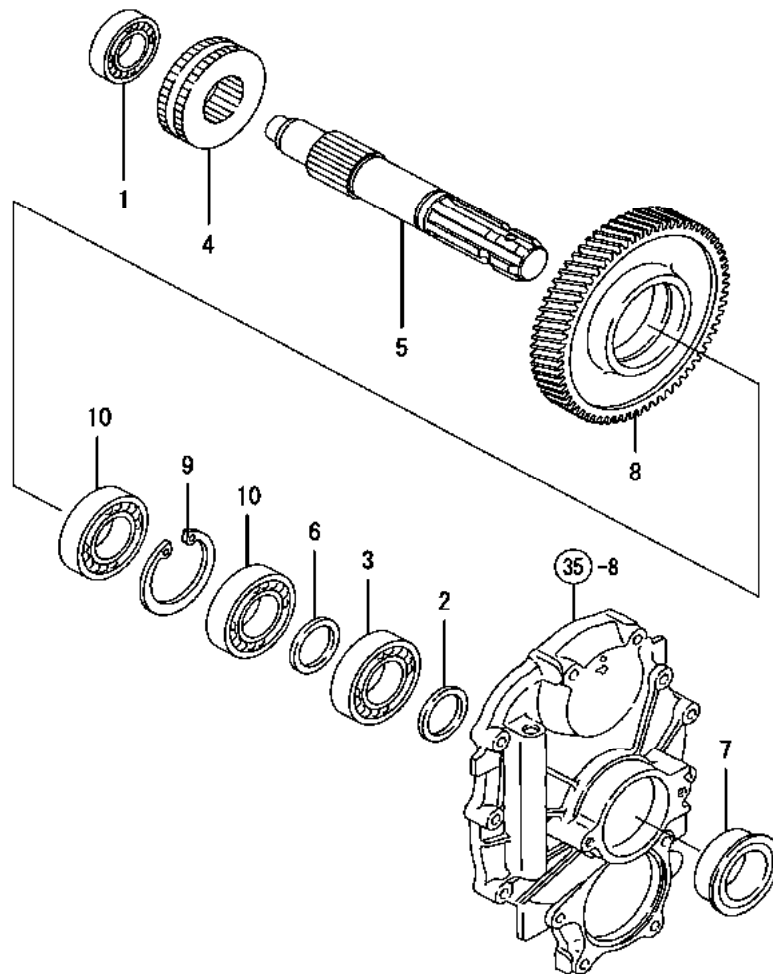
REF NO.	PART NUMBER	DESCRIPTION	QTY
1	CY-198242-25350	SHAFT,CONNECTING	1
2	CY-194640-26130	COUPLING	1
3	CY-22242-000400	CIRCLIP 40	1
4	CY-24101-062084	BALL BEARING	1

FIG. 44. PTO DRIVE SHAFT



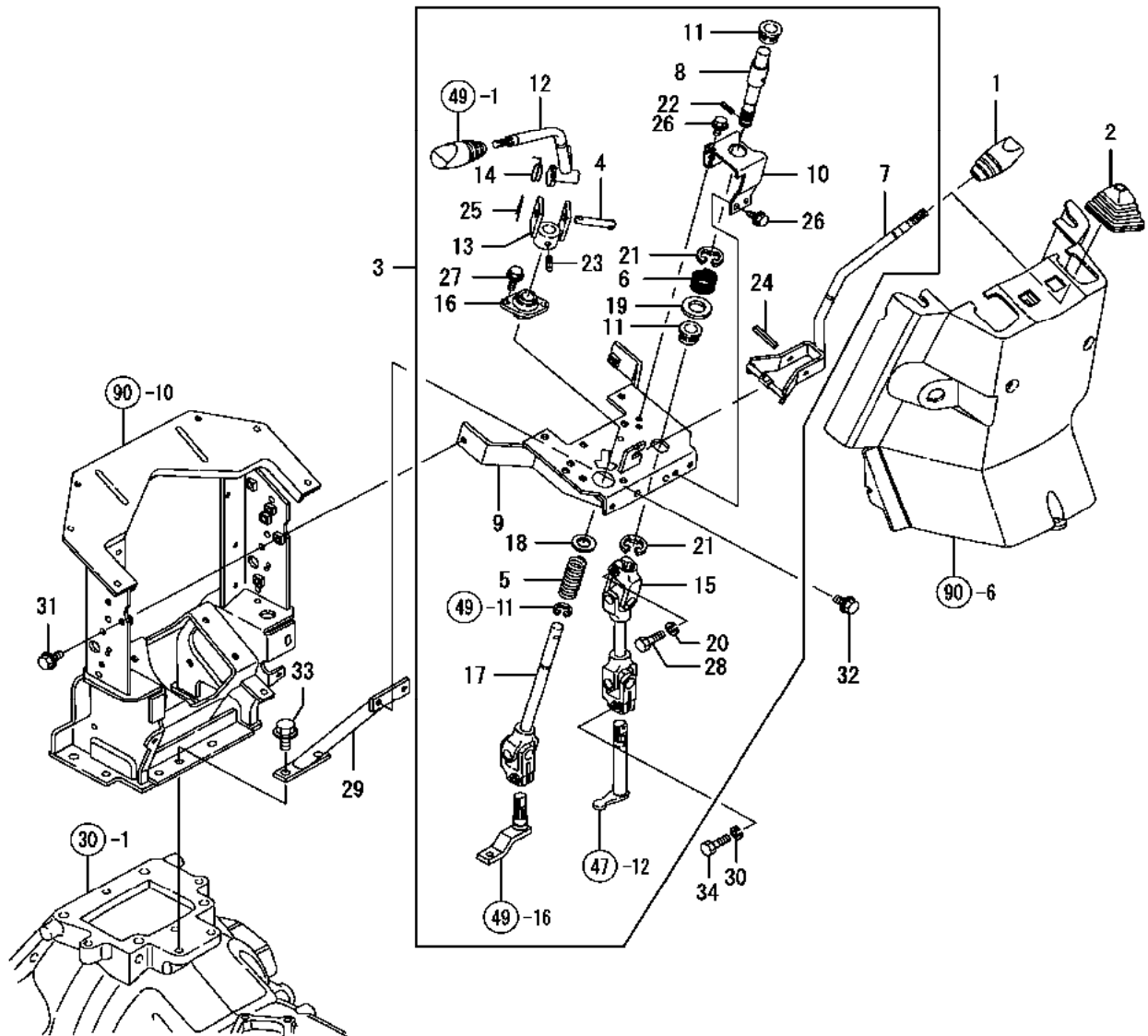
REF NO.	PART NUMBER	DESCRIPTION	QTY
1	CY-194447-13860	BALL BEARING	1
2	CY-194310-25100	JOINT	2
3	CY-198133-25291	SHAFT, CONNECTING	1
4	CY-194197-25810	BALL BEARING	1
5	CY-198240-26110	SHAFT, PTO PINION	1
6	CY-22252-000170	CIRCLIP 17	2

FIG. 45. PTO SHAFT



REF NO.	PART NUMBER	DESCRIPTION	QTY
1	CY-194447-13860	BALL BEARING	1
2	CY-194310-25660	COLLAR 35X45X5	1
3	CY-194430-25810	BALL BEARING	1
4	CY-1A7780-26121	SLIDER, PTO	1
5	CY-1A7780-26310	SHAFT, PTO	1
6	CY-194640-26330	WASHER 35X46X32	1
7	CY-194370-26350	SEAL QLF 35 60 19	1
8	CY-198240-26520	GEAR, P.T.O	1
9	CY-22252-000720	CIRCLIP 72	1
10	CY-24101-062074	BALL BEARING	2

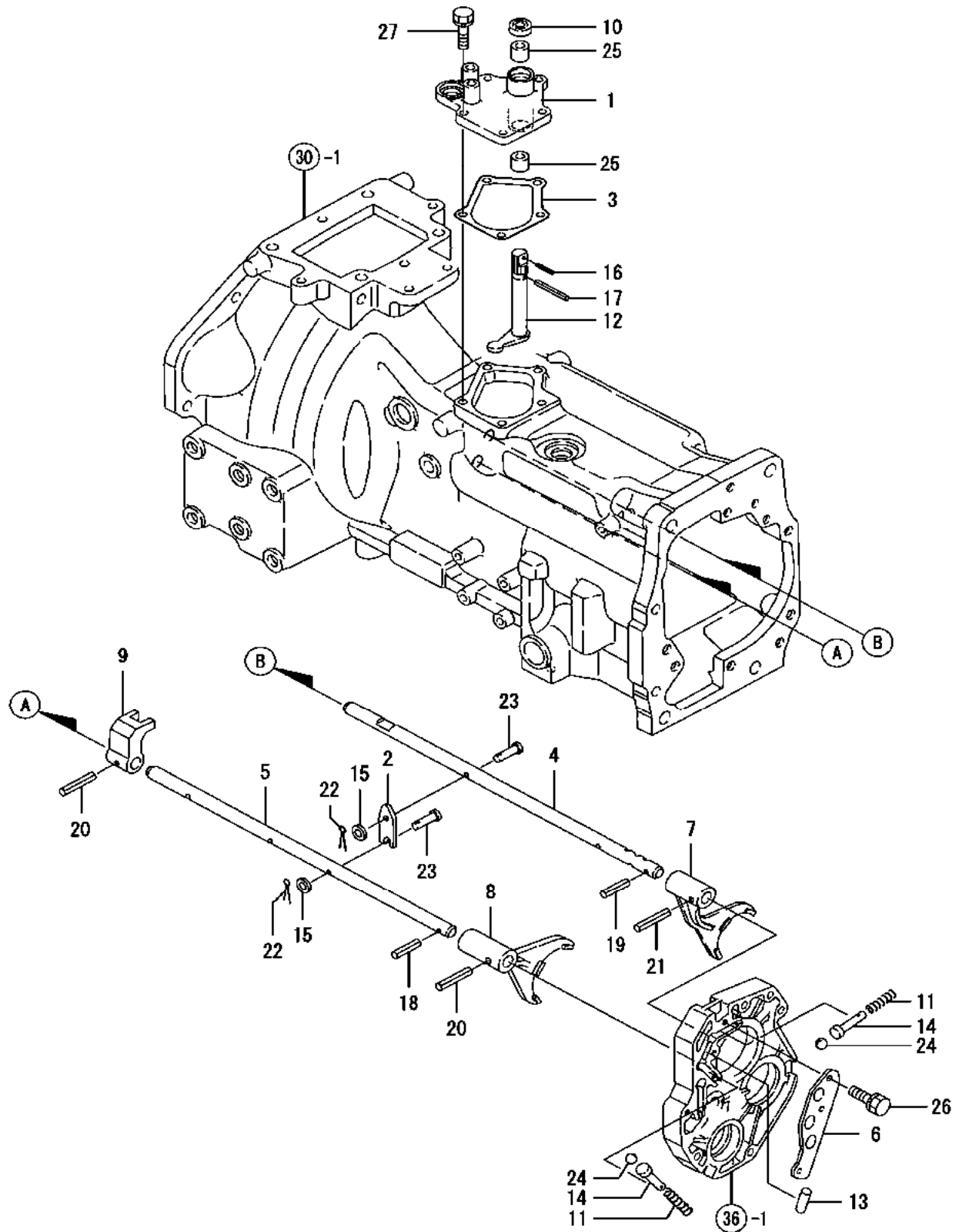
FIG. 46. MAIN CHANGE LEVER



**FIG. 46. MAIN CHANGE LEVER**

REF NO.	PART NUMBER	DESCRIPTION	QTY
1	CY-1A8170-27100	KNOB, MAIN SHIFT	1
2	CY-198133-27350	BOOT	1
3	CY-1A7780-27800	SHIFT ASSY, COLUMN	1
4	CY-198075-18311	PIN 8X52	1
5	CY-198133-27060	SPRING, REVERSER	1
6	CY-198133-27070	SPRING	1
7	CY-1A7780-27360	LEVER, MAIN SHIFT	1
8	CY-198133-27401	SHAFT, MAIN CHANGE	1
9	CY-198133-27652	BRACKET, COLUMN SHIFT	1
10	CY-198133-27711	STAY, MAIN CHANGE	1
11	CY-198133-27720	BUSHING	2
12	CY-1A7780-27750	LEVER, REVERSER	1
13	CY-198133-27781	HOLDER, REVERSER	1
14	CY-198133-27820	SPRING, REVERSER RETRN	1
15	CY-198133-27850	JOINT MAIN CHG	1
16	CY-198133-27881	FLANGE UNIT, REVERSER	1
17	CY-198133-27940	SHAFT, REVERSER COMP.	1
18	CY-22137-140000	WASHER 14, POLISHED	1
19	CY-22137-220000	WASHER 22	1
20	CY-22217-080000	WASHER, 8	1
21	CY-22272-000190	CIRCLIP E-19	2
22	CY-22351-020012	SPRING PIN 2X 12	1
23	CY-22351-060032	SPRING PIN 6X32	1
24	CY-22351-080040	SPRING PIN 8X40	1
25	CY-22417-200300	COTTER PIN 2.0X30	1
26	CY-26106-060162	BOLT M 6X 16 PLATED	3
27	CY-26106-060162	BOLT M 6X 16 PLATED	2
28	CY-26116-080252	BOLT M 8X 25 PLATED	1
29	CY-198133-27950	STAY, CLM. SHIFT COMP.	1
30	CY-22217-080000	WASHER, 8	1
31	CY-26106-080162	BOLT M 8X 16 PLATED	2
32	CY-26106-080162	BOLT M 8X 16 PLATED	2
33	CY-26106-100202	BOLT M10X 20 PLATED	2
34	CY-26116-080252	BOLT M 8X 25 PLATED	1

FIG. 47. MAIN CHANGE

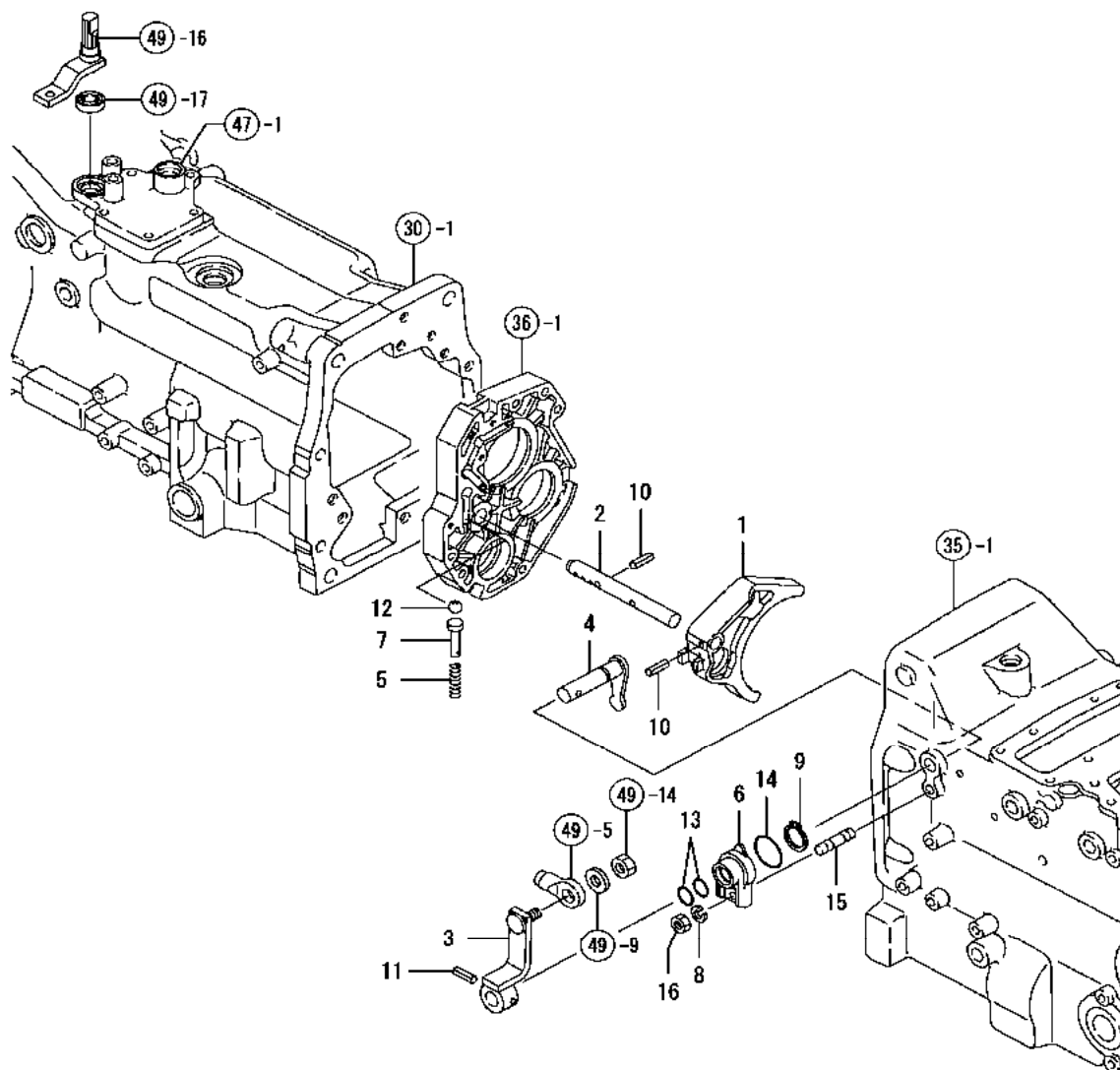




**FIG. 47. MAIN CHANGE**

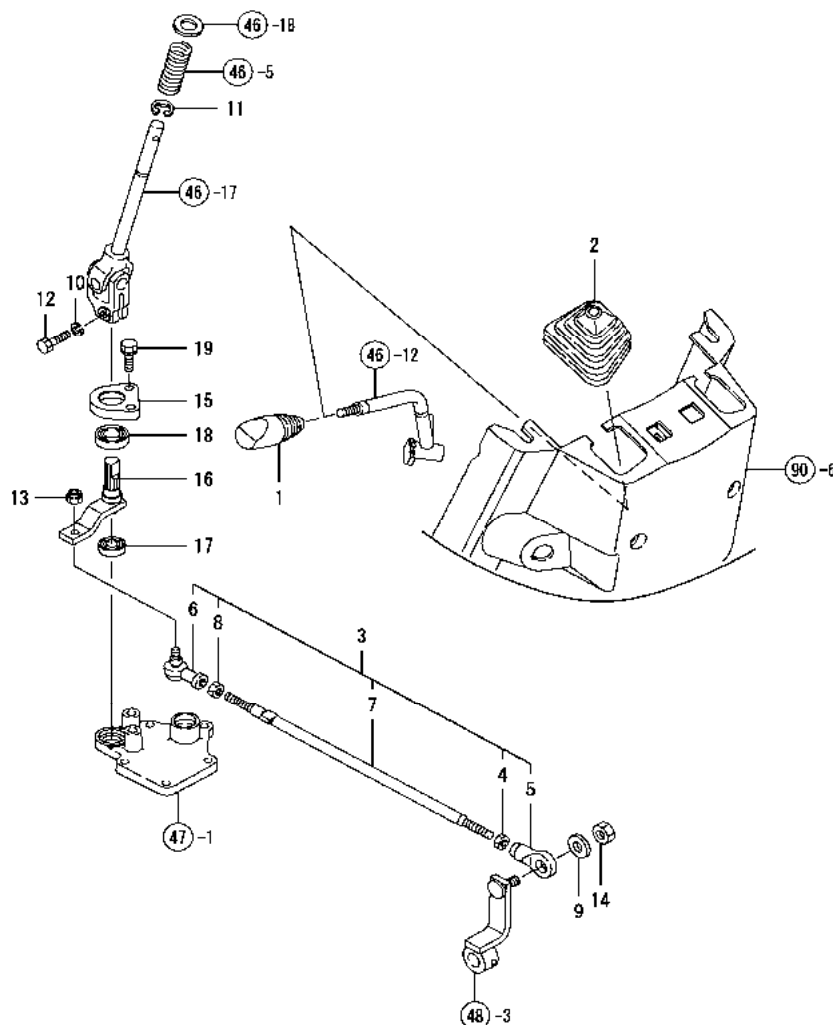
REF NO.	PART NUMBER	DESCRIPTION	QTY
1	CY-1A7780271501	RETAINER, LEVER	1
2	CY-194250-27160	ARM, NEUTRAL START	1
3	CY-198133-27170	GASKET, RETAINER	1
4	CY-198137-27180	SHAFT 2-3,FORK	1
5	CY-198137-27190	SHAFT 1,FORK	1
6	CY-198133-27280	HOLDER,INTER LOCK	1
7	CY-1A7780-27310	FORK, SHIFT	1
8	CY-198240-27320	FORK, SHIFT	1
9	CY-198133-27330	SHIFTER	1
10	CY-198133-27340	SEAL KBY 172406	1
11	CY-194145-27450	SPRING	2
12	CY-198133-27450	ARM,GEAR SHIFT	1
13	CY-194130-27490	SPINDLE	1
14	CY-198071-27860	PIN 4X35,FLAT HEAD.	2
15	CY-1C6460-84420	WASHER 6.4*12.5*1	2
16	CY-22351-020012	SPRING PIN 2X 12	1
17	CY-22351-040032	SPRING PIN 4X32	1
18	CY-22351-060025	SPRING PIN 6X25	1
19	CY-22351-060025	SPRING PIN 6X25	1
20	CY-22351-060032	SPRING PIN 6X32	2
21	CY-22351-060032	SPRING PIN 6X32	1
22	CY-22417-160180	COTTER PIN 1.6X18	2
23	CY-22487-060200	PIN 6X 20	2
24	CY-24190-100001	BALL 5/16, STEEL	2
25	CY-24550-017150	BUSH 17X15	2
26	CY-26013-080202	BOLT W/WASHER M8X20	3
27	CY-26013-080252	BOLT M 8X 25	5

FIG. 48. REVERSER CHANGE



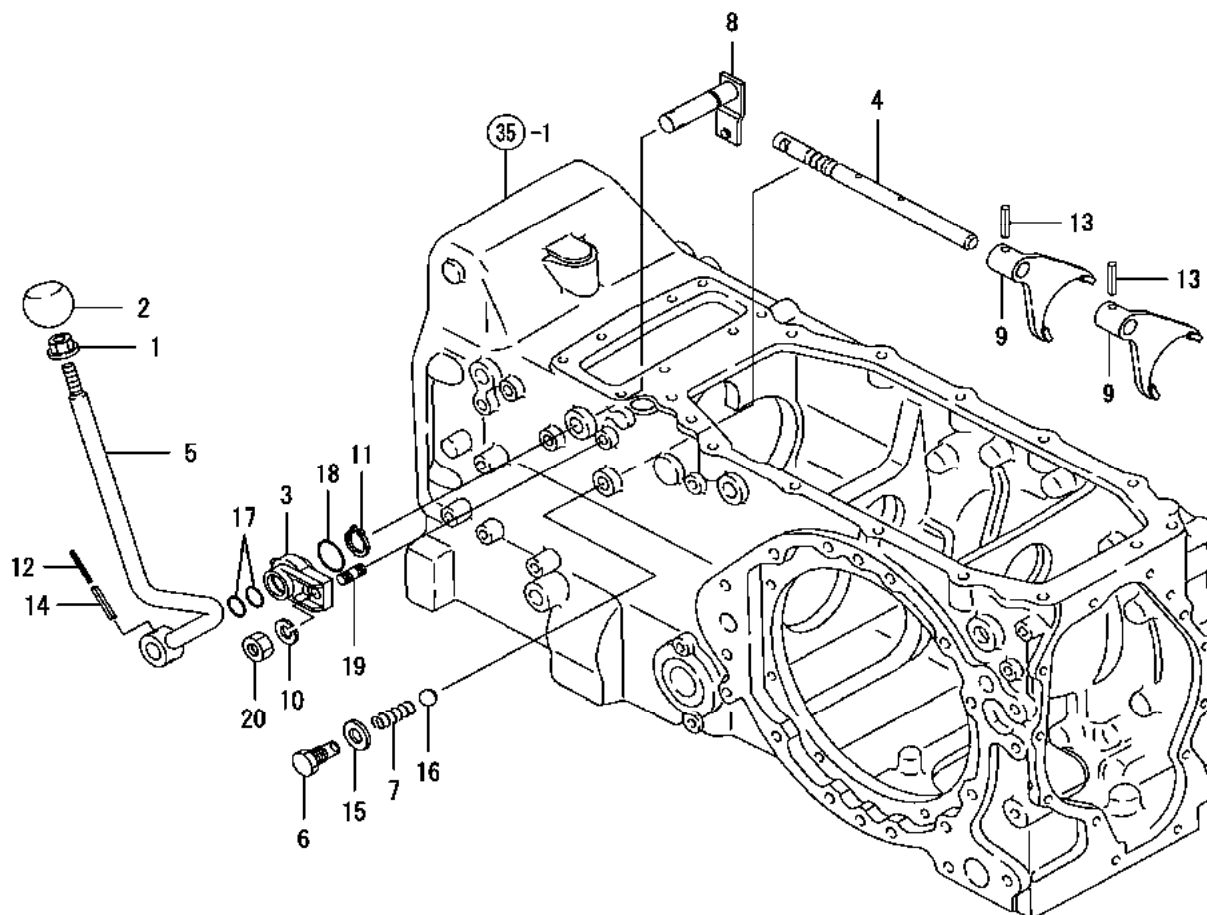
REF NO.	PART NUMBER	DESCRIPTION	QTY
1	CY-198133-27110	SHIFT FORK,REVERSER	1
2	CY-198133-27120	SHAFT,REVERSER FORK	1
3	CY-198133-27180	ARM,REVERSER CHAIN	1
4	CY-198133-27300	ARM,REVERSER SHIFT	1
5	CY-194145-27450	SPRING	1
6	CY-198071-27470	HOLDER	1
7	CY-198071-27860	PIN 4X35,FLAT HEAD.	1
8	CY-22217-080000	WASHER, 8	1
9	CY-22242-000170	CIRCLIP 17	1
10	CY-22351-060025	SPRING PIN 6X25	2
11	CY-22351-060032	SPRING PIN 6X32	1
12	CY-24190-100001	BALL 5/16, STEEL	1
13	CY-24311-000160	O-RING 1A P-16.0	2
14	CY-24321-000250	O-RING 1A G-25.0	1
15	CY-26218-080202	STUD M 8X 20	1
16	CY-26716-080002	NUT M 8	1

FIG. 49. REVERSE LEVER



REF NO.	PART NUMBER	DESCRIPTION	QTY
1	CY-198200-18350	KNOB;REVERSER LEVER	1
2	CY-198133-27350	BOOT	1
3	CY-198133-27900	ROD COMP.,REVERSER	1
4	CY-194990-20170	NUT W/WASHER 8	1
5	CY-194170-27180	ROD,END (R)	1
6	CY-194820-27370	END (L), ROD	1
7	CY-198133-27910	SPEED CHANGE ROD	1
8	CY-26716-080002	NUT M 8	1
9	CY-22137-100000	WASHER 10,POLISHED	1
10	CY-22217-080000	WASHER, 8	1
11	CY-22272-000120	CIRCLIP E-12	1
12	CY-26116-080252	BOLT M 8X 25 PLATED	1
13	CY-26346-080002	U-NUT M 8 PLATED	1
14	CY-26756-100002	LOCK NUT M10 PLATED	1
15	CY-1A778027160	HOLDER, REVERSER ARM	1
16	CY-1A778027210	ARM, LINK REVERSER	1
17	CY-24104-060014	BALL BEARING 6001UU	1
18	CY-24104-060034	BALL BEARING	1
19	CY-26013-080252	BOLT M 8X 25	2

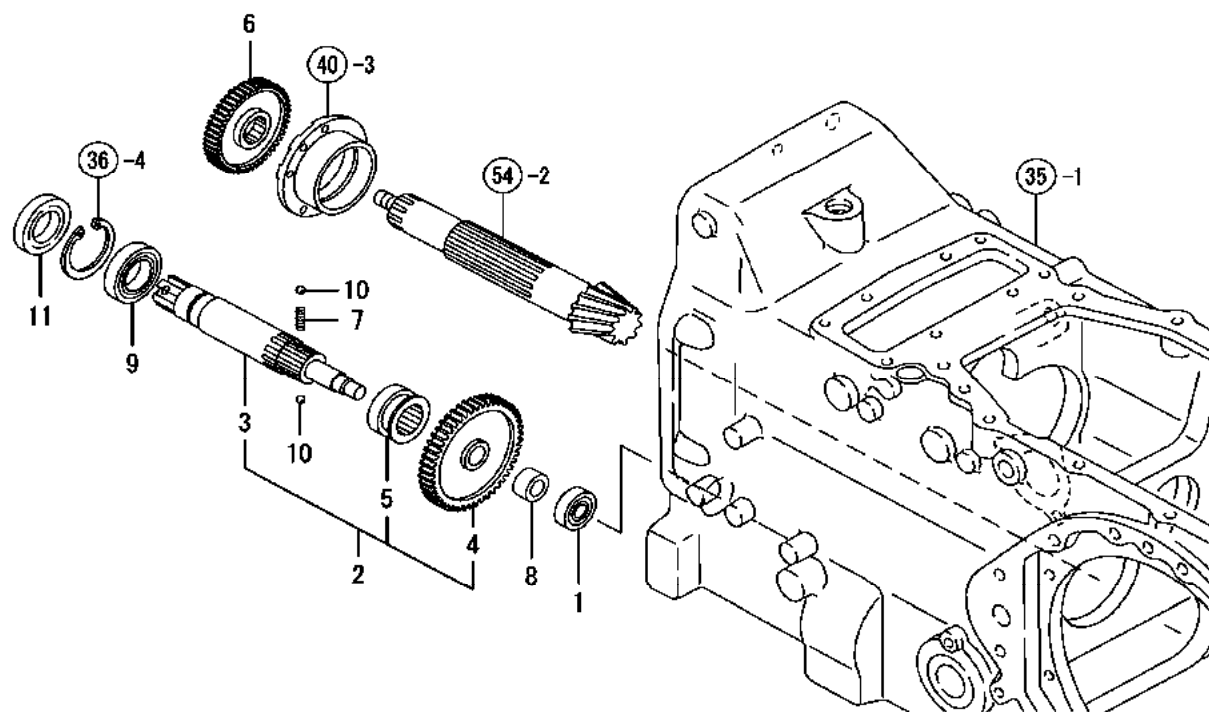
FIG. 50. SUB CHANGE LEVER



REF NO.	PART NUMBER	DESCRIPTION	QTY
1	CY-194990-22150	NUT W/WASHER 10	1
2	CY-198253-27510	KNOB	1
3	CY-198071274701	HOLDER	1
4	CY-198149-27490	SHAFT, FORK	1
5	CY-198253275201	LEVER, RANGE SHIFT	1
6	CY-198149-27530	PLUG M12	1
7	CY-194680-27540	SPRING, FORK LOCK	1
8	CY-198149-27560	ARM, SHIFT	1
9	CY-198149-27570	FORK, SHIFT	2
10	CY-22217-080000	WASHER, 8	1
11	CY-22242-000170	CIRCLIP 17	1
12	CY-22351-035032	SPRING PIN 3.5X32	1
13	CY-22351-060032	SPRING PIN 6X32	2
14	CY-22351-060032	SPRING PIN 6X32	1
15	CY-23414-120016	GASKET 12	1
16	CY-24190-080001	BALL 1/4, STEEL	1
17	CY-24311-000160	O-RING 1A P-16.0	2
18	CY-24321-000250	O-RING 1A G-25.0	1
19	CY-26218-080252	STUD,BOLT	1
20	CY-26716-080002	NUT M 8	1

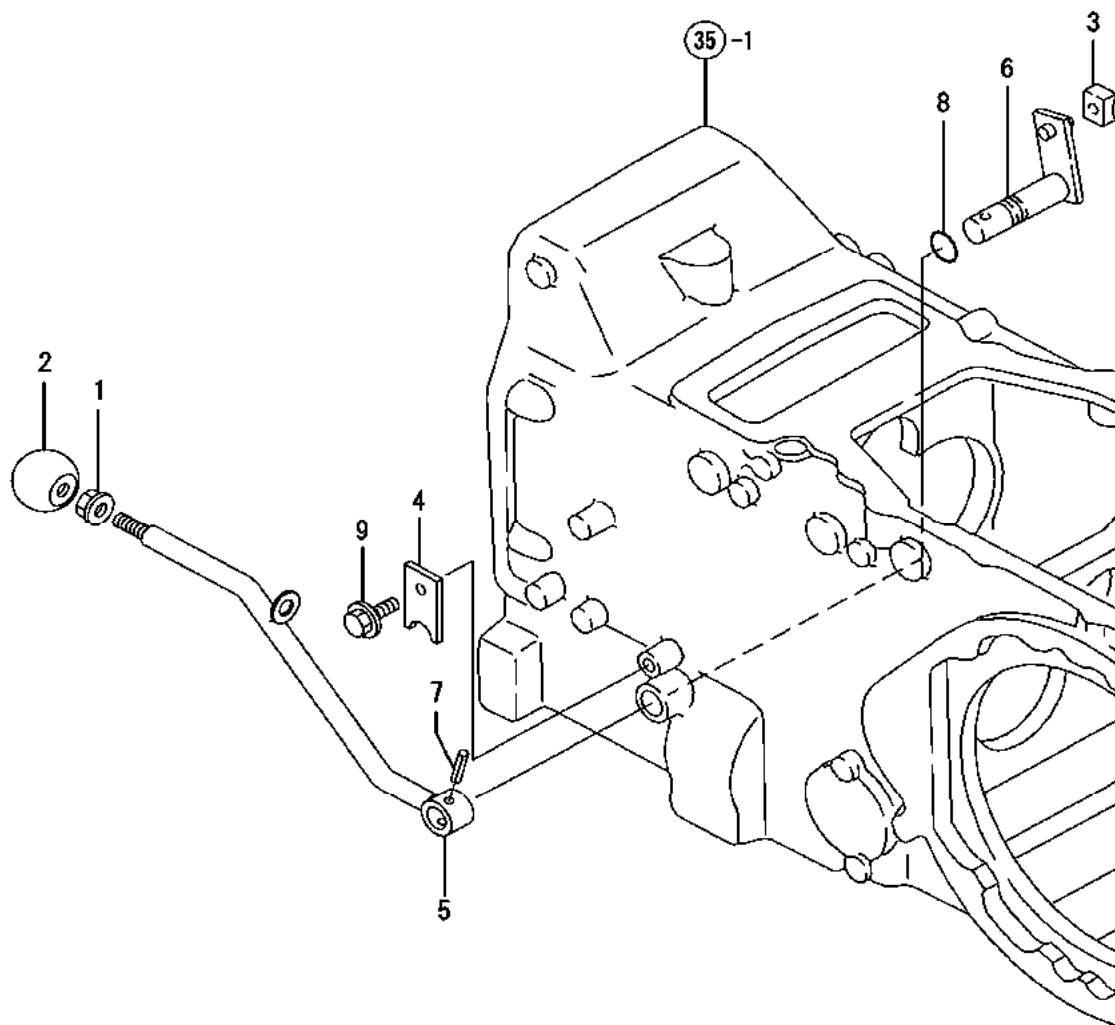


FIG. 52. FRONT DRIVE



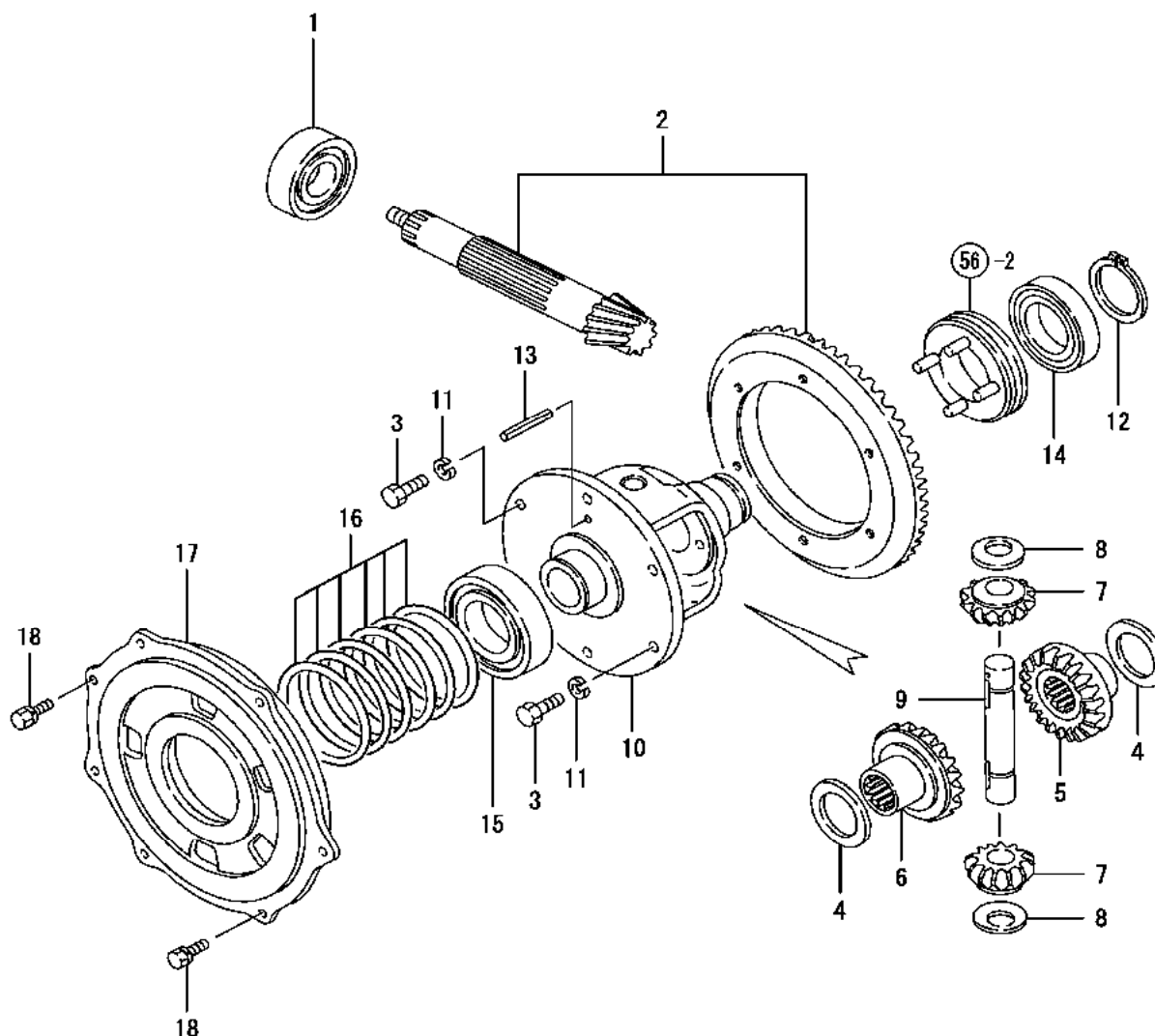
REF NO.	PART NUMBER	DESCRIPTION	QTY
1	CY-194446-25450	BALL BEARING	1
2	CY-198241-28100	GEAR KIT,DRIVE	1
3	CY-198133-28110	SHAFT, FRONT DRIVE	1
4	CY-194765-28170	GEAR,FRONT DRIVE	1
5	CY-198254282701	SLIDER	1
6	CY-198241-28220	GEAR, FRONT DRIVE	1
7	CY-194321-28230	SPRING 26.2	1
8	CY-198241-28240	COLLAR	1
9	CY-24101-060074	BALL BEARING #6007	1
10	CY-24190-080001	BALL 1/4, STEEL	2
11	CY-24421-356212	SEAL TC35 62 12, OIL	1

FIG. 53. FRONT SHIFT



REF NO.	PART NUMBER	DESCRIPTION	QTY
1	CY-194990-22150	NUT W/WASHER 10	1
2	CY-198253-27510	KNOB	1
3	CY-198220-26790	SHOE.SHIFTER	1
4	CY-198220-27990	PLATE	1
5	CY-198254-28270	LEVER,FRONT SHIFT	1
6	CY-198241-28310	ARM, FRONT SHIFT	1
7	CY-22351-060032	SPRING PIN 6X32	1
8	CY-24311-000125	O-RING 1A P-12.5	1
9	CY-26106-080162	BOLT M 8X 16 PLATED	1

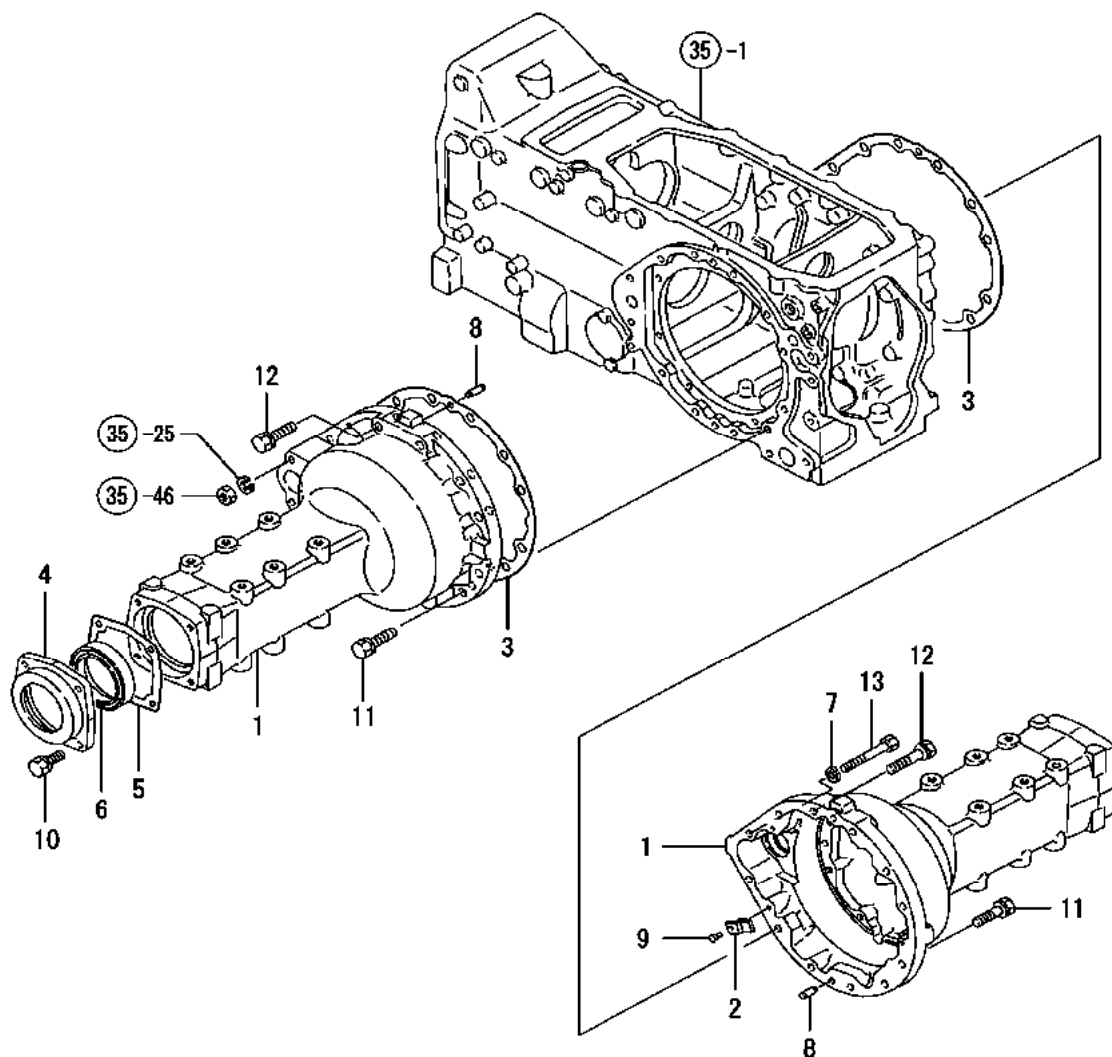
FIG. 54. RING GEAR



REF NO.	PART NUMBER	DESCRIPTION	QTY
1	CY-198390-25790	BEARING 6307R SH2	1
2	CY-198149-31400	GEAR W/COUNTERSHAFT	1
3	CY-194066-13130	BOLT M10X 25	6
4	CY-198320-31530	WASHER, DIFFERENTIAL	2
5	CY-198320-31550	GEAR, DIFFERENTIAL	1
6	CY-194320-31560	GEAR, DIFFERENTIAL	1
7	CY-198320-31570	PINION, DIFFERENTIAL	2
8	CY-198320-31630	WASHER, DIFFERENTIAL	2
9	CY-198320-31820	SHAFT, DIFFERENTIAL	1
10	CY-198320-32111	HOUSING, DIFF.	1
11	CY-22217-100000	SPRING WASHER 10	6
12	CY-22242-000500	CIRCLIP 50	1
13	CY-22351-060050	SPRING PIN 6X50	1
14	CY-24101-060104	BALL BEARING	1
15	CY-24101-062114	BALL BEARING	1
16	CY-794251-13910	SHIM SET	1
17	CY-198250-32310	CARRIER,DIFFERENTIAL	1
18	CY-26013-080252	BOLT M 8X 25	7



FIG. 55. REAR HOUSING



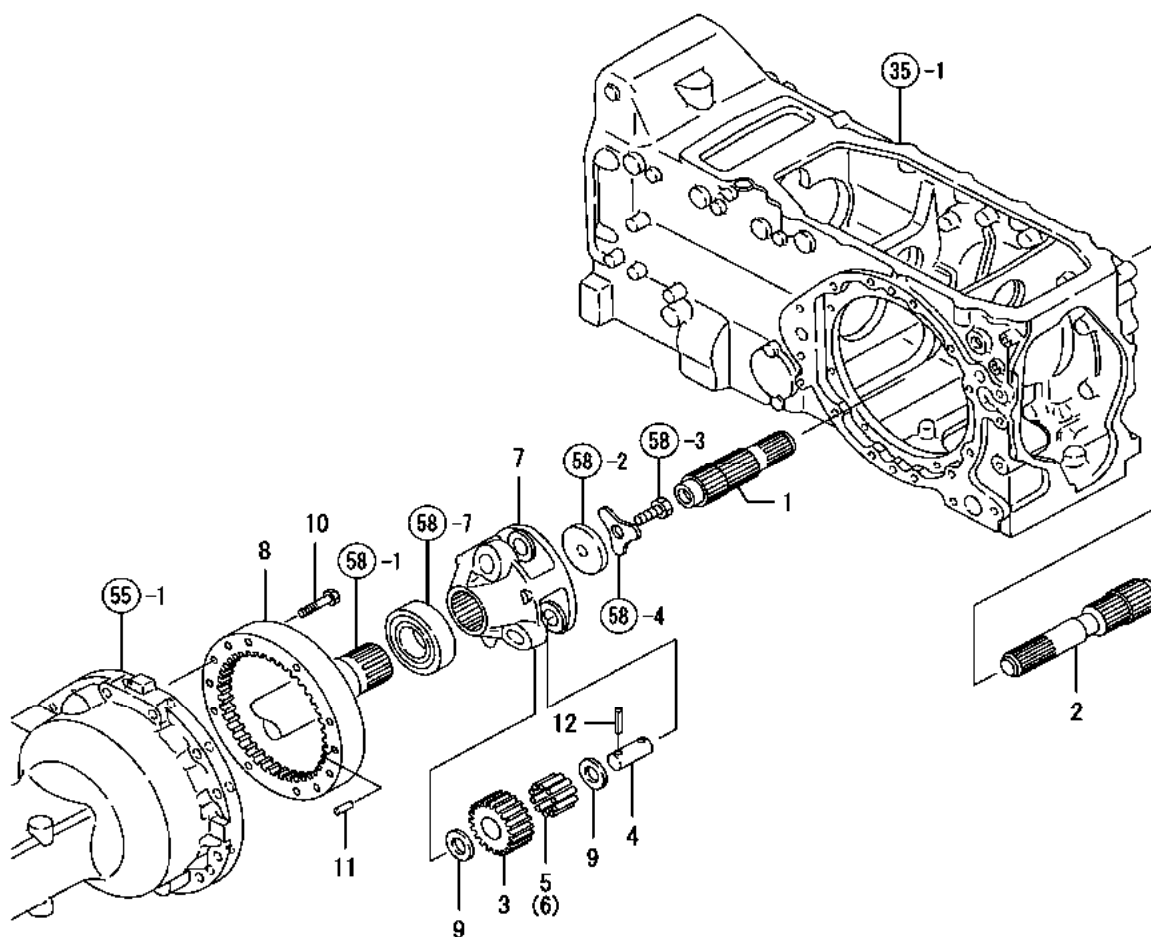
REF NO.	PART NUMBER	DESCRIPTION	QTY
1	CY-198212326111	HOUSING, REAR	2
2	CY-194180-32640	PLATE, PUSH	3
3	CY-198240-32640	PACKING, REAR AXLE	2
4	CY-194640326501	COVER, OIL SEAL	2
5	CY-198320-32660	GASKET	2
6	CY-194327-32730	SEAL TC6Y 7510014.5	2
7	CY-22217-100000	SPRING WASHER 10	2
8	CY-22312-100180	PARALLEL PIN 10X 18	4
9	CY-22635-600120	RIVET	3
10	CY-26013-100302	BOLT M10X 30	8
11	CY-26013-120402	BOLT M12X 40	16
12	CY-26013-120502	BOLT M12X 50	4
13	CY-26116-100852	BOLT M10X 85 PLATED	2



**FIG. 56. DIFFERENTIAL LOCK**

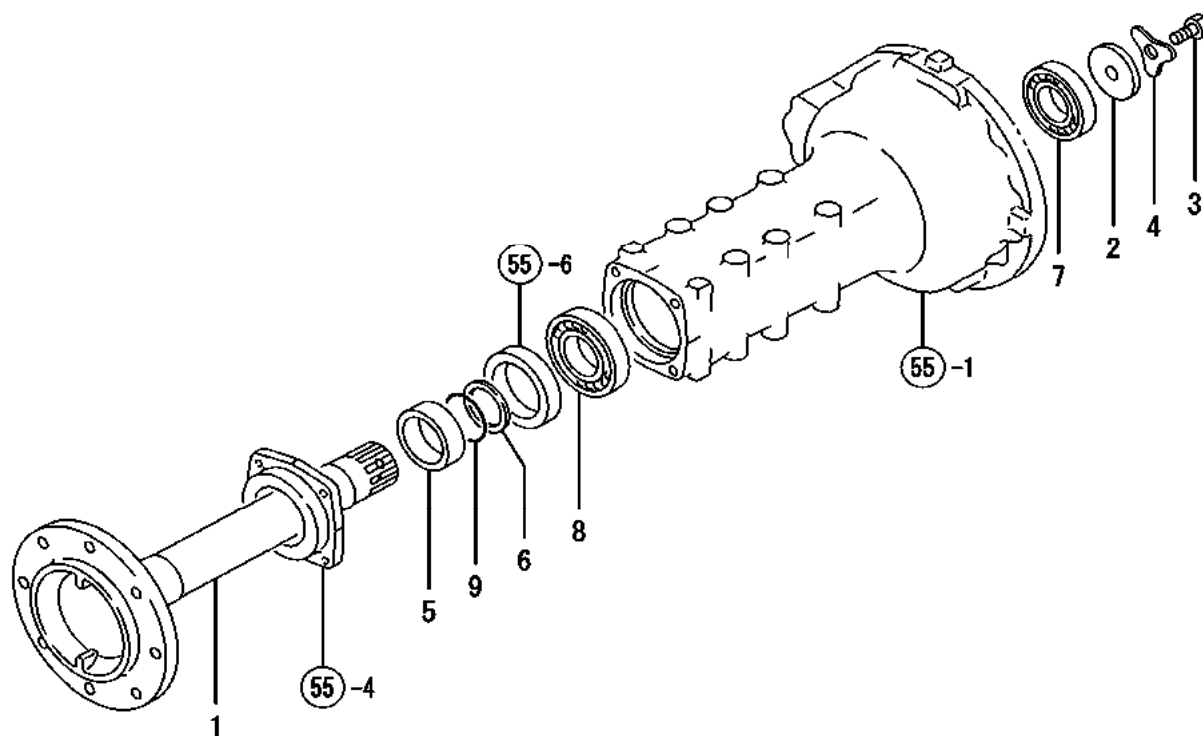
REF NO.	PART NUMBER	DESCRIPTION	QTY
1	CY-198250-33110	SHAFT, DIFFERENTIAL	1
2	CY-194464-33130	SLIDER, DIFFERENTIAL	1
3	CY-1A7350-33140	FORK DIFF,SHIFT	1
4	CY-194150-33150	SPRING, RETURN	1
5	CY-198240331301	PEDAL, DIFF. LOCK	1
6	CY-194300-33200	SPACER 20X32X3.2	1
7	CY-22351-050032	SPRING PIN 5X32	1
8	CY-22351-050040	SPRING PIN 5X40	1
9	CY-22351-060032	SPRING PIN 6X32	1
10	CY-22351-080032	SPRING PIN 8X32	1
11	CY-22351-080032	SPRING PIN 8X32	1
12	CY-22351-080040	SPRING PIN 8X40	1
13	CY-24311-000150	O-RING 1A P-15.0	2
14	CY-198240-33170	SPRING	1

FIG. 57. FINAL PINION &amp; FINAL GEAR



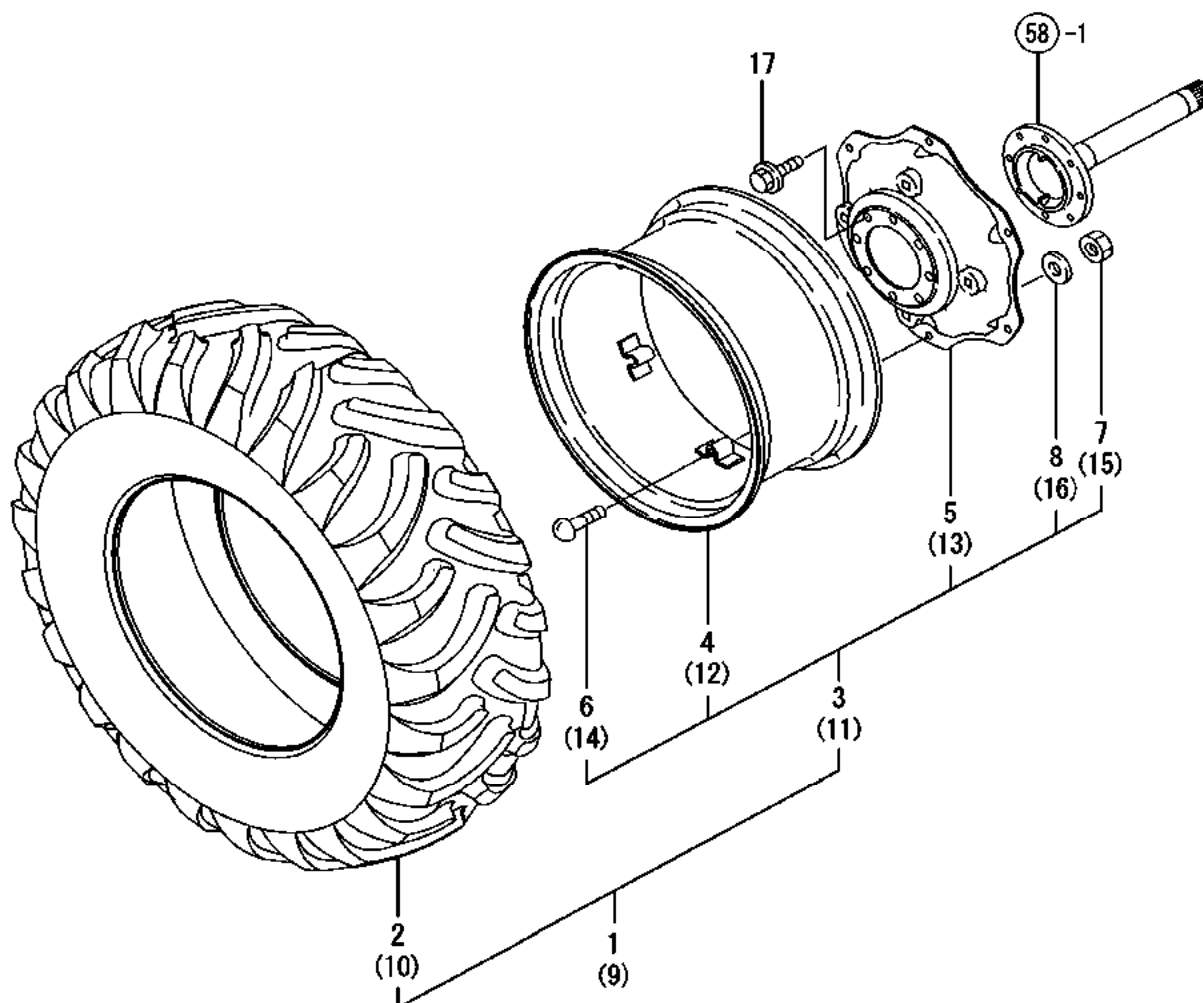
REF NO.	PART NUMBER	DESCRIPTION	QTY
1	CY-198320-33412	PINION, FINAL	1
2	CY-198320-33422	PINION, FINAL	1
3	CY-198320-33540	PINION, PLANETARY	6
4	CY-198320-33550	SHAFT, PLANETARY	6
5	CY-198320-33560	NEEDLE 4.5X32	63
6	CY-198320-33560	NEEDLE 4.5X32	63
7	CY-198320-33570	CARRIER, PLANETARY	2
8	CY-198320-33610	GEAR, INTERNAL	2
9	CY-198320-33620	WASHER 26X42X 1	12
10	CY-198217-33650	BOLT 10* 55	16
11	CY-22312-100180	PARALLEL PIN 10X 18	4
12	CY-22351-080040	SPRING PIN 8X40	6

FIG. 58. REAR AXLE SHAFT



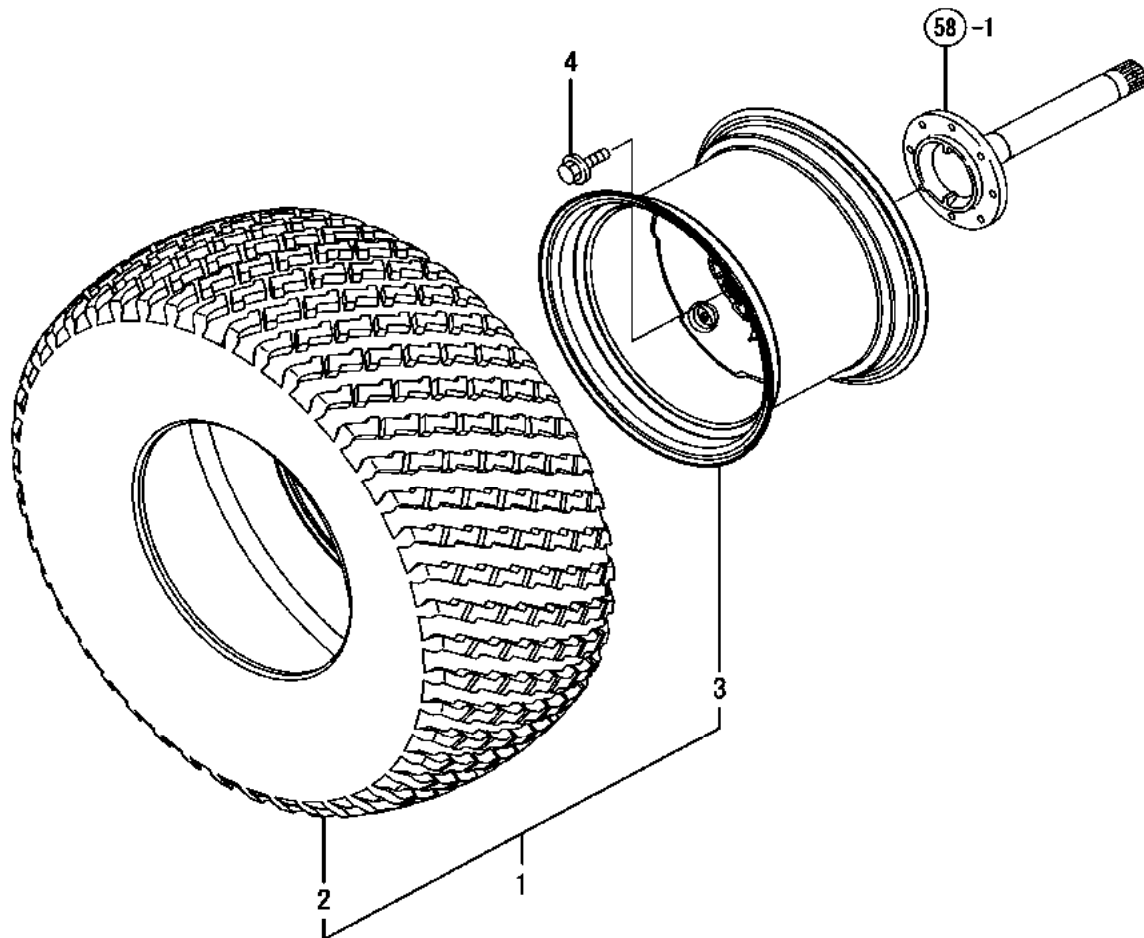
REF NO.	PART NUMBER	DESCRIPTION	QTY
1	CY-198255341101	SHAFT, REAR AXLE	2
2	CY-194640-34130	WASHER 13X64X9	2
3	CY-194640-34140	BOLT M12X30	2
4	CY-194640-34150	WASHER, THRUST	2
5	CY-194145-34360	SEAL COLLAR 60X75X26	2
6	CY-194145-34390	SPACER	2
7	CY-24101-060114	BALL BEARING	2
8	CY-24101-062124	BALL BEARING	2
9	CY-24321-000600	O-RING 1A G-60.0	2

FIG. 59. REAR WHEEL TIRE 1



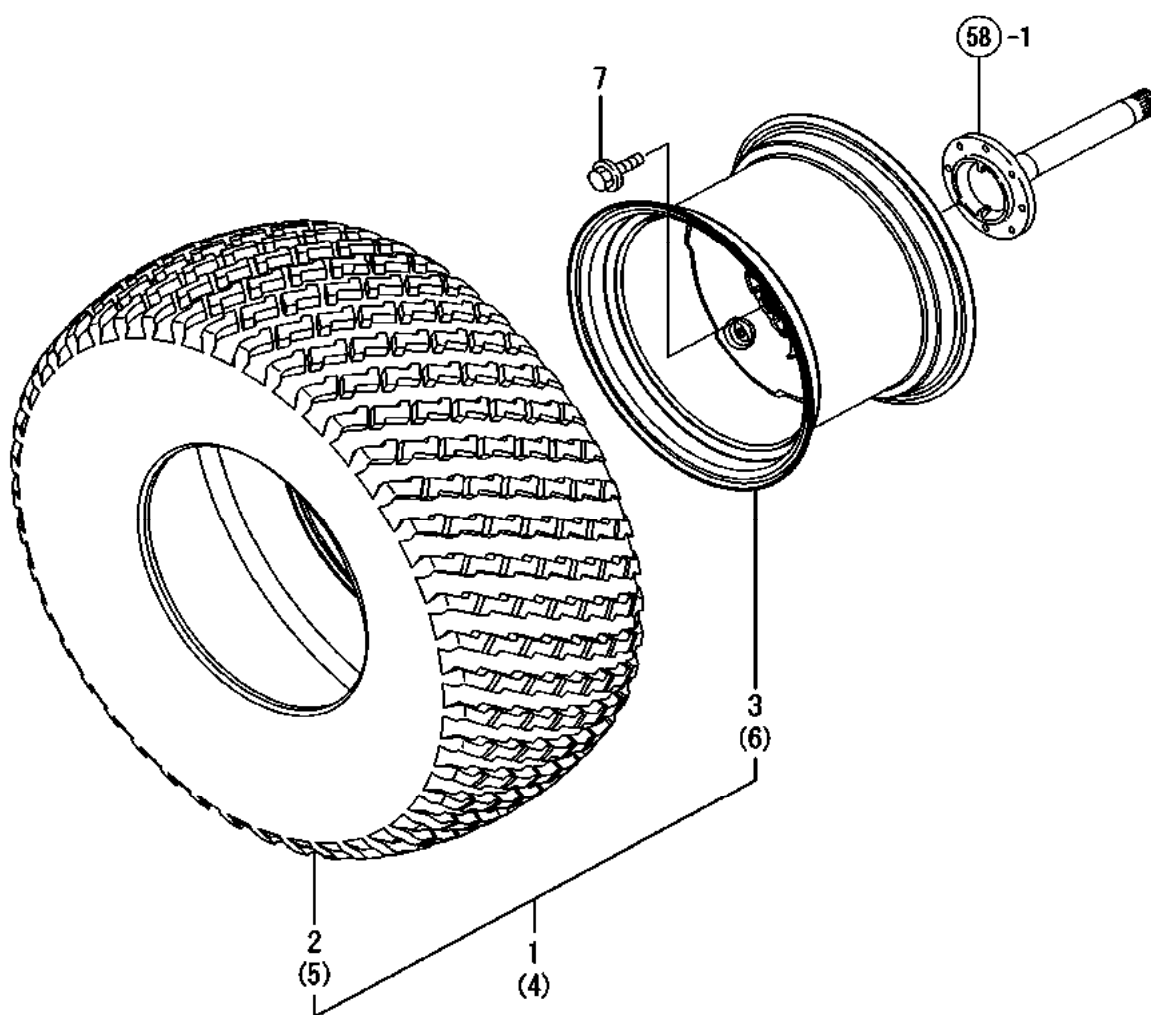
REF NO.	PART NUMBER	DESCRIPTION	QTY
1	CY-1A8170-34300	R1 TIRE KIT,WHEEL L	1
2	CY-1A8170-34310	TIRE, R1 14.9X24	1
3	CY-1A8170-34330	WHEEL, R1 R	1
4	CY-1A8170-34340	RIM ASSY, R1	1
5	CY-1A8170-34360	DISC ASSY, R1	1
6	CY-1A8170-34370	BOLT, R1	6
7	CY-1A8170-34380	NUT, R1	6
8	CY-1A8170-34390	WASHER, R1	6
9	CY-1A8170-34400	TIRE KIT, R1 REAR R	1
10	CY-1A8170-34310	TIRE, R1 14.9X24	1
11	CY-1A8170-34330	WHEEL, R1 R	1
12	CY-1A8170-34340	RIM ASSY, R1	1
13	CY-1A8170-34360	DISC ASSY, R1	1
14	CY-1A8170-34370	BOLT, R1	6
15	CY-1A8170-34380	NUT, R1	6
16	CY-1A8170-34390	WASHER, R1	6
17	CY-1A8170-14210	BOLT, HUB M14	16

FIG. 60. REAR WHEEL TIRE 2



REF NO.	PART NUMBER	DESCRIPTION	QTY
1	CY-1A8170-34500	R3 TIRE KIT,WHEEL	2
2	CY-1A8170-34510	R3 TIRE 44X18.00-20	2
3	CY-1A8170-34530	R3 WHEEL R	2
4	CY-1A8170-14210	BOLT, HUB M14	16

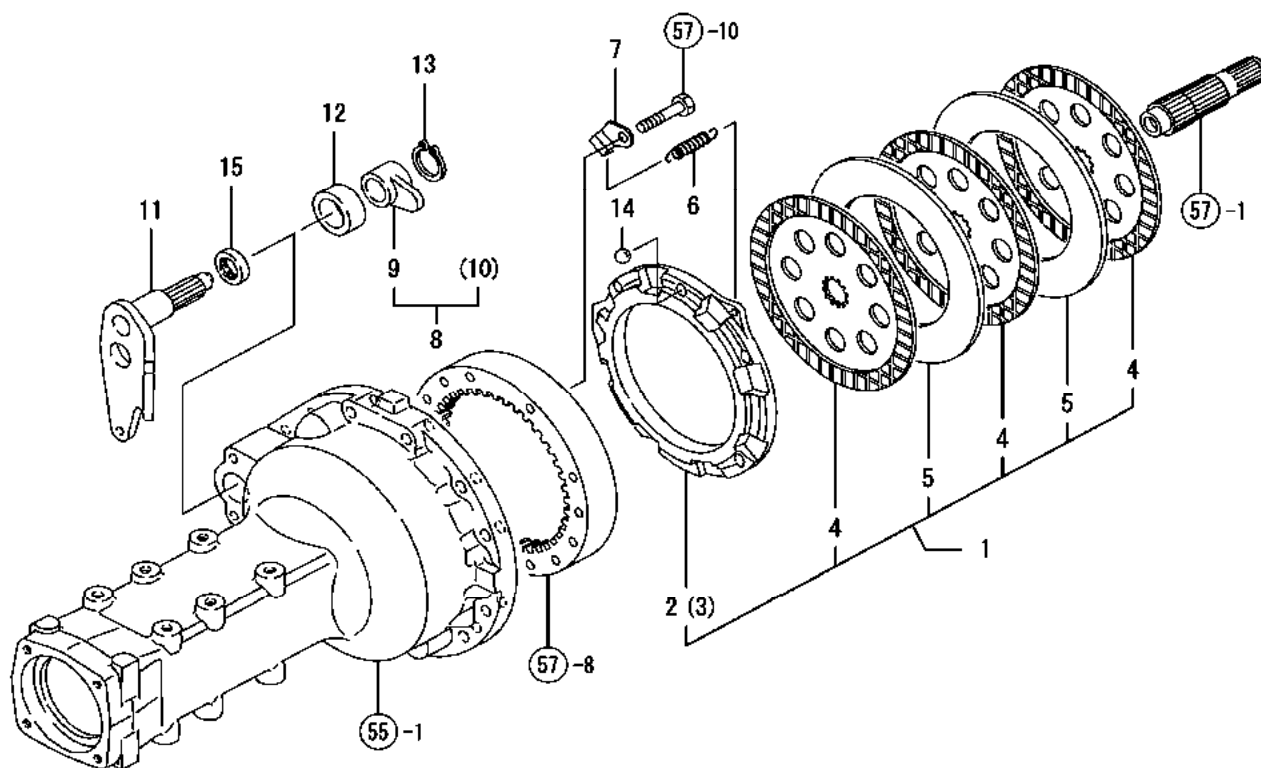
FIG. 61. REAR WHEEL TIRE 3



REF NO.	PART NUMBER	DESCRIPTION	QTY
1	CY-1A8170-34700	R4 TIRE KIT,WHEEL L	1
2	CY-1A8170-34710	R4 TIRE 17.5L-24	1
3	CY-1A8170-34730	R4 WHEEL R	1
4	CY-1A8170-34800	R4 TIRE KIT,WHEEL R	1
5	CY-1A8170-34710	R4 TIRE 17.5L-24	1
6	CY-1A8170-34730	R4 WHEEL R	1
7	CY-1A8170-14210	BOLT, HUB M14	16

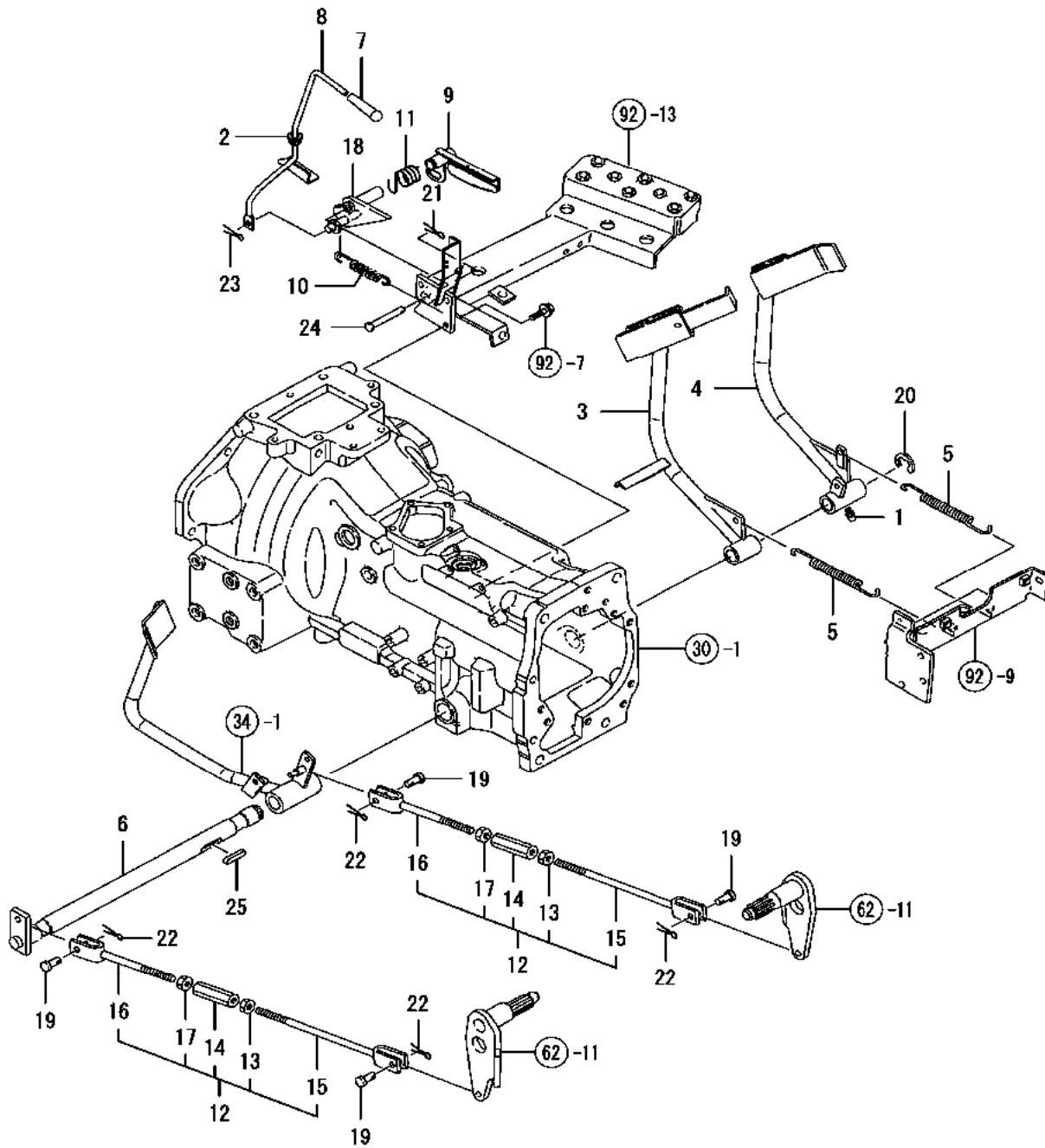


FIG. 62. BRAKE



REF NO.	PART NUMBER	DESCRIPTION	QTY
1	CY-198320-36200	BRAKE ASSY,	1
2	CY-198240-36310	ACTUATOR L	1
3	CY-198240-36320	ACTUATOR R	1
4	CY-198240-36351	PLATE 226, FRICTION	6
5	CY-198240-36520	PLATE 3.2, STEEL	5
6	CY-194205-36320	SPRING, ACTUATOR	4
7	CY-198240-36380	HOOK, RETURN SPRING	4
8	CY-198240-36700	LEVER COMPL.,CAM	1
9	CY-198240-36710	CAMSHAFT, BRAKE	1
10	CY-198240-36720	CAMSHAFT, BRAKE	1
11	CY-198240367301	SHAFT, CAM LEVER	2
12	CY-198320-36790	SLEEVE, CAM LEVER	2
13	CY-22242-000290	CIRCLIP 29	2
14	CY-24190-180001	BALL 9/16	12
15	CY-24421-304208	SEAL TC30 42 08, OIL	2

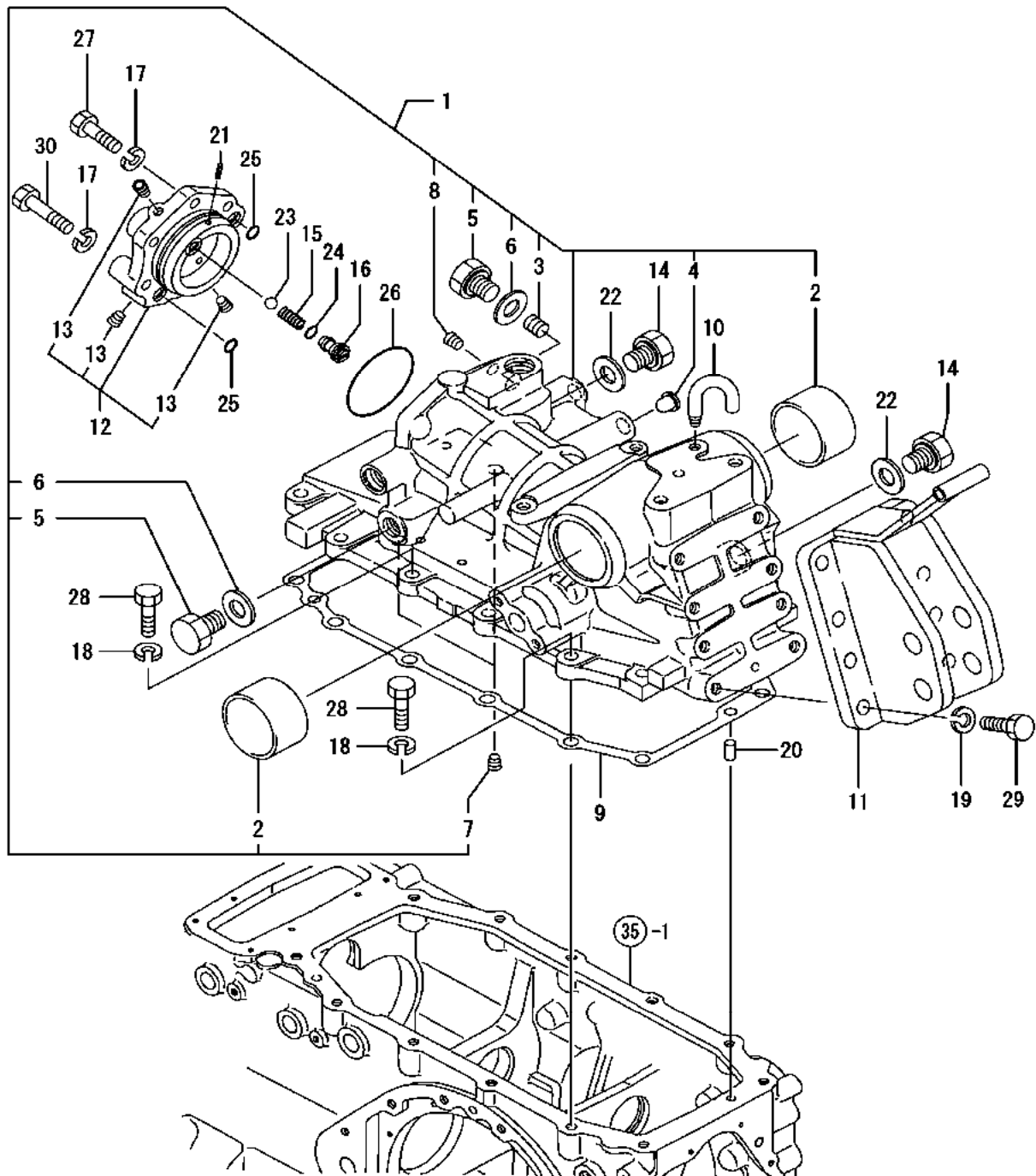
FIG. 63. BRAKE PEDAL



**FIG.63. BRAKE PEDAL**

REF NO.	PART NUMBER	DESCRIPTION	QTY
1	CY-24761-010000	NIPPLE M6F, GREASE	1
2	CY-198241-28330	GUIDE,FRONT SHIFT	1
3	CY-198240374202	PEDAL L.H., BRAKE	1
4	CY-198240374702	PEDAL R.H., BRAKE	1
5	CY-198240-37510	SPRING, RETURN	2
6	CY-198240375501	SHAFT, BRAKE PEDAL	1
7	CY-198253-37610	KNOB, PARKING	1
8	CY-1A7780-37620	ROD,PARKING CMP	1
9	CY-198254-37660	LEVER,PARKING BRAKE	1
10	CY-198220-37700	SPRING	1
11	CY-198220-37720	SPRING	1
12	CY-794525-37000	ROD KIT,BRAKE	1
13	CY-194150-22480	NUT M10	2
14	CY-194130-37730	TURNBUCKLE M10X70	2
15	CY-194310-37741	ROD, BRAKE	2
16	CY-194134-37771	ROD, BRAKE	2
17	CY-26716-100002	NUT 10	2
18	CY-198240-37850	LEVER(B, PARKING	1
19	CY-198220-37900	PIN 8X24	4
20	CY-22272-000190	CIRCLIP E-19	1
21	CY-22417-200300	COTTER PIN 2.0X30	1
22	CY-22417-250300	COTTER PIN 2.5X30	4
23	CY-22417-250300	COTTER PIN 2.5X30	1
24	CY-22487-100700	PIN 10X 70	1
25	CY-22512-070400	KEY 7X 40	1

FIG. 64. HYDRAULIC CYLINDER CASE



**FIG. 64. HYDRAULIC CYLINDER CASE**

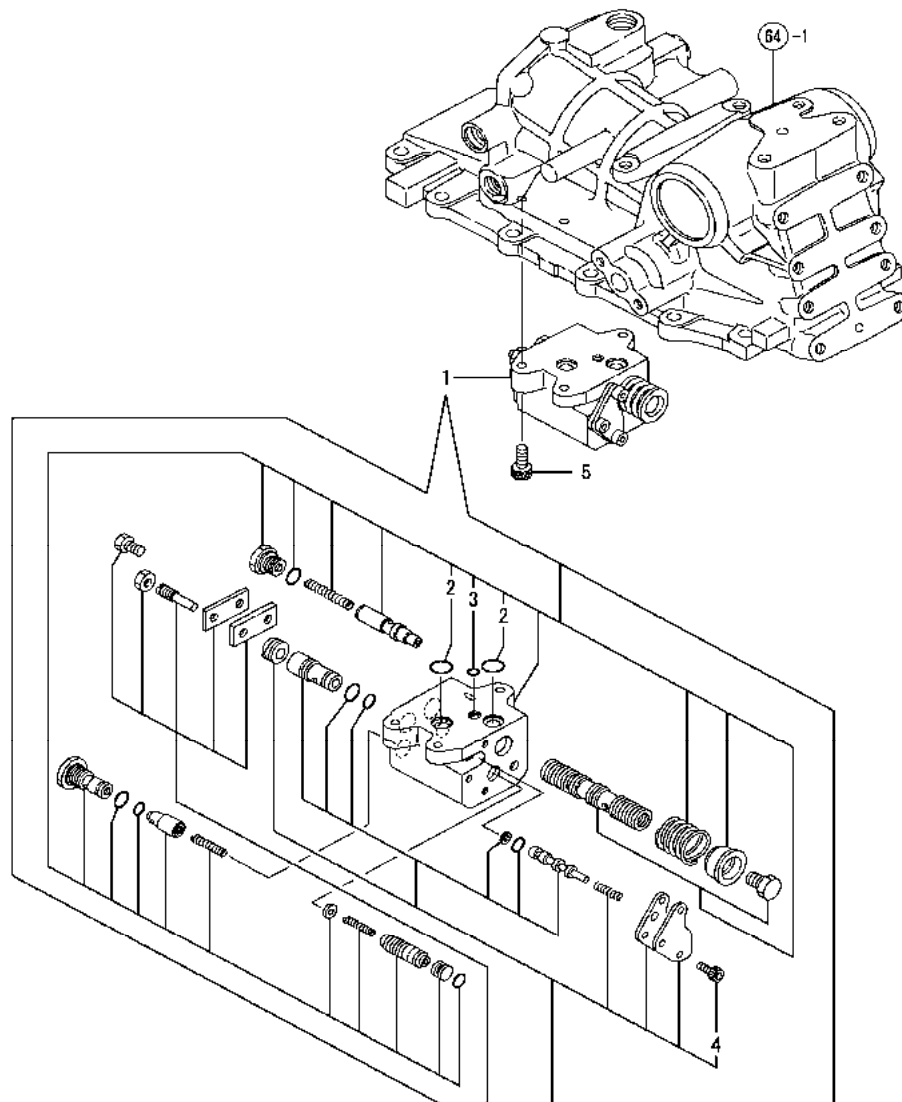
REF NO.	PART NUMBER	DESCRIPTION	QTY
1	CY-1A8170-42100	HOUSING, HYDRAULIC	1
2	CY-198133-42130	BUSH 65X70X40	2
3	CY-198245-42160	PLUG NPTF1/4	1
4	CY-194556-42220	STRAINER A	1
5	CY-198220-45920	PLUG 3/4-16UNF	2
6	CY-23414-190000	PACKING -19	2
7	CY-23876-010000	PLUG PT1/8,SCREW	2
8	CY-23876-020000	PLUG PT1/4,SCREW	1
9	CY-198240-42130	PACKING, HOUSING	1
10	CY-194150422801	BREATHER, AIR (23)	1
11	CY-198240428101	HINGE, TOP LINK	1
12	CY-194640432011	HEAD ASSY, CYLINDER	1
13	CY-23876-010000	PLUG PT1/8,SCREW	3
14	CY-198220-45920	PLUG 3/4-16UNF	3
15	CY-194555-46380	SPRING	1
16	CY-194555-46730	PLUG	1
17	CY-22217-120000	SPRING WASHER 12	6
18	CY-22217-120000	SPRING WASHER 12	12
19	CY-22217-120000	SPRING WASHER 12	8
20	CY-22312-100180	PARALLEL PIN 10X 18	2
21	CY-22351-040016	SPRING PIN 4X16	1
22	CY-23414-190000	PACKING -19	3
23	CY-24190-130003	STEEL BALL	1
24	CY-24315-000120	O-RING 1B P-12.0	1
25	CY-24315-000140	O-RING 1B P-14.0	2
26	CY-24325-000800	O-RING 1B G-80.0	1
27	CY-26116-120352	BOLT M12X 35 PLATED	5
28	CY-26116-120352	BOLT M12X 35 PLATED	12
29	CY-26116-120352	BOLT M12X 35 PLATED	8
30	CY-26116-120552	BOLT M12X 55 PLATED	1



**FIG. 65. PISTON & LIFT CRANK**

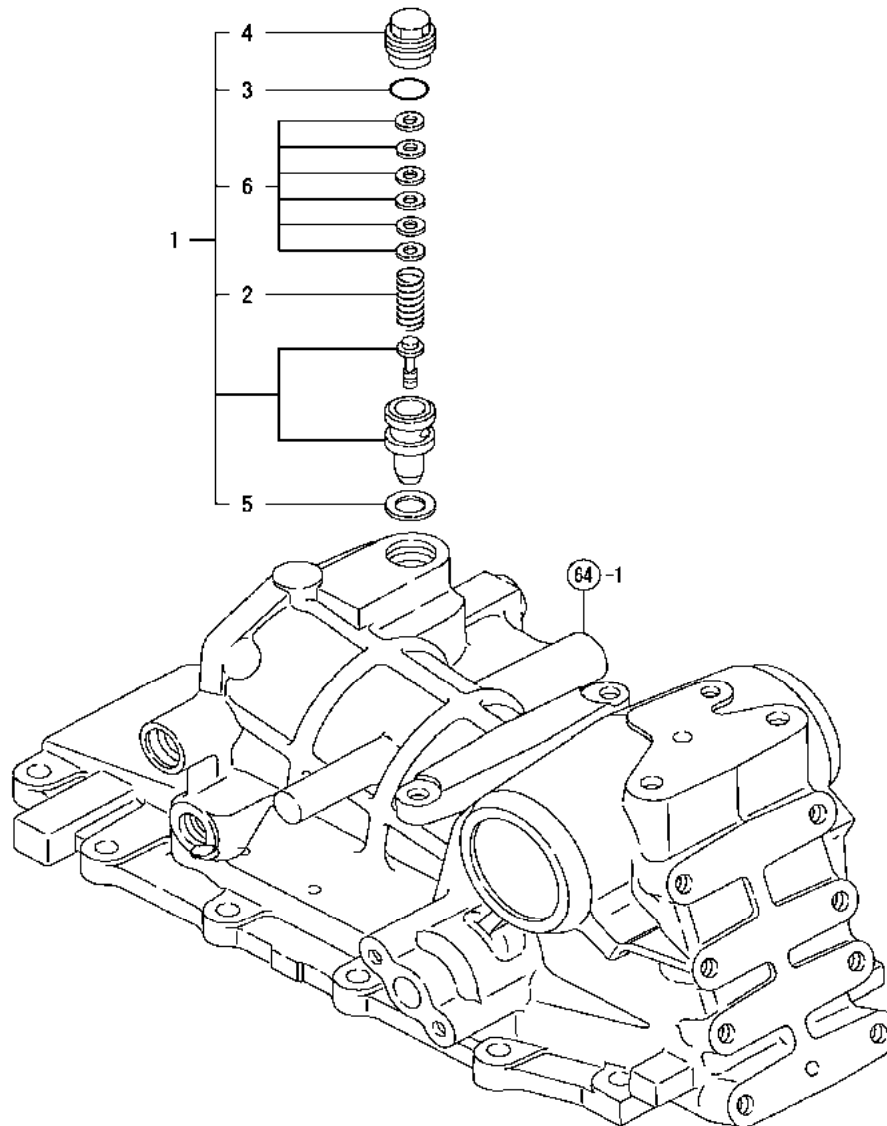
REF NO.	PART NUMBER	DESCRIPTION	QTY
1	CY-198133-43310	ROD,PISTON	1
2	CY-198133-43330	PACKING	1
3	CY-198133-43360	SLEEVE	1
4	CY-194180-43410	ROD, PISTON	1
5	CY-198215-44110	CRANK,LIFT	1
6	CY-198133-44210	SHAFT, LIFT	1
7	CY-1A7640-44230	WASHER, 65X82X2	2
8	CY-1A7640-44240	SEAL PLATE	2
9	CY-1A7780-44250	SLEEVE, LIFT SHAFT	2
10	CY-194640-44260	SEAL, SPLINE SHAFT	2
11	CY-198133444101	ARM, LIFT	2
12	CY-1A7780445101	PLATE, P FEEDBACK	1
13	CY-194640445401	RETAINER	1
14	CY-22351-050070	SPRING PIN 5X70	1
15	CY-22351-060016	SPRING PIN 6X16	1
16	CY-22351-080070	SPRING PIN 8X70	1
17	CY-24321-000650	O-RING 1A G-65.0	4
18	CY-26013-120352	BOLT M12X 35	2

FIG. 66. CONTROL VALVE



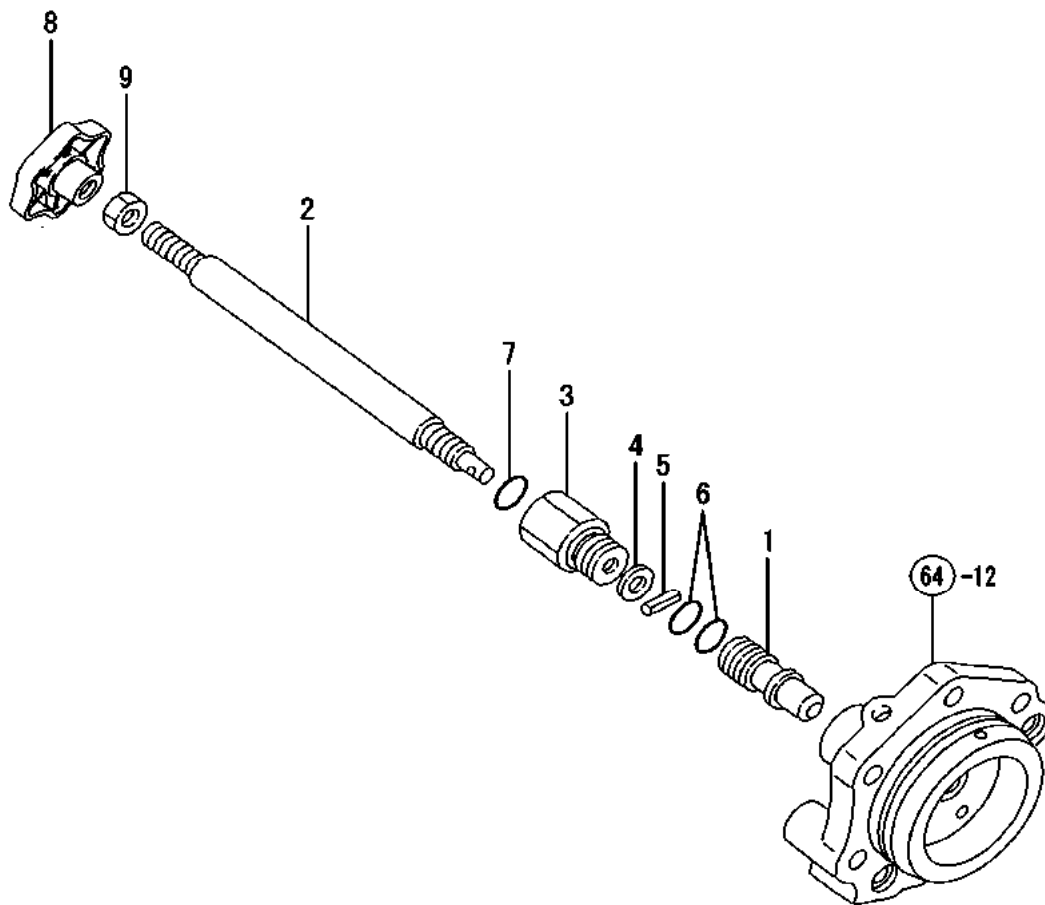
REF NO.	PART NUMBER	DESCRIPTION	QTY
1	CY-178071-03010	VALVE ASSY,ROCKSHAFT	1
2	CY-194327-45120	O-RING	2
3	CY-194327-45130	O-RING	1
4	CY-26450-080142	BOLT M 8X 14	3
5	CY-26450-080202	BOLT M 8X 20	3



**FIG. 67. RELIEF VALVE**

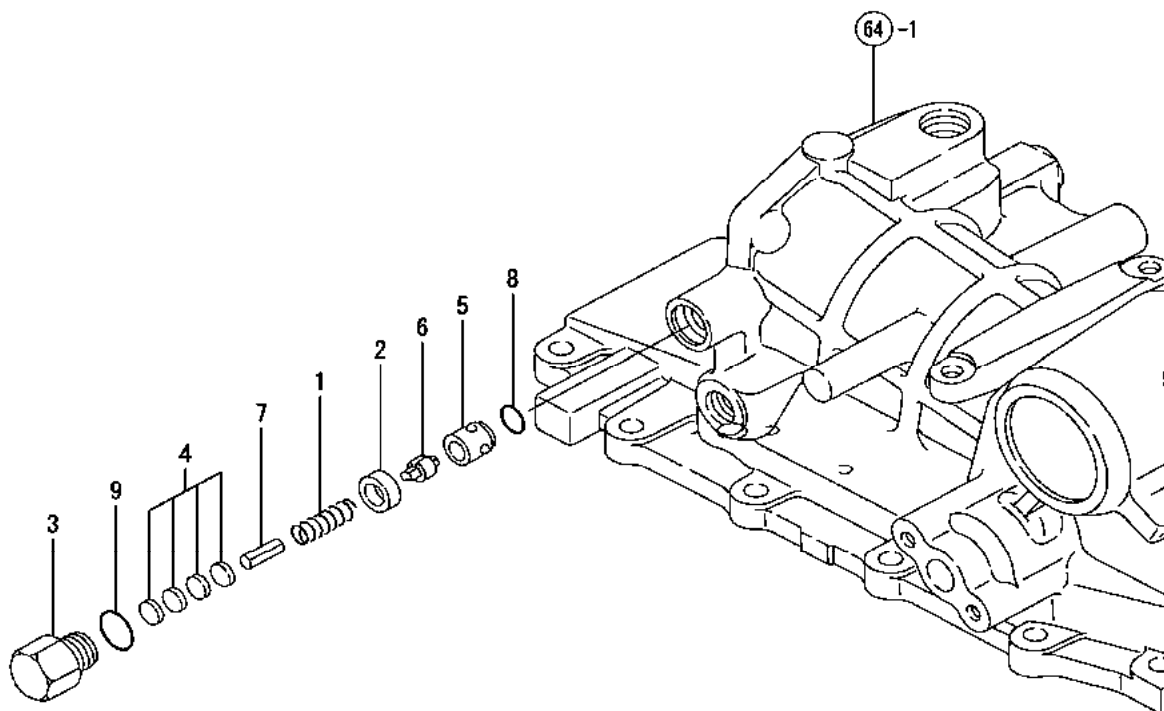
REF NO.	PART NUMBER	DESCRIPTION	QTY
1	CY-198133-45600	VALVE ASSY, RELIEF	1
2	CY-194180-45620	SPRING	1
3	CY-194450-45630	O-RING 2.5X23	1
4	CY-194450-45640	PLUG, RELIEF VALVE	1
5	CY-194450-45650	GASKET 20X27.8X2	1
6	CY-794464-45660	SHIM SET	1

FIG. 68. STOP VALVE



REF NO.	PART NUMBER	DESCRIPTION	QTY
1	CY-194555-46300	VALVE, STOP	1
2	CY-198240-46620	BOLT, STOP	1
3	CY-194312-46630	HOLDER, VALVE	1
4	CY-22117-080000	WASHER 8	1
5	CY-22351-040012	SPRING PIN 4X12	1
6	CY-24311-000110	O-RING 1A P-11.0	2
7	CY-24311-000120	PACKING, P 12.0	1
8	CY-1A8160-46670	KNOB, STOP VALVE	1
9	CY-26716-100002	NUT 10	1

FIG. 69. SAFETY VALVE



REF NO.	PART NUMBER	DESCRIPTION	QTY
1	CY-194150-45320	SPRING, RELIEF VALVE	1
2	CY-198220-45350	COLLAR	1
3	CY-198220-45370	PLUG, SAFETY VALVE	1
4	CY-198220-46400	SHIM PACK	1
5	CY-194640-46410	SEAT, SAFETY VALVE	1
6	CY-194640-46420	POPPET, SAFETY VALVE	1
7	CY-22351-060028	SPRING PIN 6X28	1
8	CY-24311-000120	PACKING, P 12.0	1
9	CY-24311-000180	O-RING 1A P-18.0	1

**FIG. 70. SUB CONTROL VALVE**

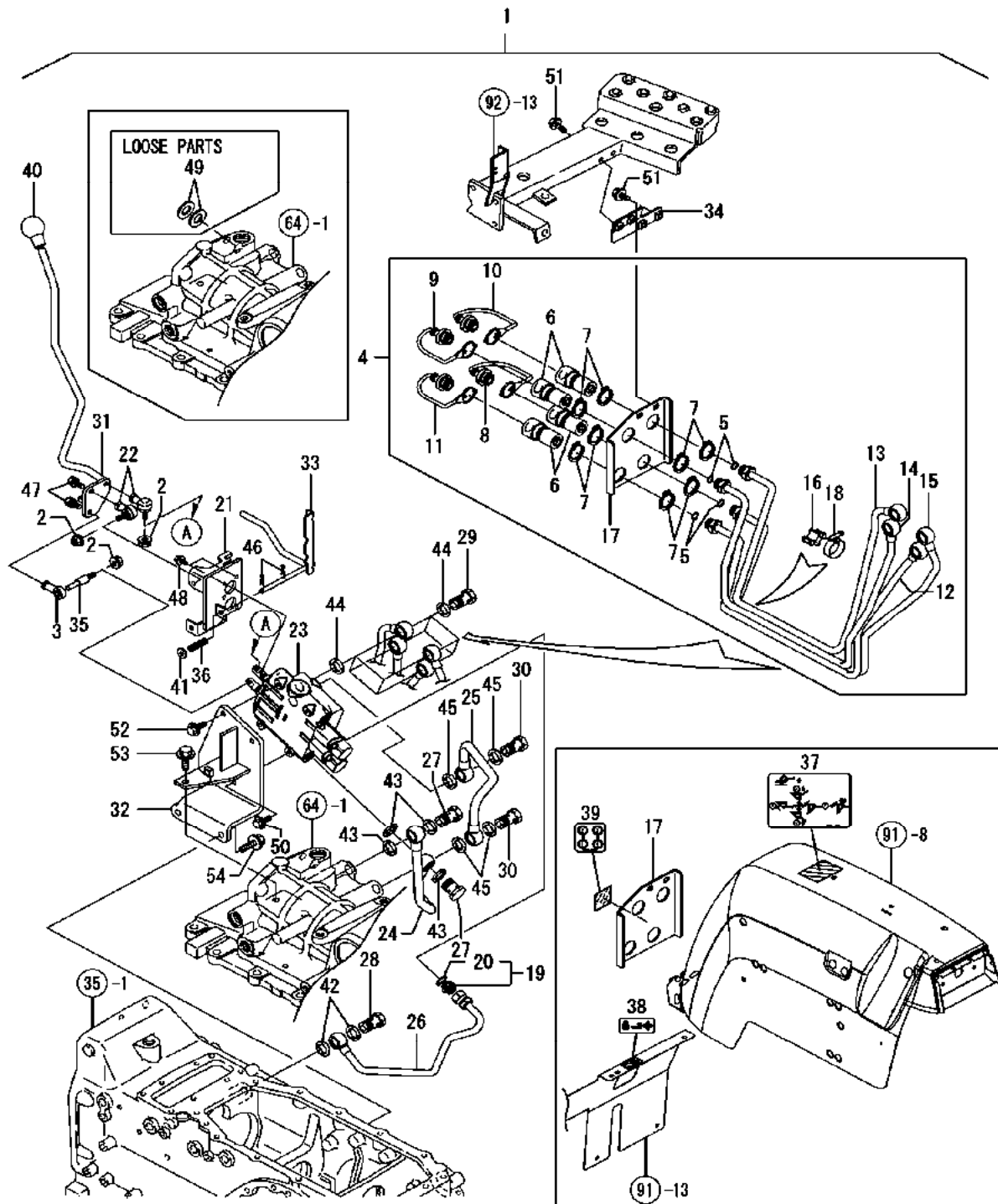


FIG. 70. SUB CONTROL VALVE

REF NO.	PART NUMBER	DESCRIPTION	QTY	REF NO.	PART NUMBER	DESCRIPTION	QTY
1	CY-1A8170-40400	SCV KIT	1	28	CY-198245-46680	BOLT 3/4-16	1
2	CY-194990-22140	NUT W/WASHER 8	3	29	CY-198245-46680	BOLT 3/4-16	4
3	CY-198164-27970	END, ROD 8R	1	30	CY-198245-46680	BOLT 3/4-16	2
4	CY-1A8170-46410	SCV,LINE ASSY	1	31	CY-1A8170-46800	LEVER,SCV	1
5	CY-194464-45930	O-RING 8-1	4	32	CY-1A8170-46850	BRACKET,SCV	1
6	CY-1A8160-46250	COUPLER,QUICK 3/8F	4	33	CY-1A8170-46900	PLATE CMP,LOCK	1
7	CY-198240-46260	SNAP RING	8	34	CY-1A8170-46950	BKT,SCV SUPPORT	1
8	CY-1A8160-46280	PLUG, DUST RED	1	35	CY-1A7880-47750	BOLT,SCV LEVER	1
9	CY-1A8160-46290	PLUG, DUST BLUE	1	36	CY-198220-46200	SPRING	1
10	CY-1A8160-46300	PLUG, DUST YELLOW	1	37	CY-1A8160-65410	LABEL,SCV LEVER	1
11	CY-1A8160-46310	PLUG, DUST GREEN	1	38	CY-1A8170-65420	LABEL,SCV LOCK	1
12	CY-1A8170-46420	HP PIPE,SCV B	1	39	CY-1A8160-65430	LABEL,SCV COUPLER	1
13	CY-1A8170-46440	HP PIPE,SCV C	1	40	CY-194990-85561	KNOB	1
14	CY-1A8170-46460	HP PIPE,SCV A	1	41	CY-22117-080000	WASHER 8	1
15	CY-1A8170-46480	HP PIPE,SCV D	1	42	CY-23414-190000	PACKING -19	2
16	CY-198220-46500	CLAMP	1	43	CY-23414-190000	PACKING -19	4
17	CY-1A8160-46930	SUPPORT,SCV COUPLE	1	44	CY-23414-190000	PACKING -19	8
18	CY-23000-035000	CLAMP 35	1	45	CY-23414-190000	PACKING -19	4
19	CY-1A8170-46510	CONNECTOR,3/4UNF-3/4	1	46	CY-22417-250300	COTTER PIN 2.5X30	2
20	CY-194464-45930	O-RING 8-1	1	47	CY-26013-080162	BOLT W/WASHER M8X	3
21	CY-1A8170-46550	BKT CMP,SCV LEVER	1	48	CY-26106-060162	BOLT M 6X 16 PLATED	4
22	CY-172122-46590	ELBALL 8	2	49	CY-23414-190000	PACKING -19	2
23	CY-1A8170-46600	SCV ASSY	1	50	CY-26106-080162	BOLT M 8X 16 PLATED	1
24	CY-1A8170-46610	HP PIPE,SCV PUMP	1	51	CY-26106-080202	BOLT M 8X 20 PLATED	4
25	CY-1A8170-46630	HP PIPE,SCV PBYD	1	52	CY-26106-080202	BOLT M 8X 20 PLATED	2
26	CY-1A8170-46650	LINE,SCV DRAINT	1	53	CY-26106-100202	BOLT M10X 20 PLATE	1
27	CY-198245-46680	BOLT 3/4-16	2	54	CY-26106-100252	BOLT M10X 25 PLATE	2

FIG. 71. REAR REMOTE VALVE 2P

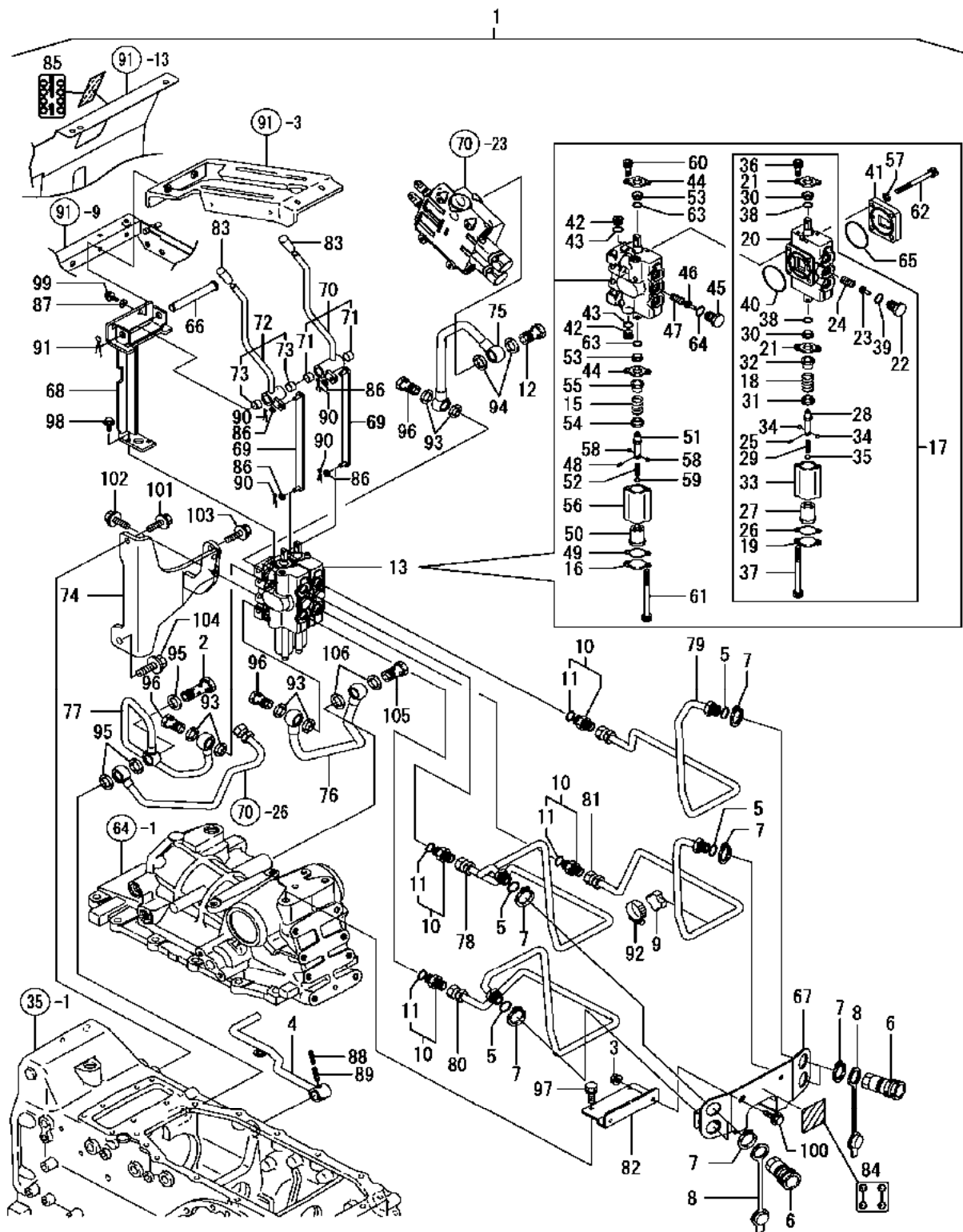
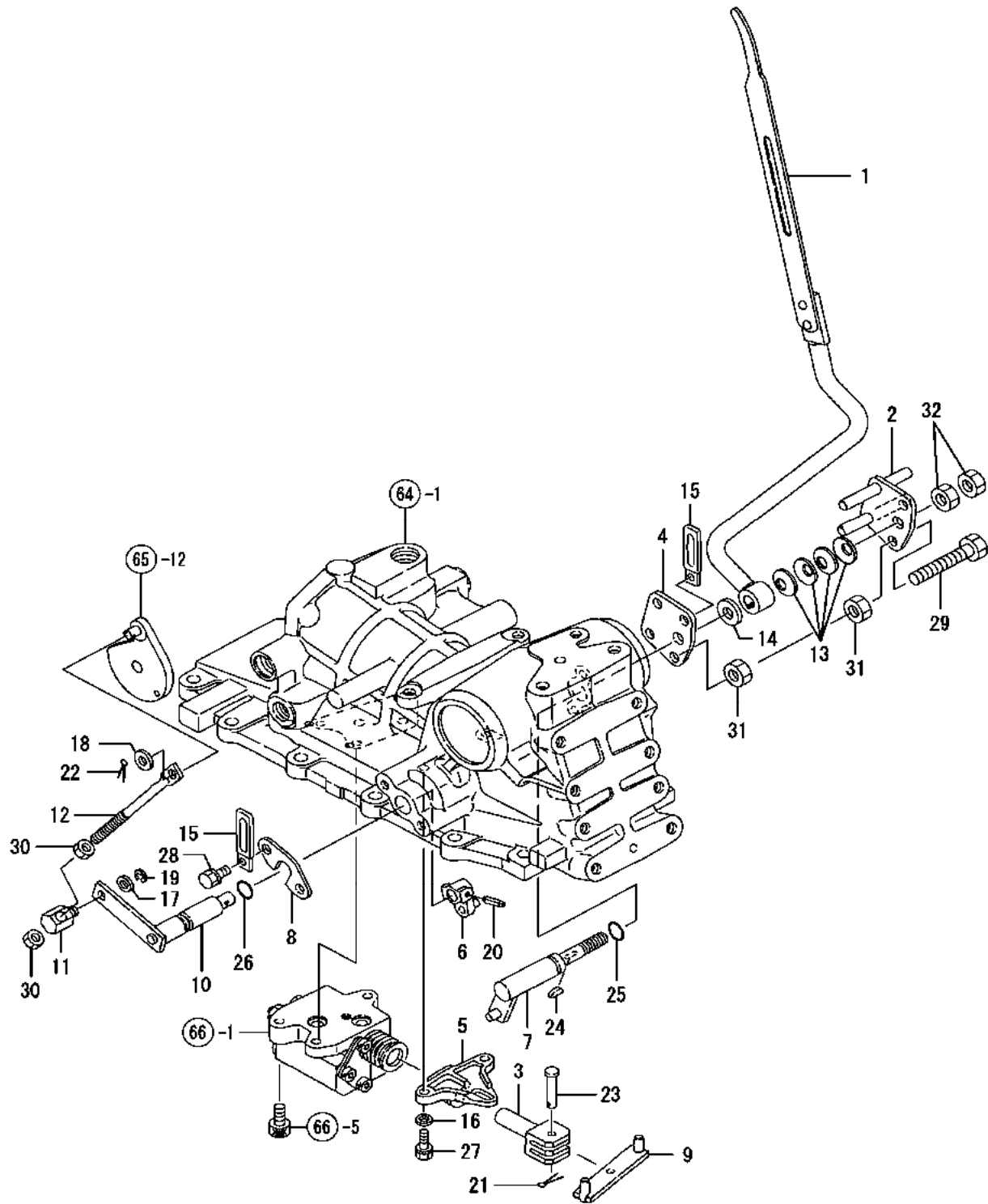


FIG. 71. REAR REMOTE VALVE 2P

REF NO.	PART NUMBER	DESCRIPTION	QTY	REF NO.	PART NUMBER	DESCRIPTION	QTY
1	CY-1A8170-46710	REAR REMOTE KIT	1	54	CY-172510-74440	RETAINER(SPRING A	1
2	CY-1A8170-17870	BOLT, JOINT 3/4-16	1	55	CY-172510-74450	RETAINER(SPRING B	1
3	CY-194990-22140	NUT, M8	2	56	CY-172510-74471	COVER, 4P	1
4	CY-1A8170-33150	PEDAL, DIFF.LOCK	1	57	CY-22287-080000	WASHER, 8	4
5	CY-194464-45930	PACKING, 8-1	4	58	CY-24190-050001	BALL, 5/32	2
6	CY-1A8160-46250	COUPLER,QUICK 3/8F	4	59	CY-24190-070001	BALL, 7/32	1
7	CY-198240-46260	RING, SNAP	8	60	CY-26450-060102	BOLT, 6 X 10	2
8	CY-198240-46280	PLUG, DUST	4	61	CY-26450-060802	BOLT, 6 X 80	2
9	CY-198220-46500	CLAMP	1	62	CY-26450-080652	BOLT, 8 X 65	4
10	CY-1A7780-46530	CONNECTOR ASSY,G3/8	4	63	CY-41850-000140	PACKING, 14.0	2
11	CY-24311-000140	PACKING, P 14.0	4	64	CY-41851-000140	PACKING, 14.0	1
12	CY-198245-46680	JOINT, 3/4-16	2	65	CY-41856-020530	PACKING, 2053	1
13	CY-198448-46702	SCV ASSY,	1	66	CY-1A7780-46750	SHAFT,R REMOTE LEV	1
15	CY-178076-04140	SPRING	1	67	CY-1A7780-46790	BRACKET, REMOTE P	1
16	CY-178076-04150	COVER	1	68	CY-1A7780-47510	BRACKET ASSY, R	1
17	CY-178076-04300	SCV CMP	1	69	CY-1A7780-47570	ROD, R REMOTE LEVE	2
18	CY-178076-04140	SPRING	1	70	CY-1A7780-47650	LEVER ASSY, A REMO	1
19	CY-178076-04150	COVER	1	71	CY-24550-014100	BEARING, 14 X 10	2
20	CY-178076-04210	BODY ASSY, A-2	1	72	CY-1A7780-47710	LEVER ASSY, B REMO	1
21	CY-194850-49340	PLATE, SEAL	2	73	CY-24550-014100	BEARING, 14 X 10	2
22	CY-194850-49380	COVER, CHECK	1	74	CY-1A8170-47750	BRACKET, R REMOTE	1
23	CY-194850-49400	VALVE, CHECK	1	75	CY-1A8170-48210	HP PIPE,R REMOTE P	1
24	CY-194850-49410	SPRING, SUCTION	1	76	CY-1A8170-48230	HP PIPE,R REMOTE C	1
25	CY-194850-49440	PIN, SPRING 2X9	1	77	CY-1A8170-48250	LINE, R REMOTE T	1
26	CY-194850-49450	PACKING(DETENT	1	78	CY-1A8170-48510	LINE, R REMOTE A1	1
27	CY-194850-49460	HOLDER, DETENT	1	79	CY-1A8170-48530	LINE, R REMOTE A2	1
28	CY-194850-49480	DETENTE	1	80	CY-1A8170-48550	LINE, R REMOTE B1	1
29	CY-194850-49490	SPRING, DETENTE	1	81	CY-1A8170-48570	LINE, R REMOTE B2	1
30	CY-172510-74410	SEAL, DUST	2	82	CY-198240-48780	STAY, REAR PIPE	1
31	CY-172510-74440	RETAINER(SPRING A	1	83	CY-1E4130-51400	GRIP, LEVER	2
32	CY-172510-74450	RETAINER(SPRING B	1	84	CY-1A8170-65670	LABEL, R REMOTE PO	1
33	CY-172510-74471	COVER, 4P	1	85	CY-1A8170-65680	LABEL,R REMOTE LEV	1
34	CY-24190-050001	BALL, 5/32	2	86	CY-22137-060000	WASHER, 6	4
35	CY-24190-070001	BALL, 7/32	1	87	CY-22157-060000	WASHER, 6	2
36	CY-26450-060102	BOLT, 6 X 10	2	88	CY-22351-050032	PIN, 5.0A X 32	1
37	CY-26450-060802	BOLT, 6 X 80	2	89	CY-22351-080032	PIN, 8.0A X 32	1
38	CY-41850-000140	PACKING, 14.0	2	90	CY-22417-160160	PIN, 1.6 X 16	4
39	CY-41851-000140	PACKING, 14.0	1	91	CY-22417-250300	PIN, 2.5 X 30	1
40	CY-41856-020530	PACKING, 2053	1	92	CY-23000-035000	CLAMP, HOSE 35	1
41	CY-178076-04310	COVER	1	93	CY-23414-180023	GASKET, 18 X 1.0	6
42	CY-198165-48560	PLUG, 9/16	2	94	CY-23414-190000	GASKET, 19 X 1.0	4
43	CY-194850-49290	O-RING, 6-1	2	95	CY-23414-190000	GASKET, 19 X 1.0	3
44	CY-194850-49340	PLATE, SEAL	2	96	CY-23857-120000	BOLT, JOINT 12	3
45	CY-194850-49380	COVER, CHECK	1	97	CY-26013-140252	BOLT, 14 X 25	2
46	CY-194850-49400	VALVE, CHECK	1	98	CY-26106-060162	BOLT, 6 X 16	2
47	CY-194850-49410	SPRING, SUCTION	1	99	CY-26106-060202	BOLT, 6 X 20	2
48	CY-194850-49440	PIN, SPRING 2X9	1	100	CY-26106-080162	BOLT, 8 X 16	2
49	CY-194850-49450	PACKING(DETENT	1	101	CY-26106-100252	BOLT, 10 X 25	1
50	CY-194850-49460	HOLDER, DETENT	1	102	CY-26106-100252	BOLT, 10 X 25	2
51	CY-194850-49480	DETENTE	1	103	CY-26106-100302	BOLT, 10 X 30	1
52	CY-194850-49490	SPRING, DETENTE	1	104	CY-26116-120252	BOLT, 12 X 25	1
53	CY-172510-74410	SEAL, DUST	2	105	CY-198327-48750	BOLT S COMP	1
				106	CY-23414-190000	PACKING - 19	2

FIG. 72. HYDRAULIC CONTROL



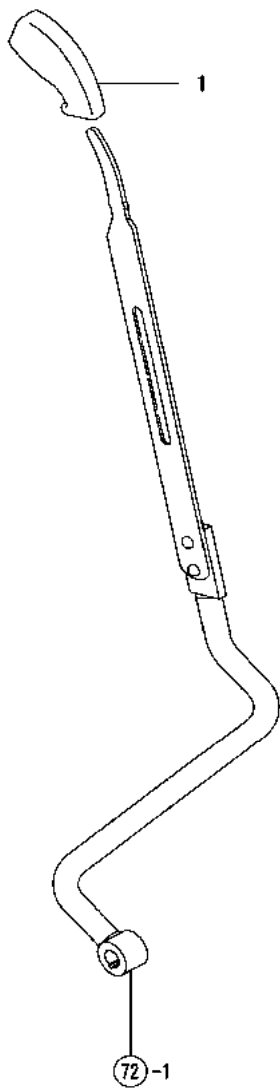


**FIG. 72. HYDRAULIC CONTROL**

REF NO.	PART NUMBER	DESCRIPTION	QTY
1	CY-198178473001	LEVER,PRESS.CONTROL	1
2	CY-198320473211	PLATE,FRICTION	1
3	CY-198360-47320	ROD, CONTROL	1
4	CY-198320473301	PLATE	1
5	CY-198360-47330	PLATE, CONTROL	1
6	CY-198254-47370	ARM,P CONTROL F.BACK	1
7	CY-198240-47380	SHAFT, CONTROL LEVER	1
8	CY-198320474101	PLATE	1
9	CY-194555-47420	BAR, CONTROL	1
10	CY-198240474301	ARM	1
11	CY-194550-47530	ADJUSTER	1
12	CY-194640-47560	ROD, FEED BACK	1
13	CY-194151-47760	WASHER 12	4
14	CY-194310-47790	PLATE, FRICTION	1
15	CY-194180-51640	CLAMP, WIRE HARNESS	2
16	CY-22137-080000	WASHER 8, POLISHED	2
17	CY-22137-100000	WASHER 10,POLISHED	1
18	CY-22137-100000	WASHER 10,POLISHED	1
19	CY-22272-000070	CIRCLIP E- 7	1
20	CY-22351-050025	SPRING PIN 5X25	1
21	CY-22417-200160	COTTER PIN 2.0X16	1
22	CY-22417-300200	COTTER PIN 3.0X20	2
23	CY-22487-080350	PIN 8X 35	1
24	CY-22522-030130	WOODRUFF KEY 3X13	1
25	CY-24311-000150	O-RING 1A P-15.0	1
26	CY-24311-000150	O-RING 1A P-15.0	1
27	CY-26013-080202	BOLT W/WASHER M8X20	2
28	CY-26013-100162	BOLT M10X 16	2
29	CY-26116-100504	BOLT M10X 50 PLATED	2
30	CY-26716-100002	NUT 10	2
31	CY-26716-100002	NUT 10	4
32	CY-26716-120002	NUT 12	2

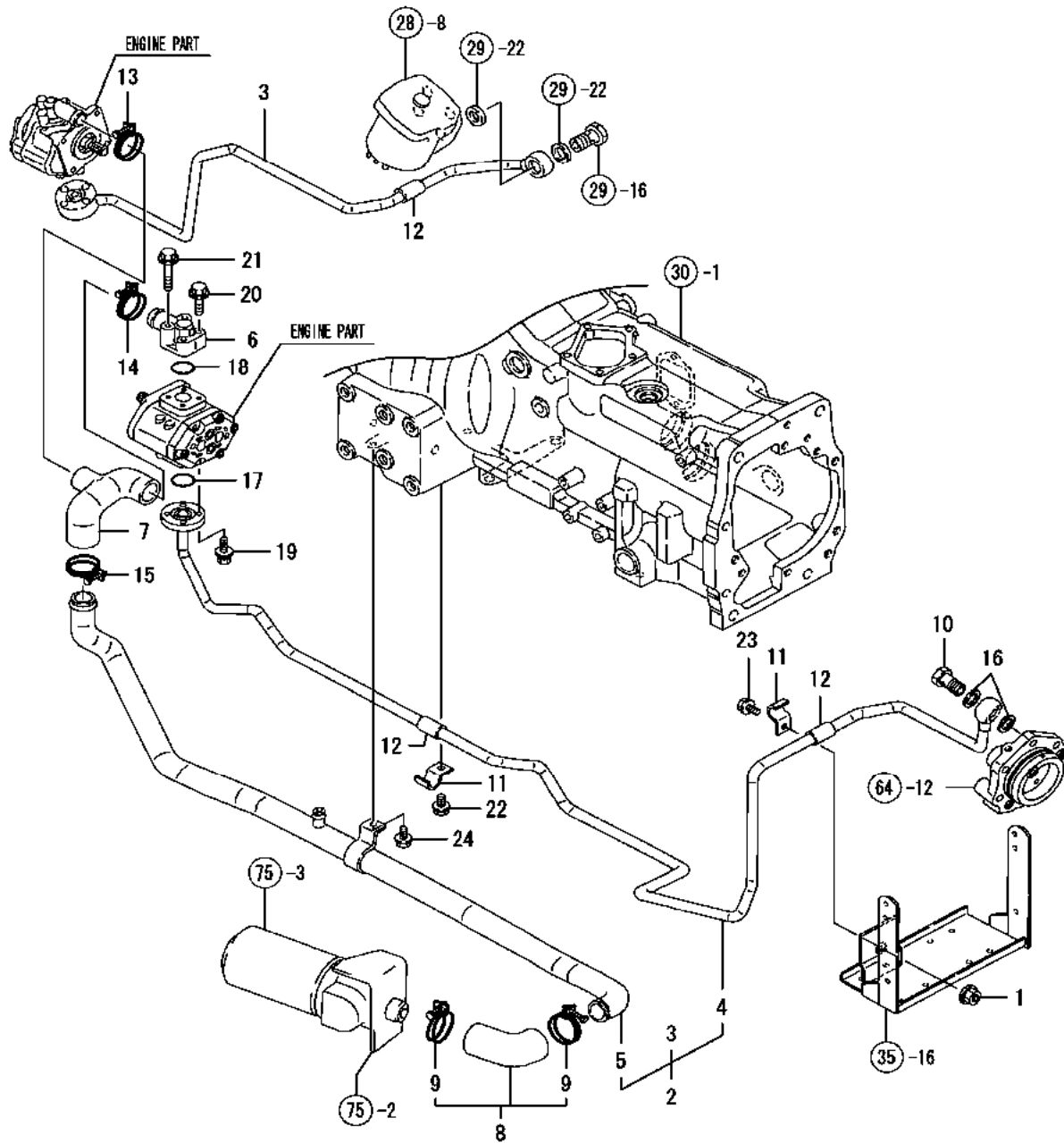
THIS PAGE INTENTIONALLY LEFT BLANK

FIG. 73. HYDRAULIC CONTROL KNOB



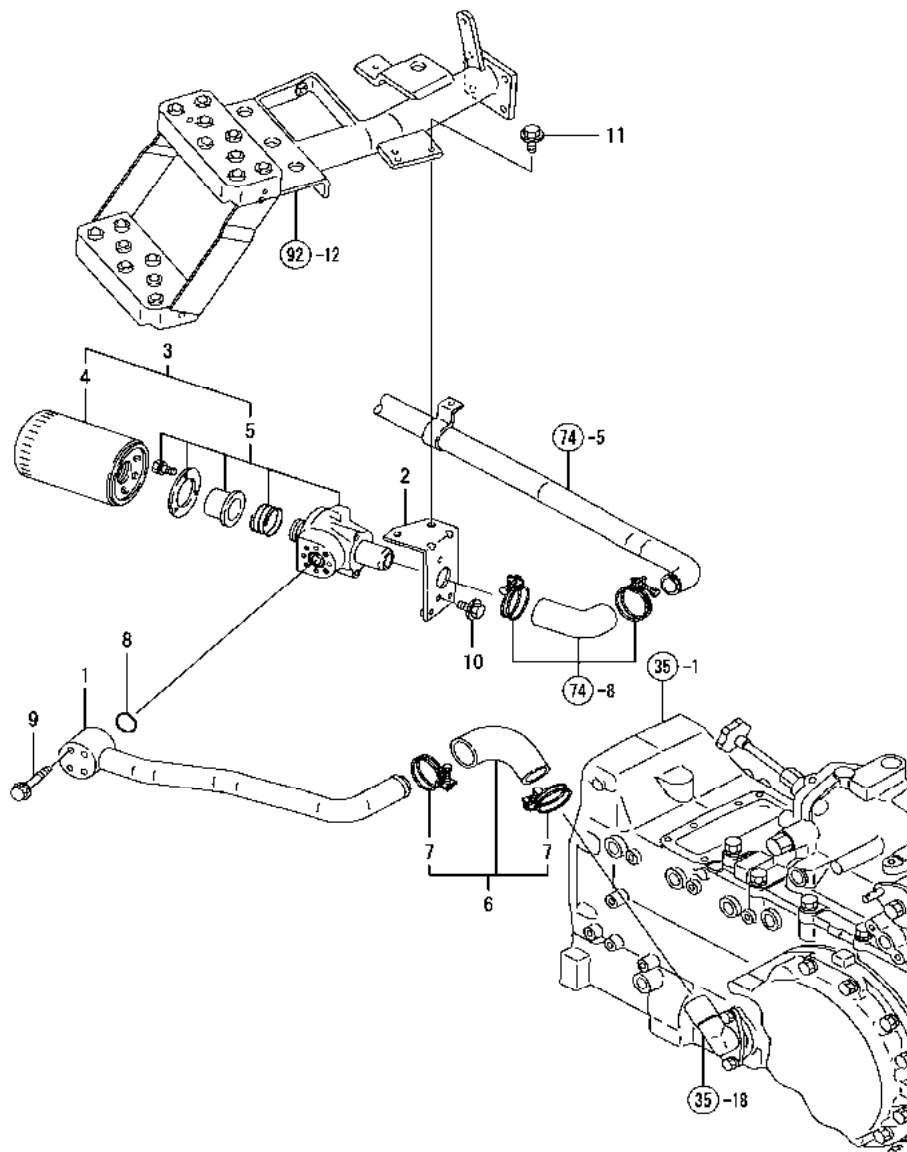
REF NO.	PART NUMBER	DESCRIPTION	QTY
1	CY-198220-47370	KNOB	1

FIG. 74. HYDRAULIC LINE



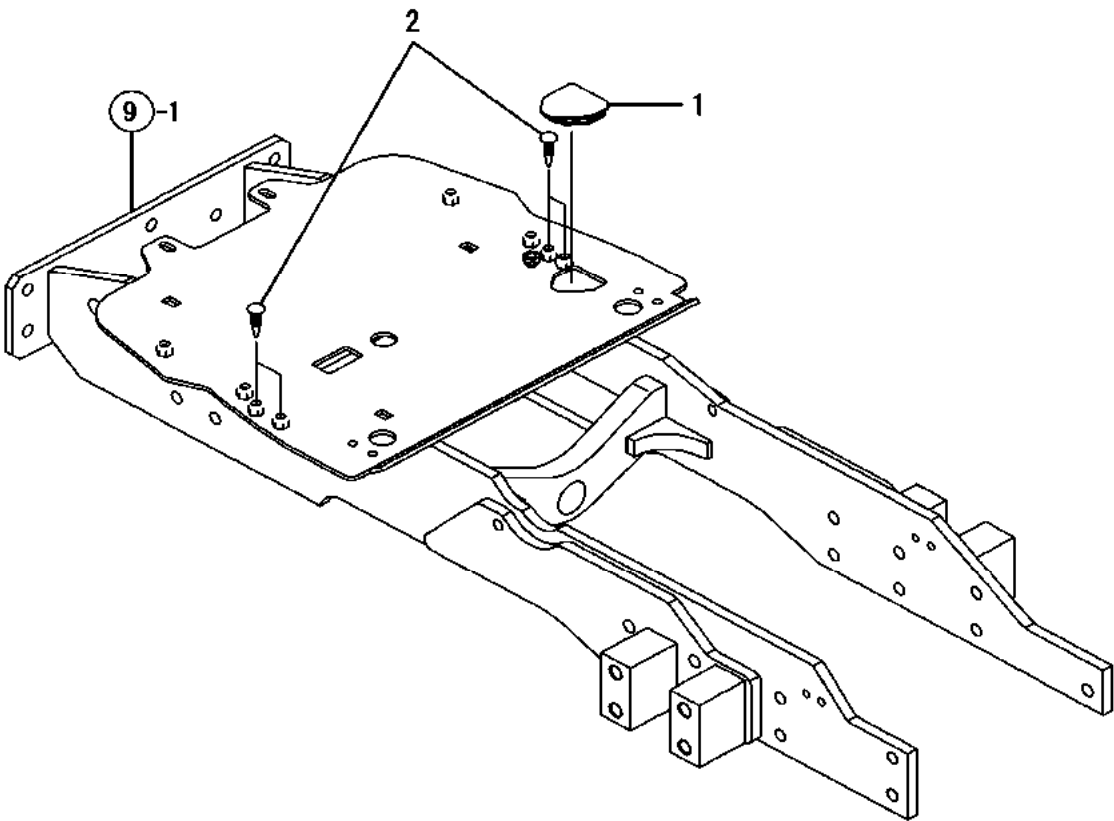
**FIG. 74. HYDRAULIC LINE**

REF NO.	PART NUMBER	DESCRIPTION	QTY
1	CY-194990-22140	NUT W/WASHER 8	1
2	CY-1A8170-48080	PIPE KIT,KO	1
3	CY-198320177201	PIPE	1
4	CY-1A8170-48100	LINE, PRESSURE	1
5	CY-1A8170-48150	LINE, SUCTION	1
6	CY-198240-48140	FLANGE	1
7	CY-198320-48220	RUBBER PIPE	1
8	CY-198240-48500	HOSE ASSY,SUCTION	1
9	CY-23010-048000	CLAMP 48	2
10	CY-198361-48750	CONNECTOR BOLT ASSY	1
11	CY-198240-48830	CLAMP	2
12	CY-198240-48850	CUSSION	3
13	CY-23010-035000	CLAMP 35	1
14	CY-23010-040000	CLAMP 40	1
15	CY-23010-046000	CLAMP 46	1
16	CY-23414-200026	GASKET 20	2
17	CY-24321-000250	O-RING 1A G-25.0	1
18	CY-24341-000250	O-RING 1A S-25.0	1
19	CY-26018-060252	BOLT M 6X 25	4
20	CY-26106-060402	BOLT M 6X 40 PLATED	2
21	CY-26106-060502	BOLT M 6X 50 PLATED	2
22	CY-26106-080162	BOLT M 8X 16 PLATED	1
23	CY-26106-080162	BOLT M 8X 16 PLATED	1
24	CY-26106-080162	BOLT M 8X 16 PLATED	1

**FIG. 75. HYDRAULIC FILTER**

REF NO.	PART NUMBER	DESCRIPTION	QTY
1	CY-198240483001	LINE, FILTER	1
2	CY-198240-48380	BRACKET, STRAINER	1
3	CY-1A8160-48400	OIL FILTER ASSY	1
4	CY-198119-48310	ELEMENT	1
5	CY-194555-48350	COVER ASSY, FITER	1
6	CY-198240-48500	HOSE ASSY,SUCTION	1
7	CY-23010-048000	CLAMP 48	2
8	CY-24321-000250	O-RING 1A G-25.0	1
9	CY-26106-060602	BOLT M 6X 60 PLATED	4
10	CY-26106-080162	BOLT M 8X 16 PLATED	2
11	CY-26106-080202	BOLT M 8X 20 PLATED	2

FIG. 76. SEAL



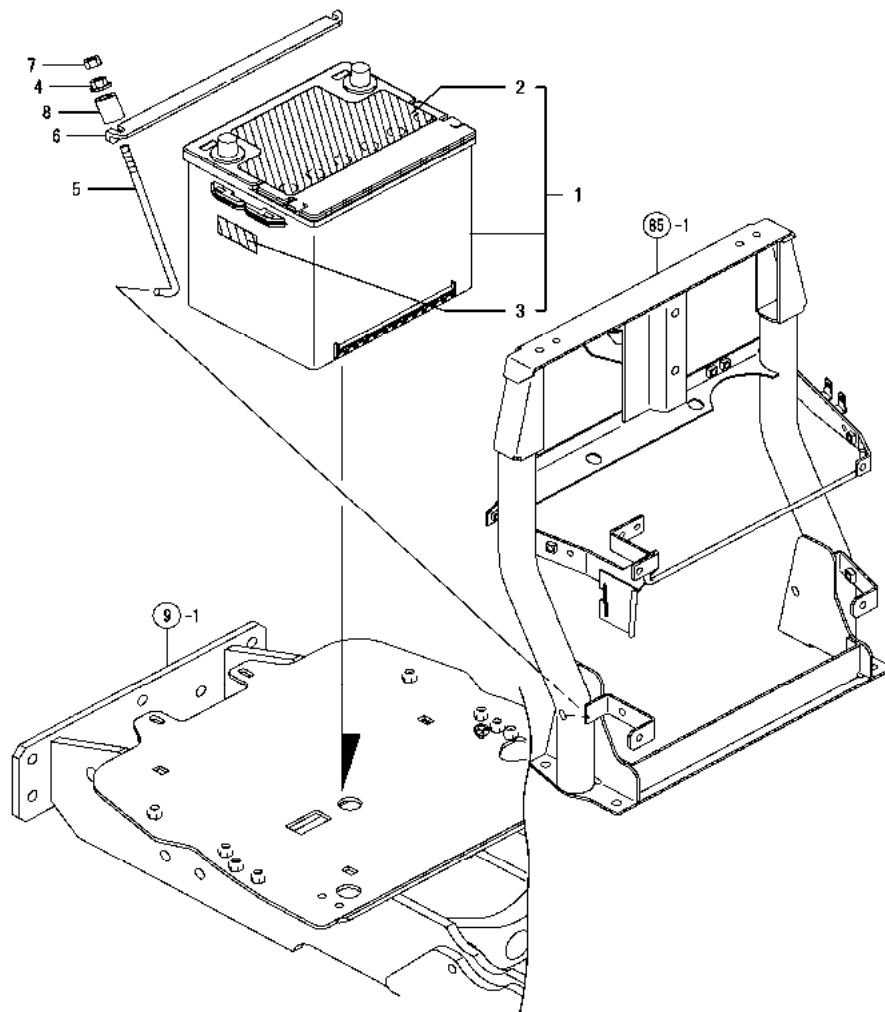
REF NO.	PART NUMBER	DESCRIPTION	QTY
1	CY-1A7270-49221	SEAL,	1
2	CY-194697-62560	CAP, HOLE	4





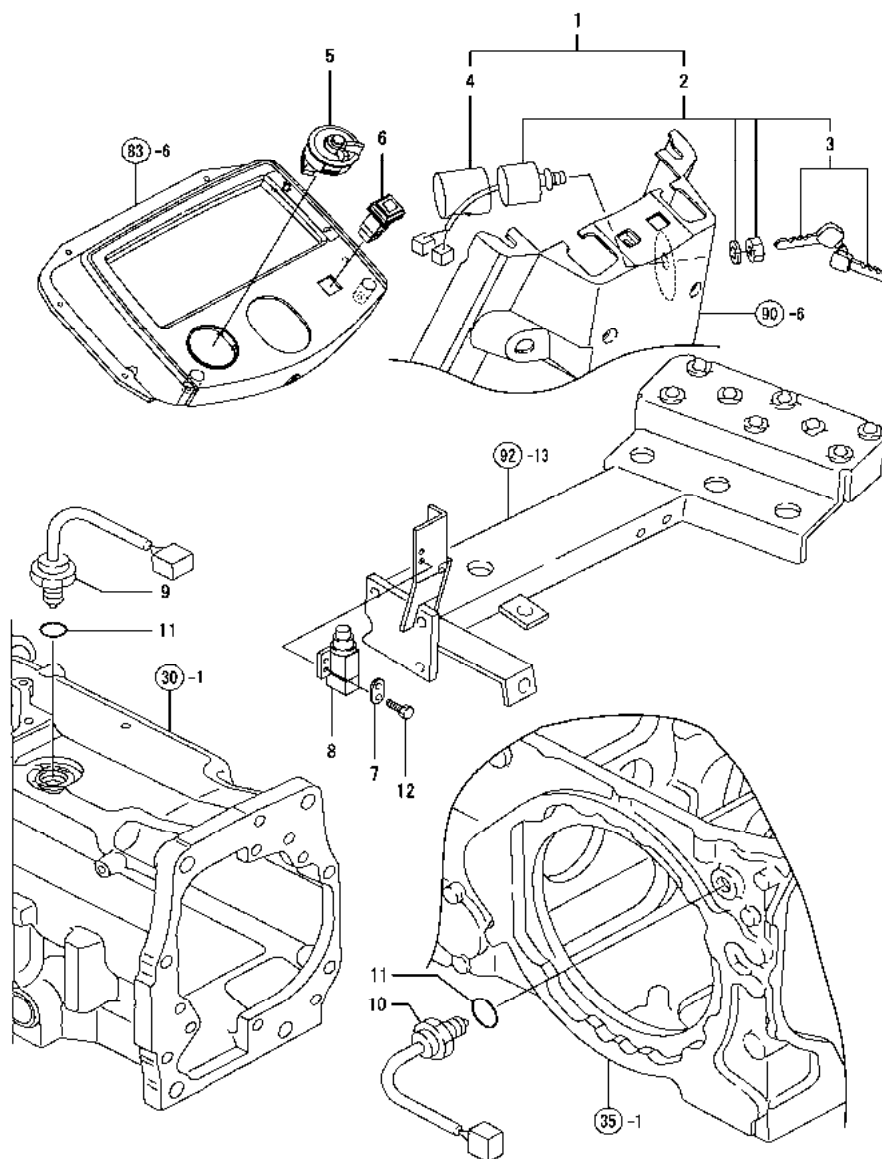
**FIG. 77. WIRE HARNESS**

REF NO.	PART NUMBER	DESCRIPTION	QTY
1	CY-26106-080122	BOLT M 8X 12 PLATED	1
2	CY-194990-22140	NUT W/WASHER 8	1
3	CY-194990-22140	NUT W/WASHER 8	2
4	CY-1E8080-43850	CLAMP,CHAFF WIRE	2
5	CY-1A8170-51100	WIRING HARNESS A CMP	1
6	CY-1A7500-51130	DIODE, 3.0A	2
7	CY-1A8160-51130	DIODE, 3.0AX2	3
8	CY-194275-51160	COUPLER	1
9	CY-194275-51170	PLUG	1
10	CY-1A7500-51170	CLIP, HARNESS	6
11	CY-198535-52110	FUSE	5
12	CY-198535-52120	FUSE 10A	4
13	CY-198535-52130	FUSE 15A	2
14	CY-1A7531-52420	COVER, FUSE BOX	1
15	CY-1A8170-65440	LABEL,FUSE	1
16	CY-198153-51700	BLOW 79A,SLOW CMP	2
17	CY-194170-51210	GROMMET 25	2
18	CY-194275-51210	GROMMET 25	1
19	CY-194275-51210	GROMMET 25	2
20	CY-1A8160-51310	WIRING HARNESS,	1
21	CY-198153-51420	CABLE,BATTERY EARTH	1
22	CY-198071-51411	CABLE, BATTERY	1
23	CY-198121-51430	CLAMP, B.CABLE	1
24	CY-194440-51620	CLAMP, WIRE HARNESS	2
25	CY-194440-51620	CLAMP, WIRE HARNESS	1
26	CY-194440-51620	CLAMP, WIRE HARNESS	2
27	CY-194440-51620	CLAMP, WIRE HARNESS	2
28	CY-194440-51620	CLAMP, WIRE HARNESS	1
29	CY-194440-51620	CLAMP, WIRE HARNESS	1
30	CY-194440-51620	CLAMP, WIRE HARNESS	1
31	CY-194250-51650	CLAMP 66	4
32	CY-1A7260-51710	GROMMET, CABLE	1
33	CY-1A7000-61490	TRIM, 120	1
34	CY-1A7000-61490	TRIM, 120	1
35	CY-198291-77870	COVER,HOSE PROTECTOR	1
36	CY-26106-060162	BOLT M 6X 16 PLATED	2
37	CY-26106-080122	BOLT M 8X 12 PLATED	1
38	CY-26106-080122	BOLT M 8X 12 PLATED	1
39	CY-26106-080162	BOLT M 8X 16 PLATED	2
40	CY-26106-080162	BOLT M 8X 16 PLATED	1
41	CY-26106-080252	BOLT M 8X 25 PLATED	2
42	CY-26106-080352	BOLT M 8X 35 PLATED	1
43	CY-29622-140001	BAND 140	1
44	CY-29622-140001	BAND 140	1
45	CY-29622-140001	BAND 140	4
46	CY-29622-140001	BAND 140	2
47	CY-29622-140001	BAND 140	2
48	CY-29622-140001	BAND 140	1
49	CY-29622-250001	BAND RF 250	1
50	CY-194180-51640	CLAMP, WIRE HARNESS	1
51	CY-26013-100162	BOLT M10X 16	1
52	CY-1A8170-51130	WIRING HARNESS C CMP	2

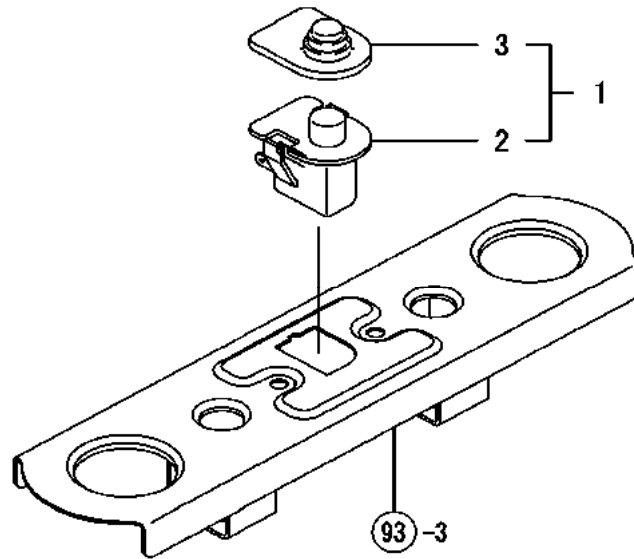
**FIG. 78. BATTERY**

REF NO.	PART NUMBER	DESCRIPTION	QTY
1	925-04514	BATTERY,26R,ASSY	1
2	N/A	LABEL,BATTERY	1
3	CY-1A8160-51530	LABEL,CA,65,WARN	1
4	CY-194990-22140	NUT W/WASHER 8	2
5	CY-1A7260-51540	ROD, BATTERY CLAMP	2
6	CY-198240-51561	CLAMP	1
7	CY-26716-080002	NUT M 8	2
8	CY-198234-48650	SPACER	2

FIG. 79. SWITCHES

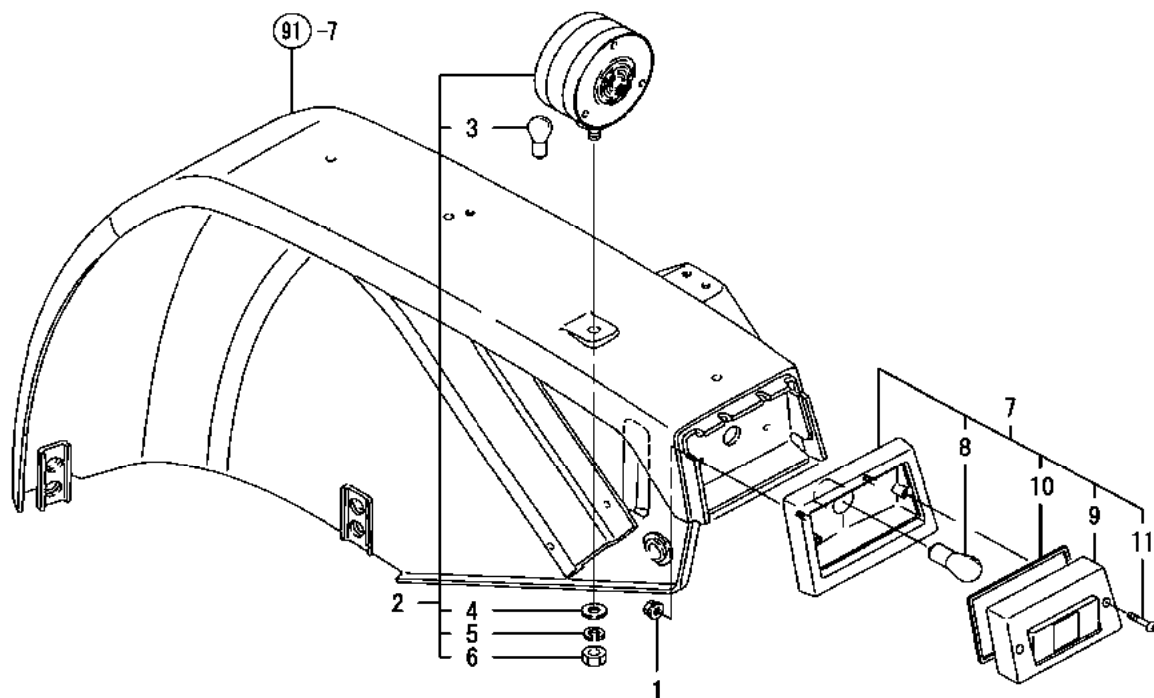


REF NO.	PART NUMBER	DESCRIPTION	QTY
1	CY-1A8170-52000	START SW CMP	1
2	CY-1A7880-52110	SWITCH ASSY, STARTER	1
3	CY-194155-52160	KEY	1
4	CY-1A7780-52150	COVER, START SW	1
5	CY-1A7335-52110	COMBINATION SW	1
6	CY-1A7335-52120	HAZARD SW	1
7	CY-1A7510-52120	WASHER, SWITCH	1
8	CY-1A7335-52150	STOP LAMP SW, DELTA	1
9	CY-194464-52190	SWITCH, SAFETY START	1
10	CY-194464-52190	SWITCH, SAFETY START	1
11	CY-24311-000180	O-RING 1A P-18.0	2
12	CY-26117-040162	SCREW	2

**FIG. 80. SEAT SWITCH**

REF NO.	PART NUMBER	DESCRIPTION	QTY
1	CY-1A8160-52300	SWITCH,SEAT,DELTA,AS	1
2	CY-1A8160-52310	SWITCH,SEAT,DELTA,AS	1
3	CY-1A8160-52330	PROTECTIVE COVER,	1

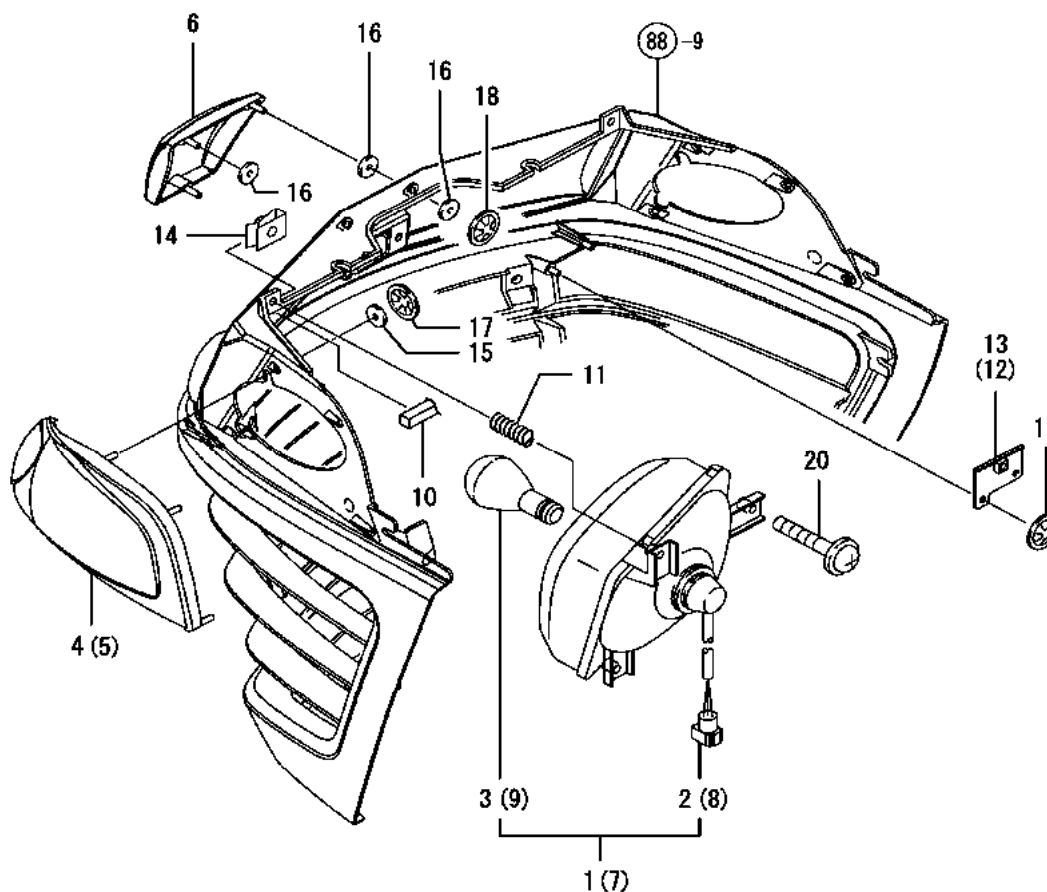
FIG. 81. LAMPS



REF NO.	PART NUMBER	DESCRIPTION	QTY
1	CY-194990-22130	NUT W/WASHER 6	4
2	CY-7A7330-53400	LAMP KIT,WARNING	2
3	CY-1A7330-53430	BULB	2
4	CY-22137-120000	WASHER 12,POLISHED	2
5	CY-22217-120000	SPRING WASHER 12	2
6	CY-26776-120002	LOCK NUT M12 PLATED	2
7	CY-1A7335-53600	LAMP, TAIL	2
8	CY-1A7335-53610	BULB 12V-21/5W	2
9	CY-1A7335-53620	LENS ASSY	2
10	CY-1A7335-53640	GASKET	2
11	CY-1A7335-53650	SCREW, M6X32	4

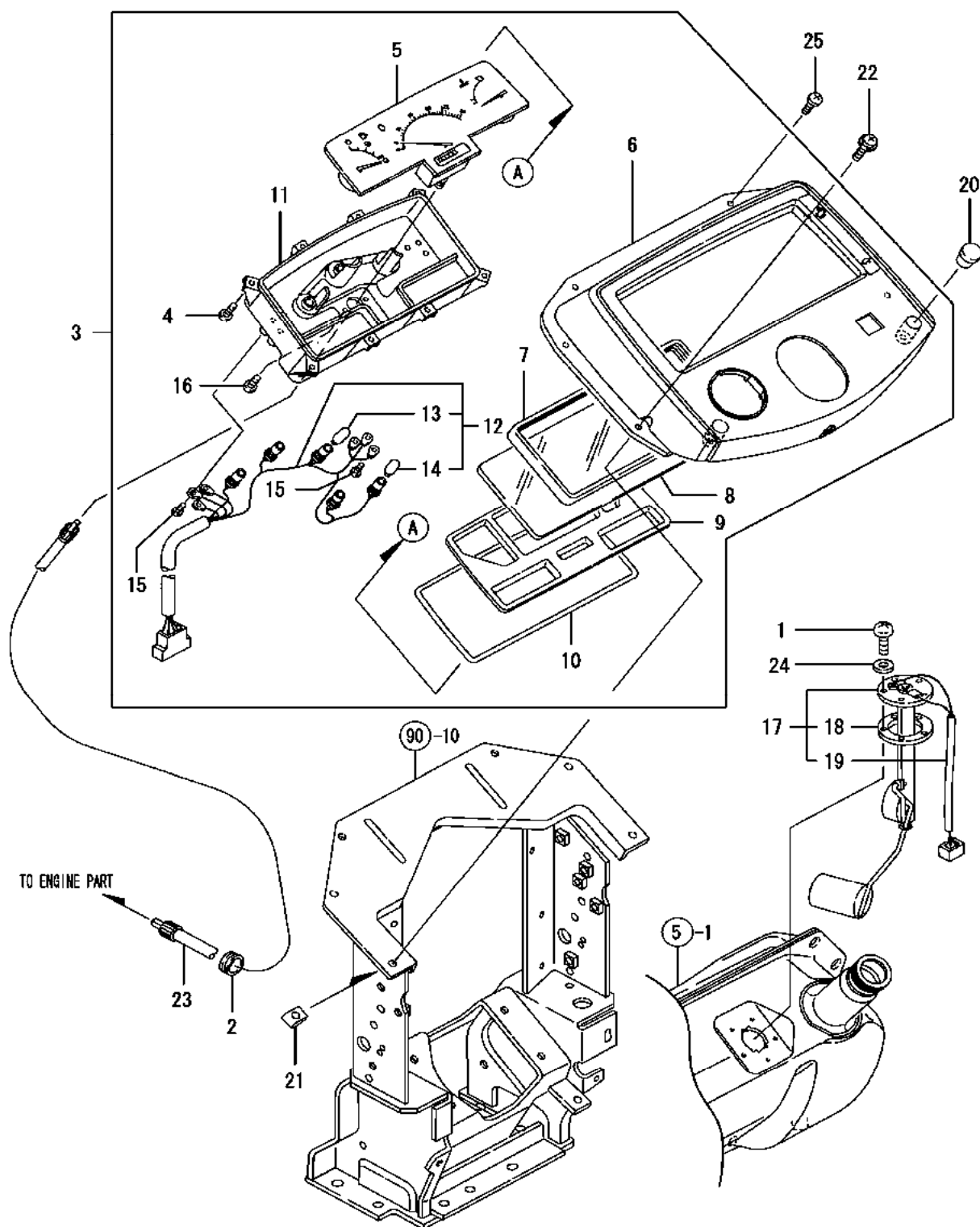
THIS PAGE INTENTIONALLY LEFT BLANK

FIG. 82. FRONT LAMP



REF NO.	PART NUMBER	DESCRIPTION	QTY
1	CY-1A7780-53200	HEADLIGHT ASSY, L.H.	1
2	CY-1A7000-53230	WIRE ASSY, LEAD	1
3	CY-198448-53320	BULB 12V45/45W	1
4	CY-1A7780-53250	LENS, SIDE L.H.	1
5	CY-1A7780-53260	LENS, SIDE R.H.	1
6	CY-1A7890-53270	LENS, CENTER	1
7	CY-1A7780-53300	HEADLIGHT ASSY, R.H.	1
8	CY-1A7000-53230	WIRE ASSY, LEAD	1
9	CY-198448-53320	BULB 12V45/45W	1
10	CY-1A7260-53350	SEAL, HEADLIGHT	2
11	CY-198153-53410	SPRING, ADJUST	6
12	CY-1A7260-61250	BRACKET ASSY, L	1
13	CY-1A7260-61260	BRACKET ASSY, R	1
14	CY-198071-61890	NUT 6, SPEED	4
15	CY-198475-65030	CUSHION	8
16	CY-198475-65030	CUSHION	6
17	CY-198071-65610	NUT M5, SPEED	8
18	CY-198071-65610	NUT M5, SPEED	3
19	CY-198071-65610	NUT M5, SPEED	4
20	CY-26557-060352	SCREW	6

FIG. 83. METER



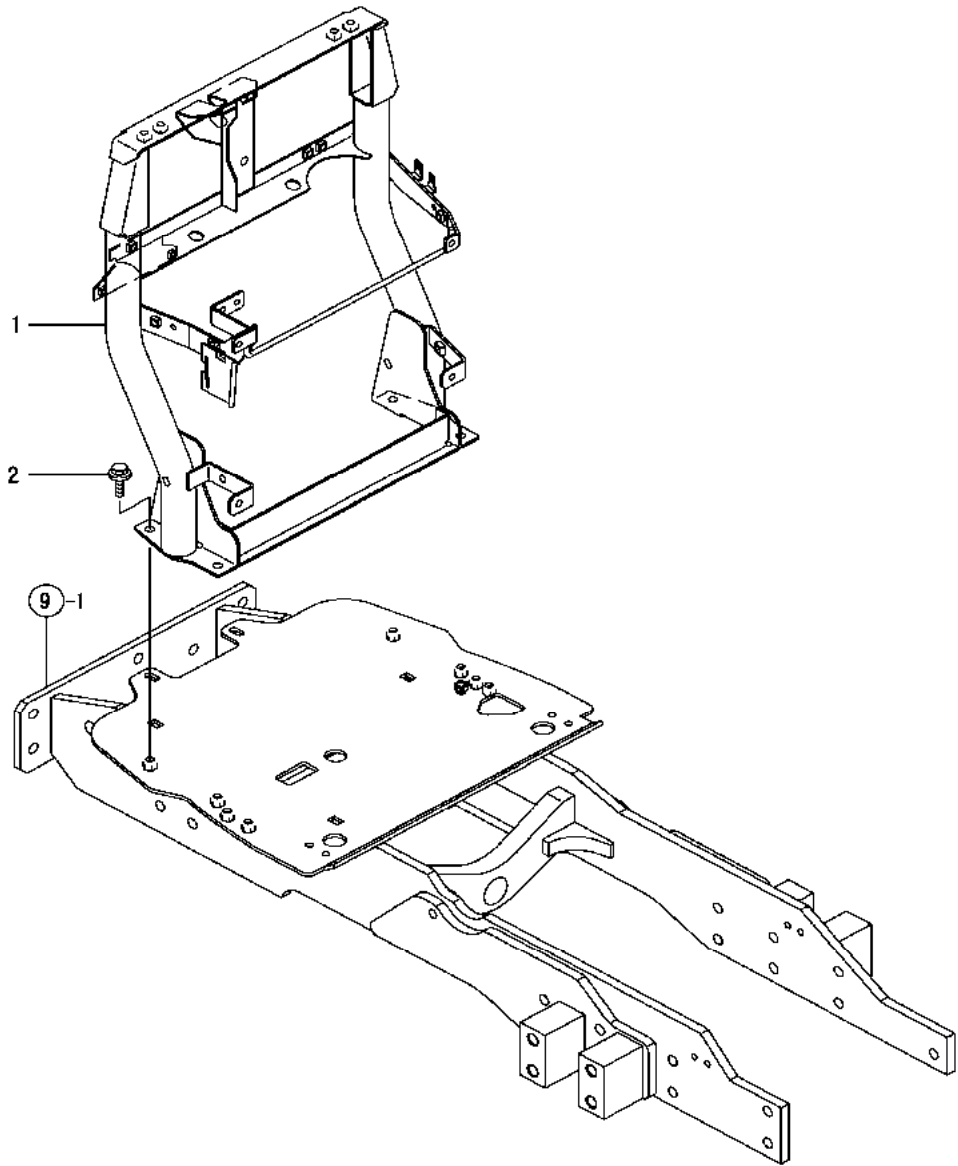


**FIG. 83. METER**

REF NO.	PART NUMBER	DESCRIPTION	QTY
1	CY-198240-04550	SCREW 5X12	5
2	CY-194275-51210	GROMMET 25	1
3	CY-1A7780-56500	PANEL,INSTRUMENT	1
4	CY-198220-53170	SCREW	8
5	CY-198220-56111	METER ASSY	1
6	CY-1A7335-56120	PANEL	1
7	CY-198220-56130	PACKING	1
8	CY-198220-56140	GLASS	1
9	CY-198220-56150	RETAINER	1
10	CY-198220-56160	PACKING	1
11	CY-1A8160-56200	CASE ASSY	1
12	CY-1A8160-56211	HARNESS,WIRING	1
13	CY-198220-56220	LAMP	3
14	CY-124617-91920	BULB	3
15	CY-198220-56230	SCREW	6
16	CY-26022-030062	SCREW M 3X 6	2
17	CY-198240-56600	SENDER ASSY, FUEL	1
18	CY-194420-56620	GASKET	1
19	CY-198240-56630	WIRE	1
20	CY-194555-56890	GROMMET 15	2
21	CY-194145-61651	NUT, M5	4
22	CY-194940-61790	SCREW 5X16	4
23	CY-124701-91140	CABLE L= 985	1
24	CY-22190-050000	SEAL WASHER 5(BOLT)	5
25	CY-26589-060162	SCREW M6,BINDING	2

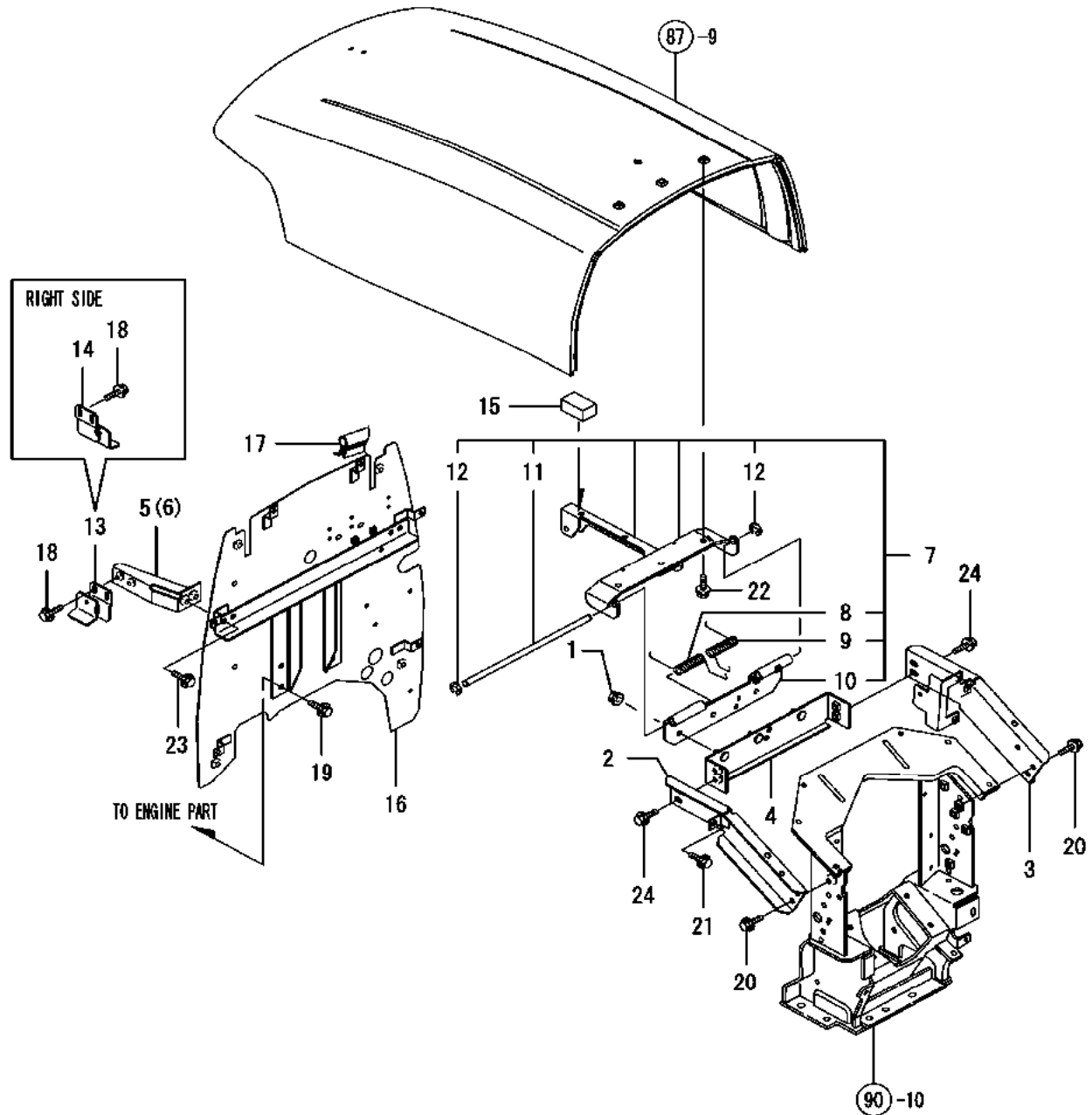


FIG. 85. FRONT FRAME



REF NO.	PART NUMBER	DESCRIPTION	QTY
1	CY-1A7940-60101	FRAME ASSY, FRONT	1
2	CY-26106-080162	BOLT M 8X 16 PLATED	4

FIG. 86. FRAME, HOOD

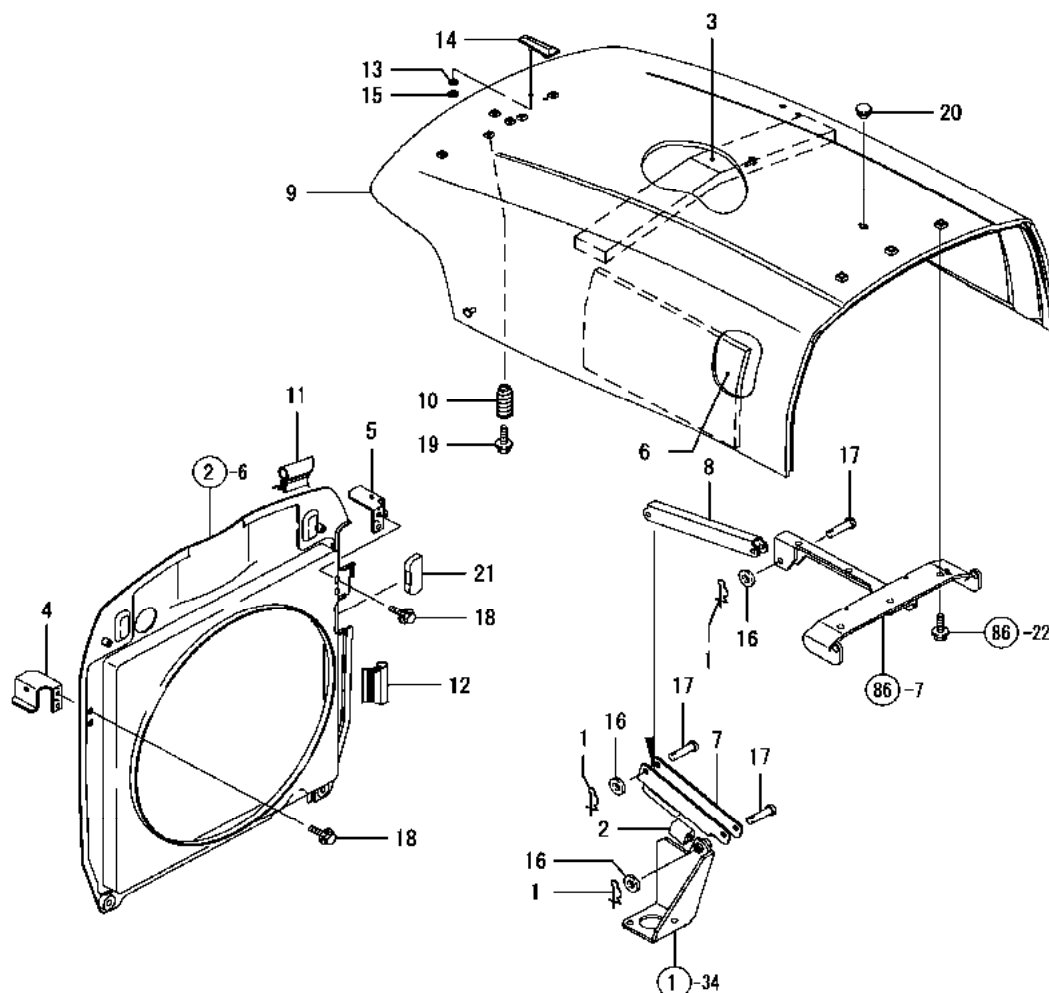


**FIG. 86. FRAME, HOOD**

REF NO.	PART NUMBER	DESCRIPTION	QTY
1	CY-194990-22140	NUT W/WASHER 8	3
2	CY-1A7780-60340	FRAME ASSY,SIDE L.H.	1
3	CY-1A8170-60350	FRAME ASSY,SIDE R.H.	1
4	CY-1A7780-60370	PLATE ASSY,UPPER	1
5	CY-1A7780-60480	SUPPORT, L.H. COVER	1
6	CY-1A7780-60490	SUPPORT, R.H. COVER	1
7	CY-1A7260-60911	HINGE ASSY,HOOD	1
8	CY-1A7260-60580	SPRING, L.H.	1
9	CY-1A7260-60590	SPRING, R.H.	1
10	CY-1A7260-61080	PLATE, LOWER	1
11	CY-1A7260-61190	PIN,	1
12	CY-22272-000080	CIRCLIP E- 8	2
13	CY-1A7260-60920	BRACKET, L.H. COVER	1
14	CY-1A7260-60930	BRACKET, R.H. COVER	1
15	CY-1A7890-60980	CUSHION	1
16	CY-1A7780-61672	PLATE ASSY,SHIELD	1
17	CY-198153-89730	STRIP,DUCT WEATHER	1
18	CY-26106-060122	BOLT M 6X 12 PLATED	4
19	CY-26106-080122	BOLT M 8X 12 PLATED	4
20	CY-26106-080162	BOLT M 8X 16 PLATED	6
21	CY-26106-080162	BOLT M 8X 16 PLATED	2
22	CY-26106-080162	BOLT M 8X 16 PLATED	3
23	CY-26106-080162	BOLT M 8X 16 PLATED	4
24	CY-26106-080162	BOLT M 8X 16 PLATED	4

THIS PAGE INTENTIONALLY LEFT BLANK

FIG. 87. HOOD



REF NO.	PART NUMBER	DESCRIPTION	QTY
1	CY-1C6281-52320	PIN 8,COME-OFF SNAP	3
2	CY-198448-60080	TRIM 40	1
3	CY-1A7270-60610	URETHANE, HOOD UPPER	1
4	CY-1A7260-60780	BRACKET, L	1
5	CY-1A7260-60790	BRACKET, R	1
6	CY-1A7260-60890	URETHANE, HOOD UPPER	1
7	CY-1A7260-60950	STAND, A HOOD	1
8	CY-1A7260-60960	STAND, B HOOD	1
9	CY-1A7270611002	HOOD ASSY,	1
10	CY-198220-61340	SPRING	2
11	CY-1A7260-61860	WEATHER-STRIP, A	1
12	CY-1A7260-61970	WEATHER-STRIP, B	1
13	CY-198475-65030	CUSHION	2
14	CY-194940-65590	MARK,TOP	1
15	CY-198071-65610	NUT M5,SPEED	2
16	CY-22137-080000	WASHER 8, POLISHED	3
17	CY-22487-080300	PIN 8X 30	3
18	CY-26106-060122	BOLT M 6X 12 PLATED	4
19	CY-26106-060162	BOLT M 6X 16 PLATED	2
20	CY-194197-56350	GROMMET	1
21	CY-1A8160-60720	GROMMET SHROUD	1



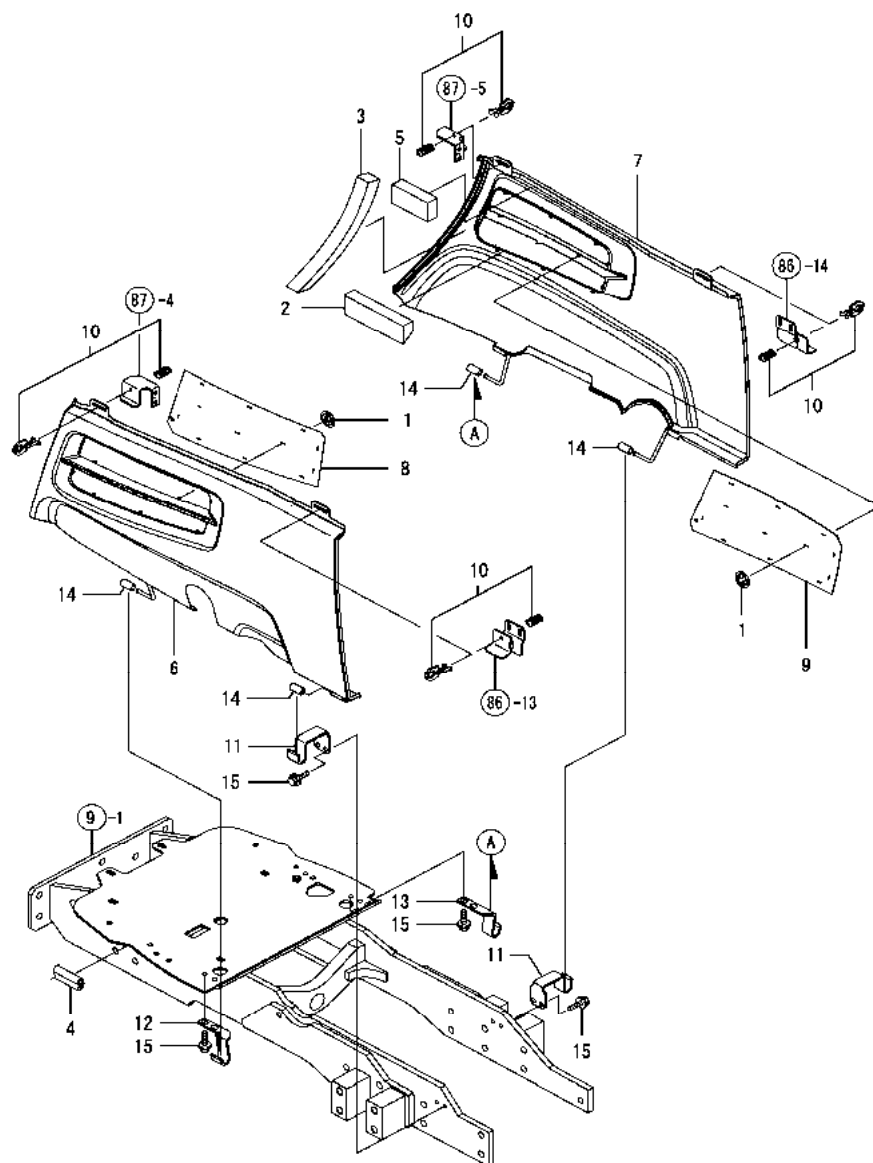


**FIG. 88. FRONT GRILLE**

REF NO.	PART NUMBER	DESCRIPTION	QTY
1	CY-194990-22140	NUT W/WASHER 8	1
2	CY-194990-22140	NUT W/WASHER 8	2
3	CY-1A7260-60661	SEAL, FRONT BRACKET	1
4	CY-1A7260-60680	URETHANE, GRILLE	1
5	CY-1A7260-60800	CATCH, LOCK	1
6	CY-1A7260-60810	LEVER, GRILLE LOCK	1
7	CY-1A7260-60820	PLATE, BASE LOCK	1
8	CY-1A7260-60870	SEAL, GRILLE SIDE	2
9	CY-1A8160-61300	GRILLE, FRONT	1
10	CY-1A7260613101	NET ASSY, GRILLE	1
11	CY-1A7260-61550	STAY ASSY, LOCK	1
12	CY-194145-61651	NUT, M5	4
13	CY-1A7260-61650	FRAME ASSY, L GRILLE	1
14	CY-1A7260-61660	FRAME ASSY, R GRILLE	1
15	CY-194940-61790	SCREW 5X16	2
16	CY-198071-61890	NUT 6,SPEED	2
17	CY-1A7260-61920	STAY, FRONT GRILLE	1
18	CY-198230-61960	SPRING	1
19	CY-198220-62150	WASHER	2
20	CY-198093-84810	SEAL,FENDER	2
21	CY-22137-060000	WASHER 6, POLISHED	2
22	CY-22137-080000	WASHER 8, POLISHED	1
23	CY-22137-120000	WASHER 12,POLISHED	1
24	CY-22157-060000	WASHER 6	2
25	CY-22157-060000	WASHER 6	2
26	CY-22157-060000	WASHER 6	4
27	CY-22859-500202	SCREW, 5.0 X 20	2
28	CY-26106-060122	BOLT M 6X 12 PLATED	2
29	CY-26106-060122	BOLT M 6X 12 PLATED	4
30	CY-26106-060162	BOLT M 6X 16 PLATED	12
31	CY-26106-080122	BOLT M 8X 12 PLATED	2
32	CY-26346-060002	U-NUT M 6 PLATED	2

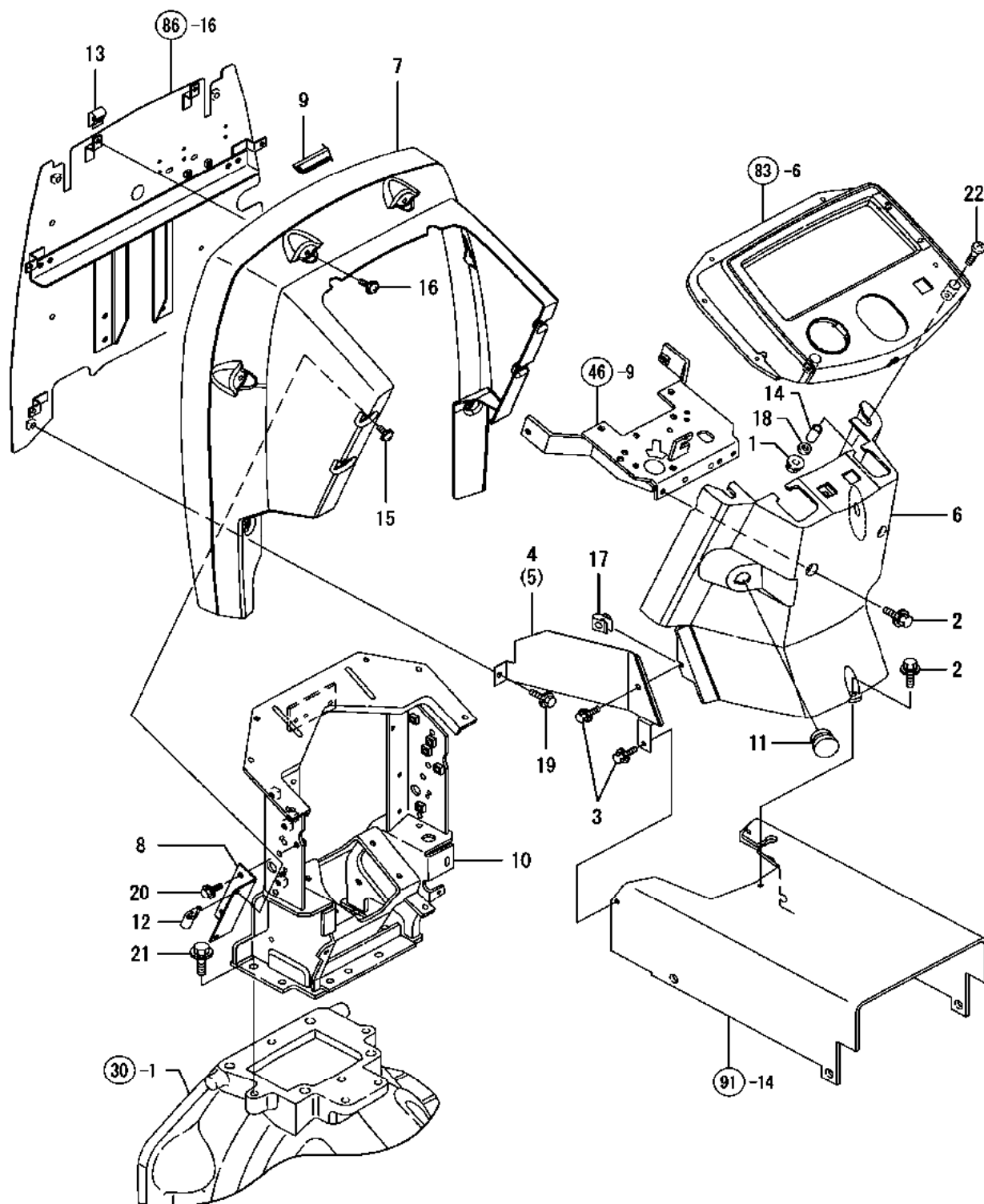
THIS PAGE INTENTIONALLY LEFT BLANK

FIG. 89. SIDE COVER



REF NO.	PART NUMBER	DESCRIPTION	QTY
1	CY-198129-05190	NUT, PUSH 6	24
2	CY-1A7260-60640	URETHANE, A COVER	2
3	CY-1A7260-60670	URETHANE, B COVER	2
4	CY-1A7270-60750	WEATHER-STRIP, 440	2
5	CY-1A7260-60900	URETHANE, C COVER	2
6	CY-1A7780610201	COVER ASSY, SIDE L.H	1
7	CY-1A7780610301	COVER ASSY, SIDE R.H.	1
8	CY-1A7260610601	NET, L SIDE COVER	1
9	CY-1A7260610701	NET, R SIDE COVER	1
10	CY-198220-61351	LOCK COMP., CAM	4
11	CY-1A7260-61400	STAY, R SIDE COVER	2
12	CY-1A7260-61450	STAY, F SIDE COVER L	1
13	CY-1A7260-61460	STAY, F SIDE COVER R	1
14	CY-198220-61800	RUBBER, CUSHION	4
15	CY-26106-080102	BOLT M 8X 10 PLATED	8

FIG. 90. DASHBOARD



**FIG. 90. DASHBOARD**

REF NO.	PART NUMBER	DESCRIPTION	QTY
1	CY-194990-22130	NUT W/WASHER 6	2
2	CY-198461-60590	BOLT 6* 20	3
3	CY-198461-60590	BOLT 6* 20	4
4	CY-1A7780614101	LOWER COVER L.H. CMP	1
5	CY-1A7780614201	LOWER COVER R.H. CMP	1
6	CY-198138-61531	COVER	1
7	CY-1A7780-61540	COVER,DASHBOARD	1
8	CY-1A7780-61550	SUPPORT,DASHBOARD	2
9	CY-1A8170-61560	TRIM 1700	1
10	CY-1A7780-61600	SUPPORT,INSTRUMENT	1
11	CY-194448-61620	GROMMET 20.5	1
12	CY-194167-61650	NUT 5008	4
13	CY-194167-61650	NUT 5008	6
14	CY-198133-61690	COLLAR 10.5X17	2
15	CY-194940-61790	SCREW 5X16	4
16	CY-194940-61790	SCREW 5X16	6
17	CY-198071-61890	NUT 6,SPEED	2
18	CY-22117-060000	WASHER 6	2
19	CY-26106-080122	BOLT M 8X 12 PLATED	2
20	CY-26106-080162	BOLT M 8X 16 PLATED	4
21	CY-26106-100202	BOLT M10X 20 PLATED	4
22	CY-26587-060352	SCREW M6X35	2

FIG. 91. FENDER

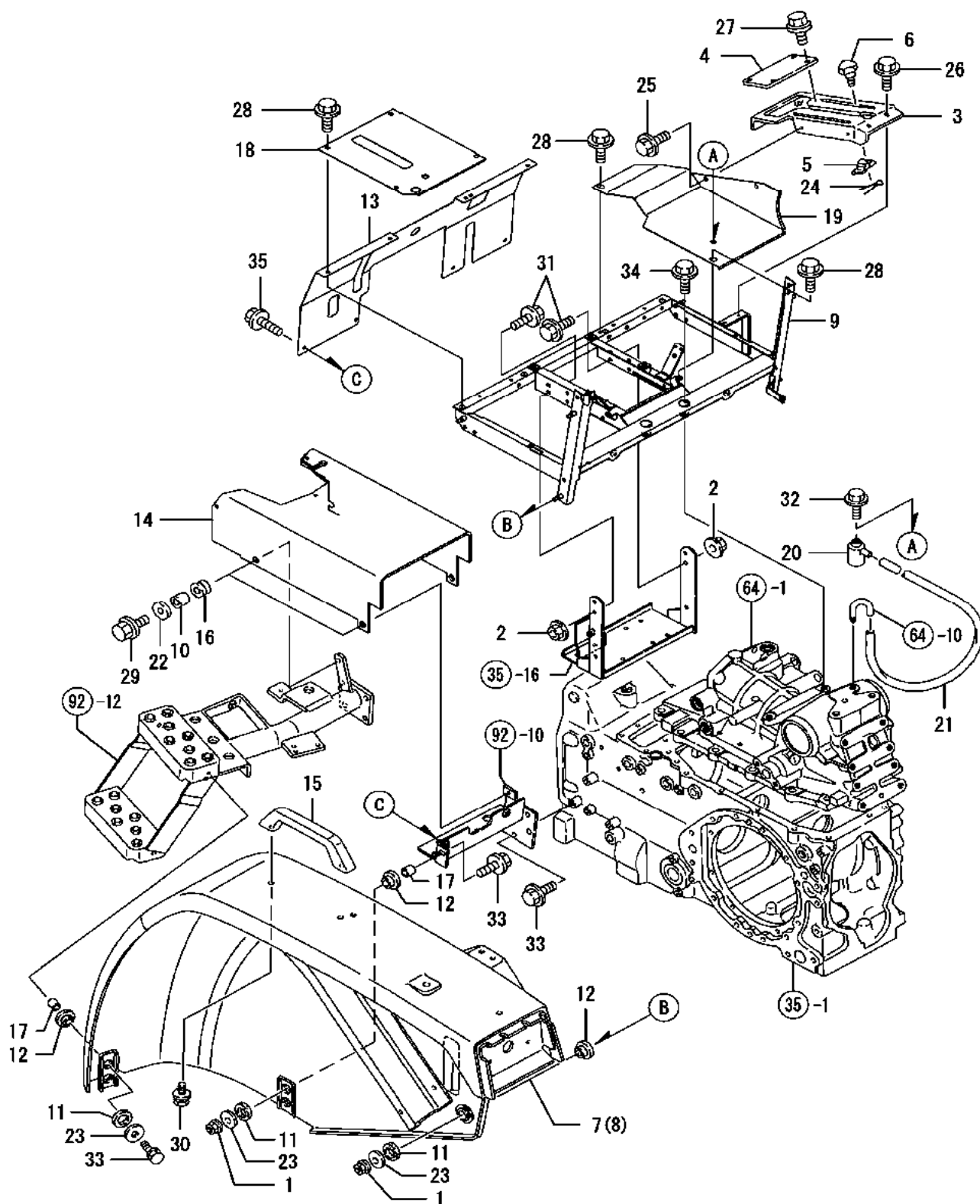
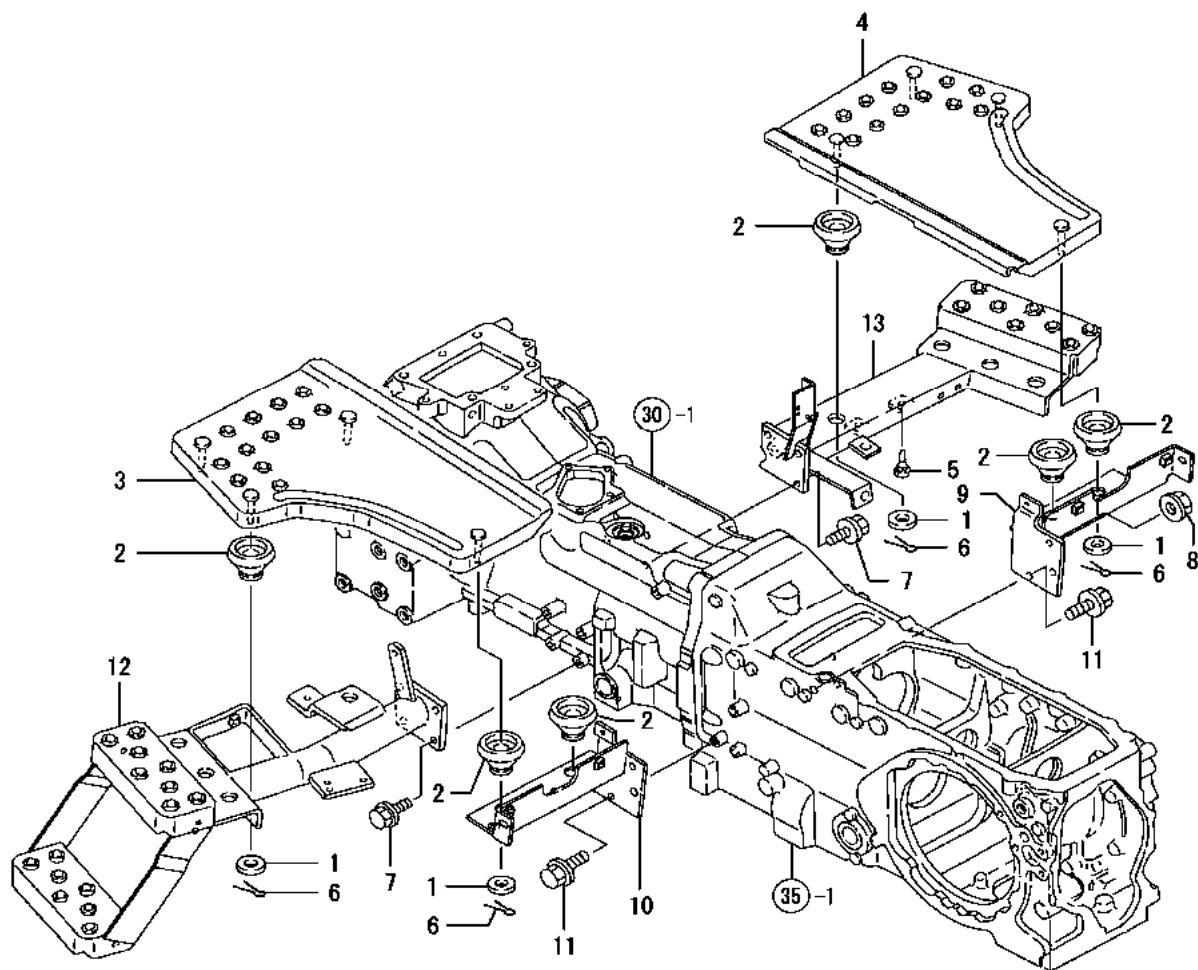


FIG. 91. FENDER

REF NO.	PART NUMBER	DESCRIPTION	QTY
1	CY-194990-22140	NUT W/WASHER 8	8
2	CY-194990-22140	NUT W/WASHER 8	2
3	CY-198240477102	GUIDE, LEVER HYD	1
4	CY-198240477302	COVER, LEVER GUIDE A	1
5	CY-198220-47750	STOPPER	1
6	CY-194130-47851	KNOB	1
7	CY-1A8170-62010	FENDER (M ASSY, L.H.	1
8	CY-1A8170-62020	FENDER (M ASSY, L.H.	1
9	CY-1A8170-62150	BRACKET, FENDER	1
10	CY-198220-62220	COLLAR	4
11	CY-198220-62260	CUSHION A, RUBBER	10
12	CY-198220-62270	CUSHION B, RUBBER	10
13	CY-1A7780622801	COVER, HOUSING	1
14	CY-1A8170-62400	COVER, CLUTCH (M CMP	1
15	CY-198220-62410	BAR, ASSIST	2
16	CY-198220-62440	GROMMET	4
17	CY-198220-62920	COLLAR, CUSHION	4
18	CY-1A7780630901	COVER L.H.	1
19	CY-1A7780631001	COVER, DUST R.H.	1
20	CY-194205-63550	BREATHING, AIR	1
21	CY-194640-63560	PIPE, AIR BREATHING	1
22	CY-22157-060000	WASHER 6	4
23	CY-22157-080000	WASHER 8	10
24	CY-22417-200160	COTTER PIN 2.0X16	1
25	CY-26106-060122	BOLT M 6X 12 PLATED	2
26	CY-26106-060122	BOLT M 6X 12 PLATED	4
27	CY-26106-060122	BOLT M 6X 12 PLATED	4
28	CY-26106-060122	BOLT M 6X 12 PLATED	6
29	CY-26106-060202	BOLT M 6X 20 PLATED	4
30	CY-26106-080122	BOLT M 8X 12 PLATED	4
31	CY-26106-080162	BOLT M 8X 16 PLATED	4
32	CY-26106-080162	BOLT M 8X 16 PLATED	1
33	CY-26106-080302	BOLT M 8X 30 PLATED	4
34	CY-26106-100252	BOLT M10X 25 PLATED	2
35	CY-26106-060122	BOLT M 6X 12 PLATED	4

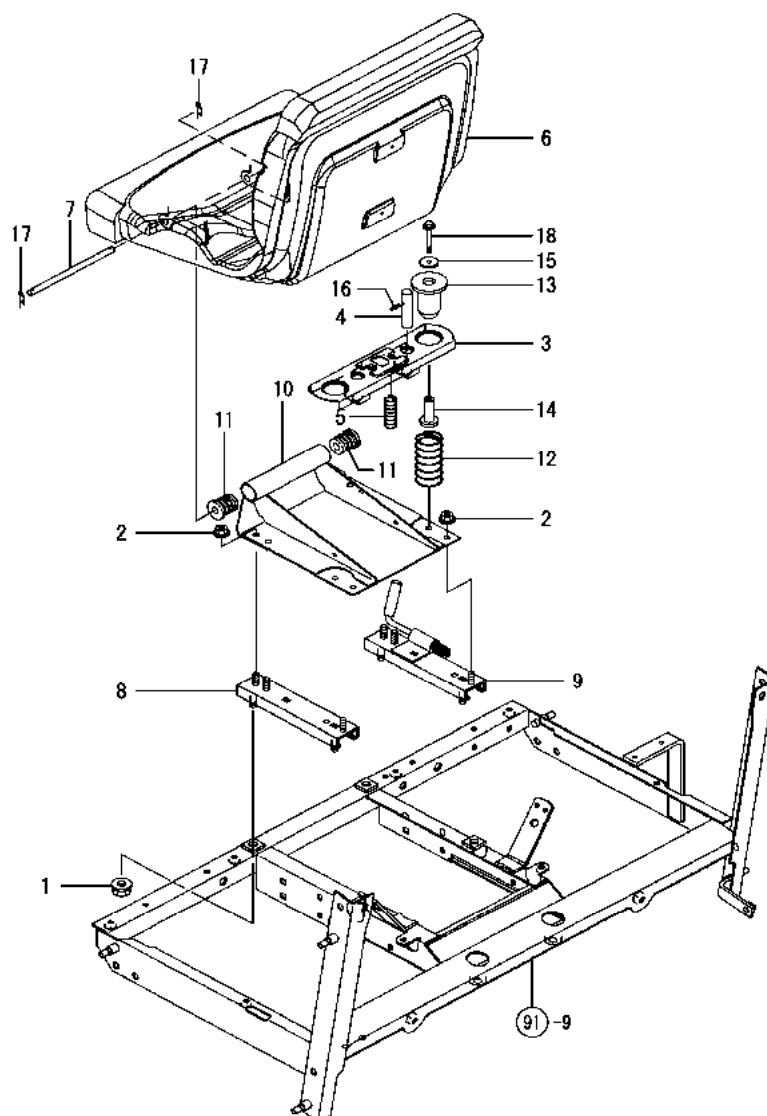
FIG. 92. STEP



REF NO.	PART NUMBER	DESCRIPTION	QTY
1	CY-198220-62150	WASHER	8
2	CY-198240-62451	RUBBER,STEP VIBPRF.	10
3	CY-198320625102	FOOTREST, L.H.	1
4	CY-198320625202	FOOTREST, R.H.	1
5	CY-194330-62530	STOPPER, PEDAL	2
6	CY-22417-250300	COTTER PIN 2.5X30	8
7	CY-26106-080202	BOLT M 8X 20 PLATED	7
8	CY-194990-22140	NUT W/WASHER 8	1
9	CY-198320625801	STAY, CUSHION R	1
10	CY-198320626101	STAY, CUSHION L	1
11	CY-26106-080162	BOLT M 8X 16 PLATED	3
12	CY-198320625311	STAY, STEP L.H	1
13	CY-198178625411	STAY, STEP R.H	1



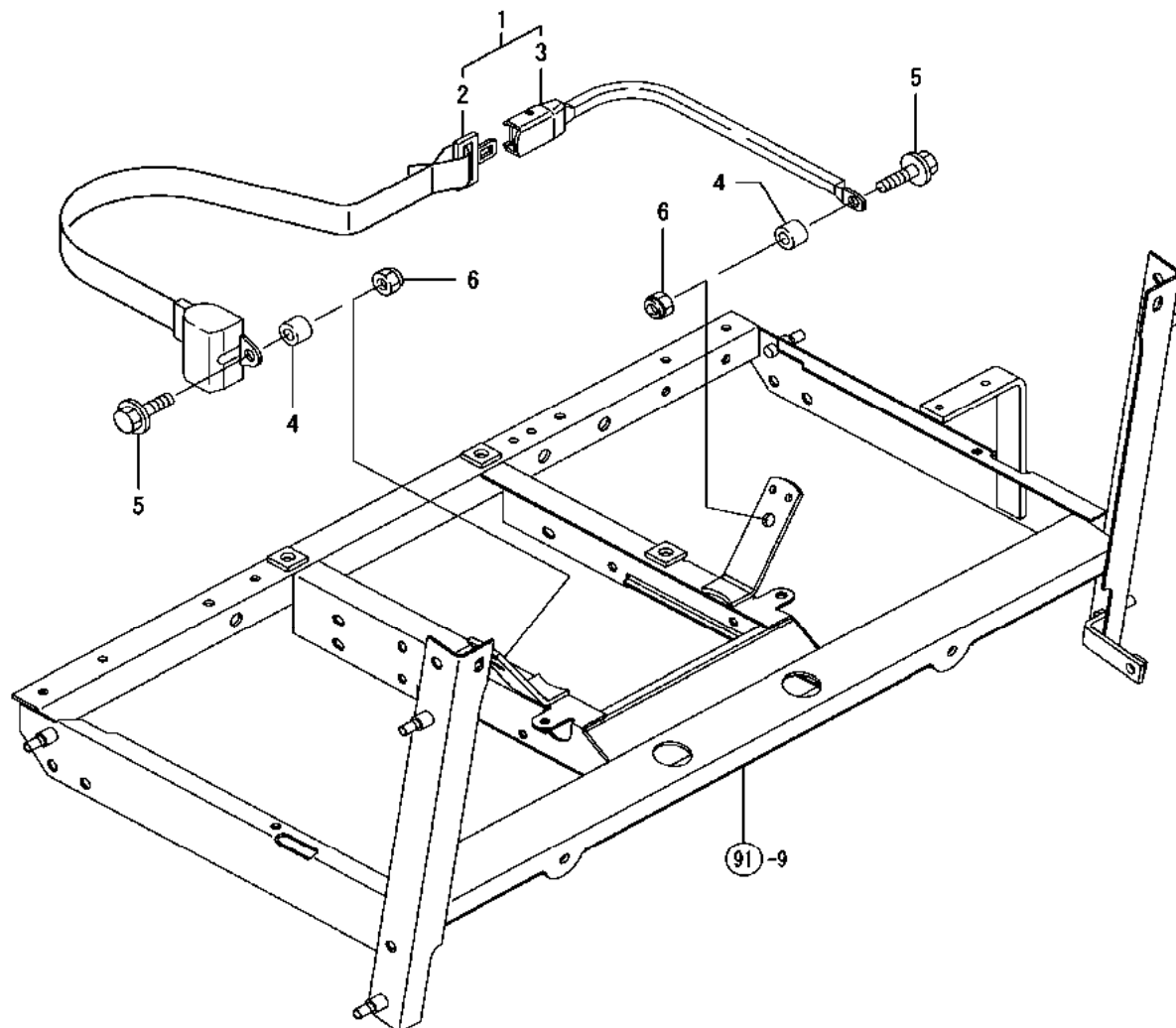
FIG. 93. DRIVER SEAT



REF NO.	PART NUMBER	DESCRIPTION	QTY
1	CY-194990-22140	NUT W/WASHER 8	4
2	CY-194990-22140	NUT W/WASHER 8	6
3	CY-1A8160-52320	BKT(SEAT SPRING	1
4	CY-198220-52410	KEY	2
5	CY-198220-52420	SPRING	2
6	CY-198240-63110	SEAT	1
7	CY-198220-63120	PIN, HINGE	1
8	CY-198220-63150	ADJUSTER, BELT	1
9	CY-198220-63160	ADJUSTER, BELT	1
10	CY-1A8160-63200	LOWER BRACKET,SEAT	1
11	CY-198220-63240	RUBBER	2
12	CY-198220-63260	SPRING, CUSHION	2
13	CY-198220-63270	RUBBER, CUSHION	2
14	CY-198220-63280	COLLAR, SEAT	2
15	CY-1E6213-64490	WASHER 8.5X22X2.3	2
16	CY-22351-030025	SPRING PIN 3X25	2
17	CY-22372-120000	SNAP PIN 12	2
18	CY-26106-080702	BOLT M 8X 70 PLATED	2

THIS PAGE INTENTIONALLY LEFT BLANK

FIG. 94. SEAT BELT



REF NO.	PART NUMBER	DESCRIPTION	QTY
1	CY-1A8160-63400	SEAT BELT ASSY	1
2	CY-1A8160-63410	SEAT BELT CMP	1
3	CY-1A8160-63420	BELT R,SAFETY CMP	1
4	CY-1A8160-63440	COLLAR,SEAT BELT	2
5	CY-26106-100352	BOLT M10X 35 PLATED	2
6	CY-26346-100002	U-NUT M10 PLATED	2

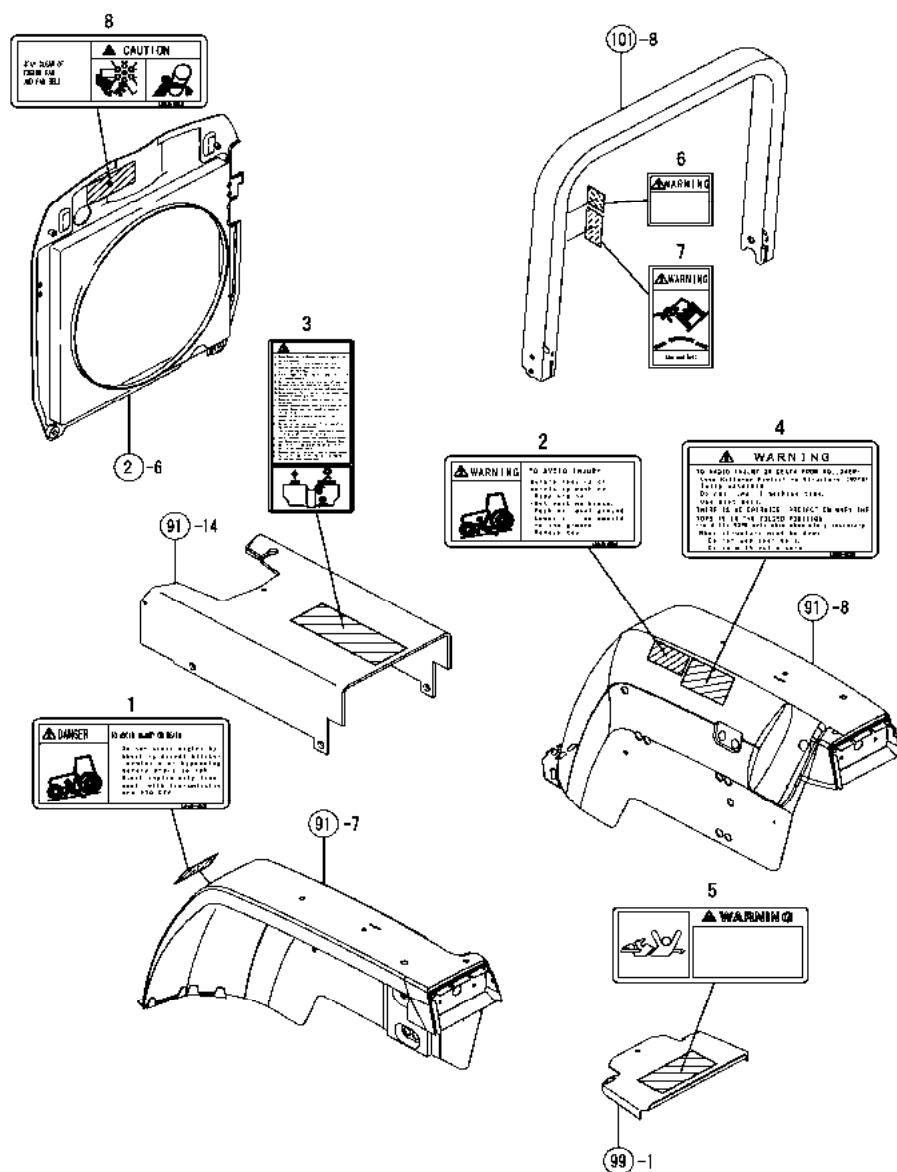


**FIG. 95. LABELS**

<b>REF NO.</b>	<b>PART NUMBER</b>	<b>DESCRIPTION</b>	<b>QTY</b>
1	CY-1A7880-65560	LABEL CENTER LOGO	1
2	CY-1A8170-64710	LABEL ,MODEL	2
3	CY-198220-65350	DECAL,COLD START	1
4	CY-1A8160-65370	LABEL,IMPORTANT,DIFF	1
5	CY-1A8160-65420	LABEL,START SWITCH	1
6	CY-198220-65470	LABEL, LEVER	1
7	CY-1A7480-65470	LABEL,	1
8	CY-198175-65500	LABEL,MAIN CHANGE	1
9	CY-1A8170-65560	LABEL,	1
10	CY-1A8160-65580	LABEL L	1
11	CY-1A8160-65590	LABEL M	1
12	CY-1A8160-65610	LABEL,PTO	1
13	CY-1A8170-65750	LABEL,4WD	1
14	CY-194275-65790	LABEL, FUEL CAUTION	1
15	CY-1A8160-65800	EMBLEM,SMV ASSEMBLEY	1
16	CY-198240-65900	BRACKET	1
17	CY-198242-65940	LABEL,SUB CHANGE	1
18	CY-26106-060162	BOLT M 6X 16 PLATED	2
19	CY-26589-060202	SCREW M 6X 20	2

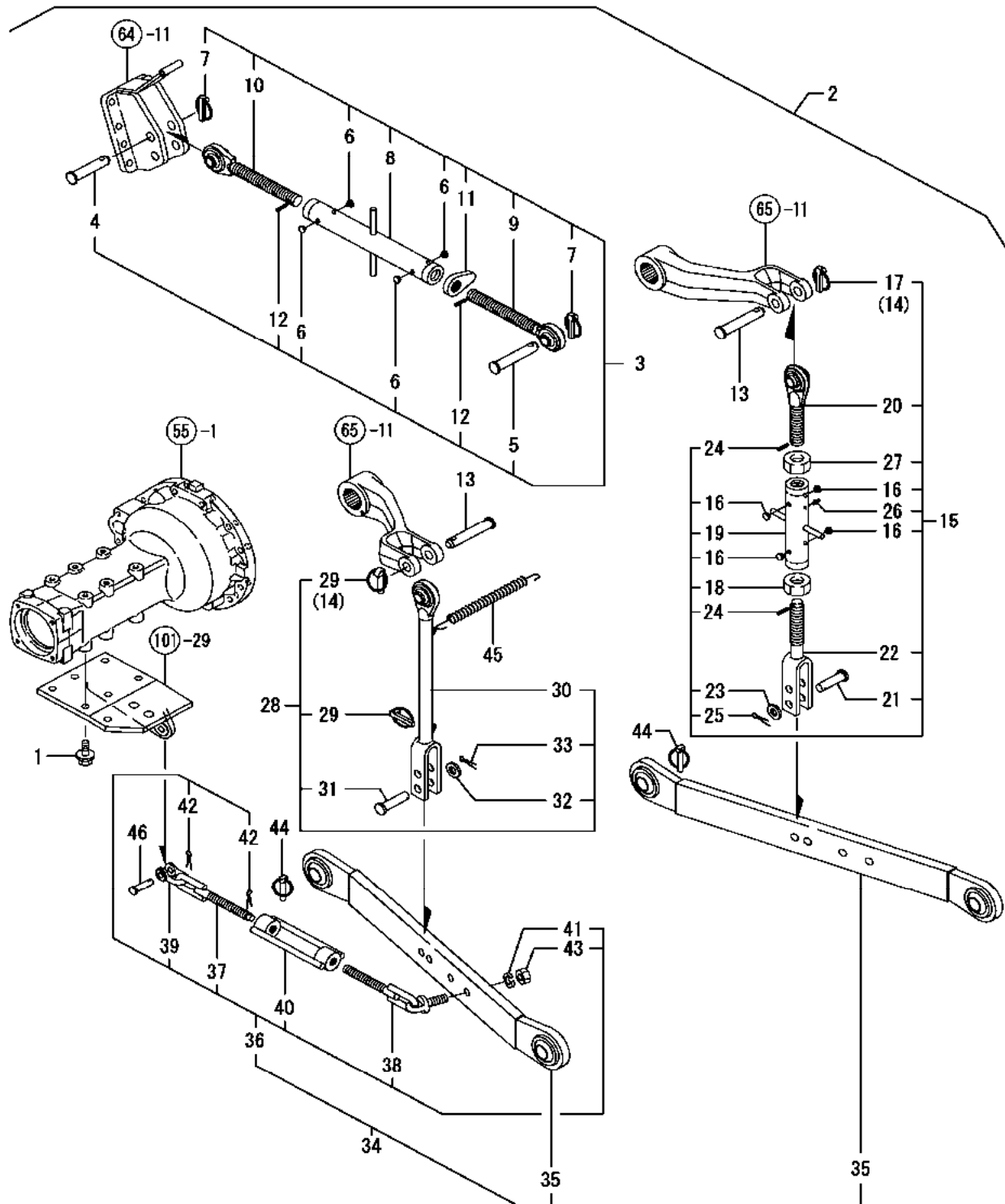
THIS PAGE INTENTIONALLY LEFT BLANK

FIG. 96. LABELS, SAFETY



REF NO.	PART NUMBER	DESCRIPTION	QTY
1	CY-1A8160-65300	LABEL,DANGER,START	1
2	CY-1A8160-65310	LABEL,WARNIBG,STOP	1
3	CY-1A8170-65320	LABEL,WARNING	1
4	CY-1A8160-65350	LABEL,WARNING,ROPS	1
5	CY-198220-65621	LABEL, P.T.O.WARNING	1
6	CY-1A8160-85170	SAFETY DECAL	1
7	CY-1A8160-85180	SAFETY DECAL (BELT	1
8	CY-1A7880-65620	LABEL,WARNING,FAN	1

**FIG. 97. THREE POINT LINK**

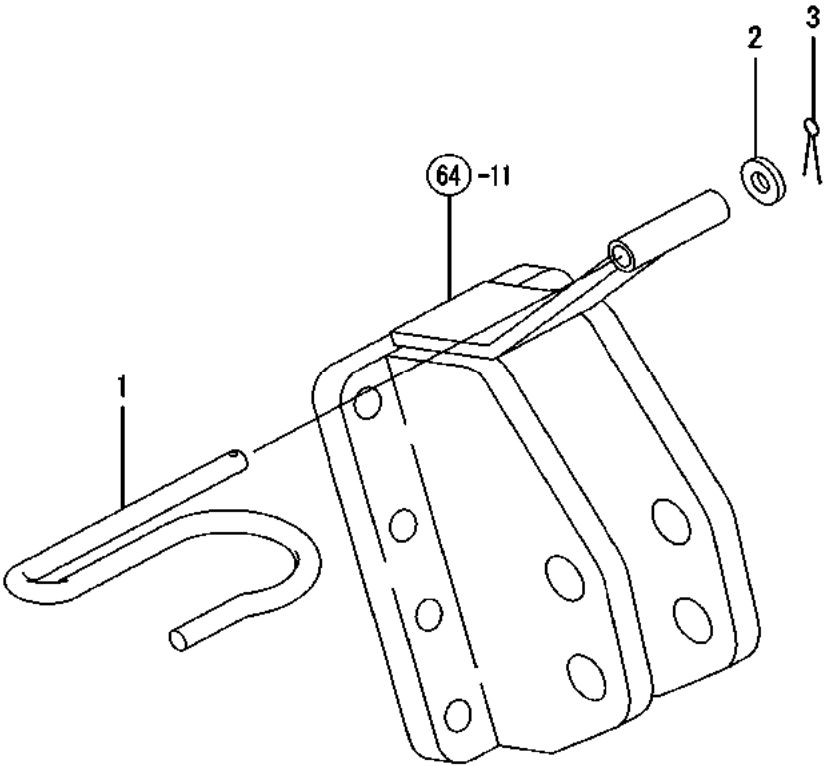




**FIG. 97. THREE POINT LINK**

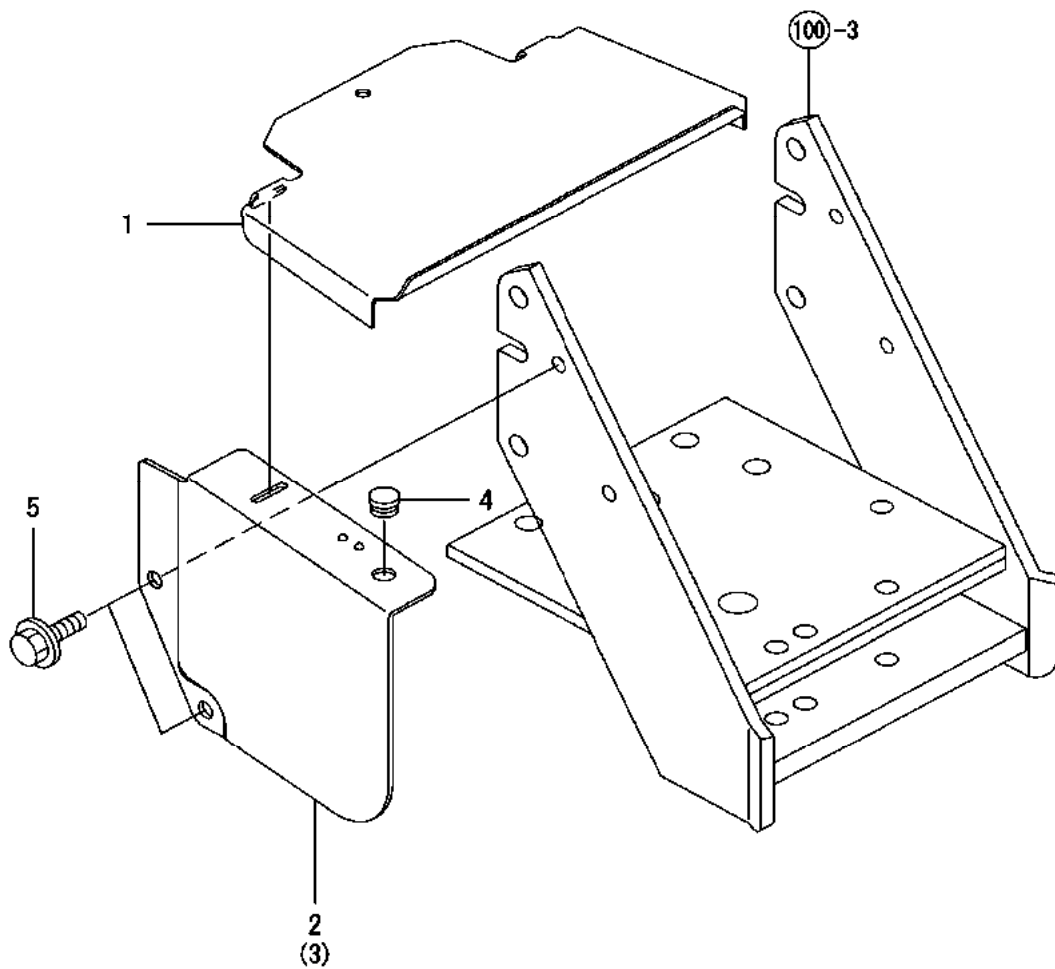
REF NO.	PART NUMBER	DESCRIPTION	QTY
1	CY-198220-11510	BOLT 12X27	12
2	CY-1A8170-71000	3P LINK KIT	1
3	CY-198254-71100	TOP LINK ASSY	1
4	CY-1A7335-71230	PIN,TOP LINK	1
5	CY-1A7335-71240	PIN	1
6	CY-1A7335-71250	CAP	4
7	CY-1A7335-71410	LYNCH PIN ASSLY	2
8	CY-198254-71500	TUBE ASSEMBLY	1
9	CY-198254-71600	EYEBOLT	1
10	CY-198254-71700	EYEBOLT	1
11	CY-1A7335-71750	LOCK WASHER	1
12	CY-22351-050025	SPRING PIN 5X25	2
13	CY-1A7335-71240	PIN	2
14	CY-1A7335-71410	LYNCH PIN ASSLY	2
15	CY-1A8170-72100	ADJ.LIFT ROD ASSY	1
16	CY-1A7335-71250	CAP	4
17	CY-1A7335-71410	LYNCH PIN ASSLY	1
18	CY-1A8170-72110	NUT M24 L.H.	1
19	CY-198254-72150	TUBE	1
20	CY-198254-72200	EYEBOLT	1
21	CY-198253-72550	PIN 16X53	1
22	CY-1A8170-72800	LOWER END ASSY	1
23	CY-22137-160000	WASHER 16,POLISHED	1
24	CY-22351-050022	SPRING PIN 5X22	2
25	CY-22417-320320	COTTER PIN 3.2X32	1
26	CY-24761-060000	NIPPLE MT6X1, GREASE	1
27	CY-26756-240002	LOCK NUT M24 PLATED	1
28	CY-1A8170-72500	FIXED LIFT ROD ASSY	1
29	CY-1A7335-71410	LYNCH PIN ASSLY	2
30	CY-1A8170-72530	LINK ASSY, LIFT L.H.	1
31	CY-198234-72550	PIN	1
32	CY-22137-160000	WASHER 16,POLISHED	1
33	CY-22417-320320	COTTER PIN 3.2X32	1
34	CY-1A8170-73400	LINK & CHAIN KIT,	2
35	CY-1A8170-73100	LOWER LINK ASSY	2
36	CY-1A8170-74500	CHAIN STAB, ASSY	2
37	CY-1A8170-74510	CHAIN ASSY,FRONT	2
38	CY-1A8170-74550	CHAIN ASSY,REAR	2
39	CY-198254-74620	SHACKLE	2
40	CY-1A8170-74700	TURN BUCKLE	2
41	CY-22217-160000	SPRING WASHER 16	2
42	CY-22417-400320	COTTER PIN 4.0X32	4
43	CY-26736-160002	NUT M16	2
44	CY-794130-71410	PIN ASSY,BALL SOCKET	2
45	CY-194145-73150	SPRING	1
46	CY-198181-74630	PIN, CHAIN	2

FIG. 98. TOP HOOK



REF NO.	PART NUMBER	DESCRIPTION	QTY
1	CY-1A7335-71550	SPRING	1
2	CY-22137-080000	WASHER 8, POLISHED	1
3	CY-22417-300250	COTTER PIN 3.0X 25	1

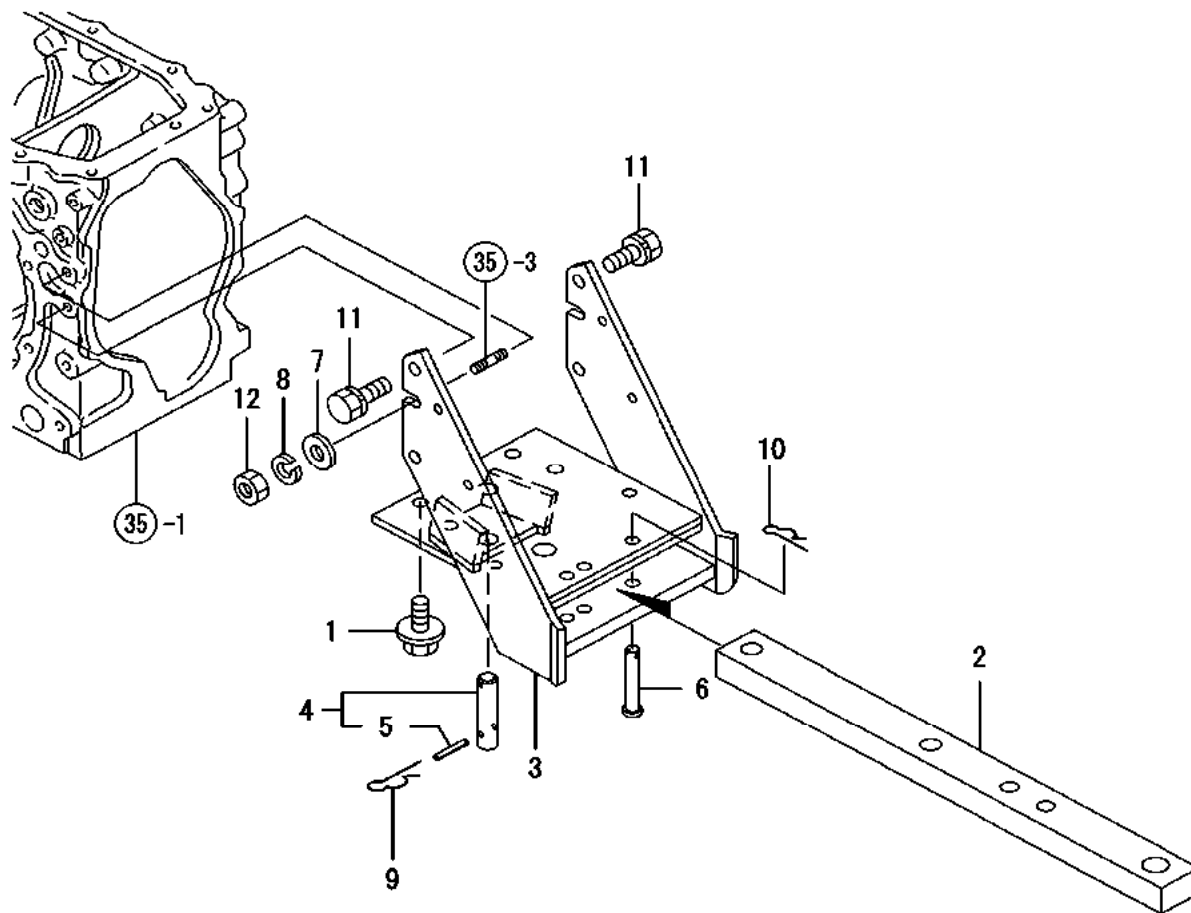
FIG. 99. PTO GUARD



REF NO.	PART NUMBER	DESCRIPTION	QTY
1	CY-198240269101	GUARD ASSY, PTO	1
2	CY-198240269211	BRACKET, GUARD L.H.	1
3	CY-198240269301	BRACKET, GUARD R.H.	1
4	CY-194630-62360	GROMMET	2
5	CY-26106-100162	BOLT M10X 16 PLATED	4

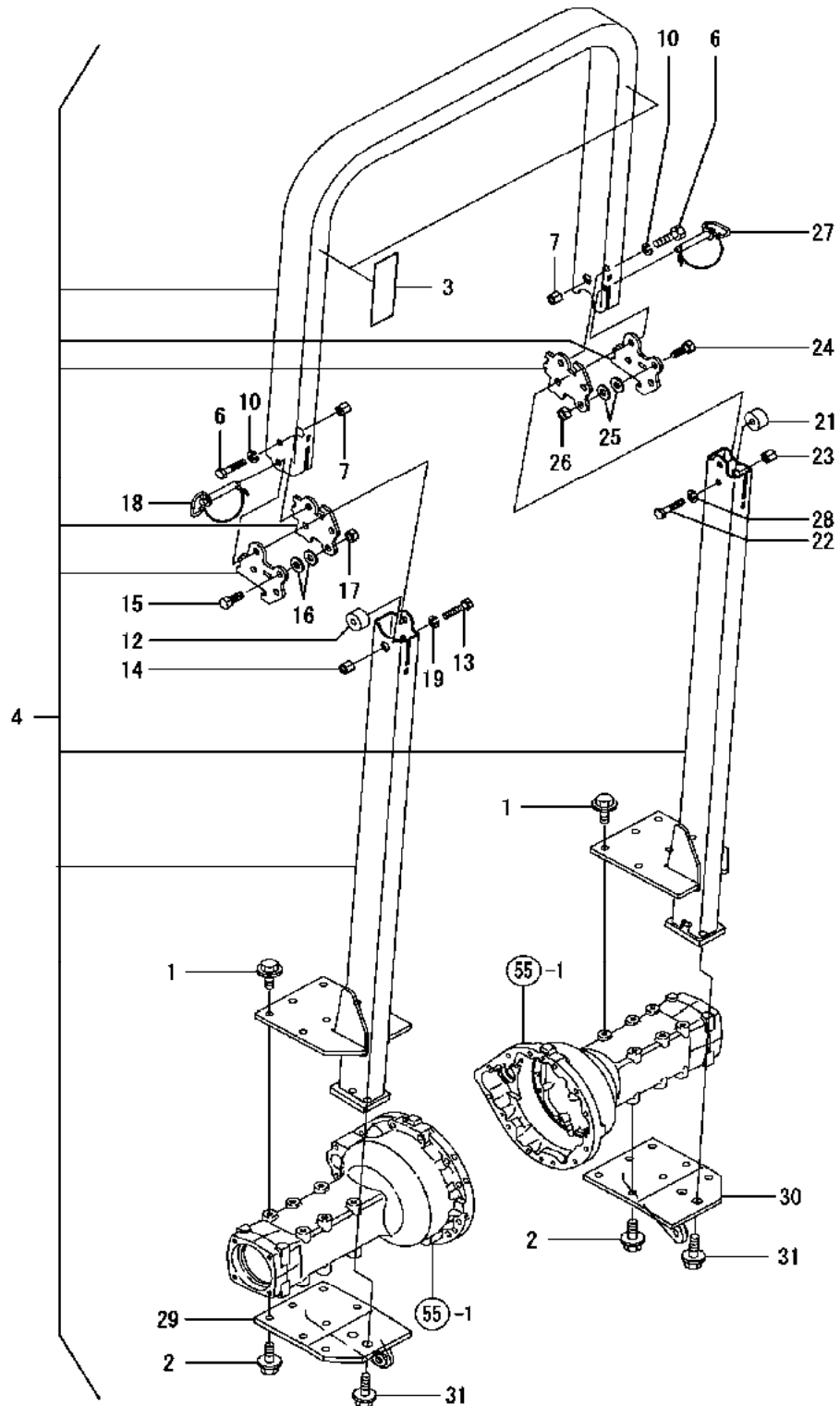
THIS PAGE INTENTIONALLY LEFT BLANK

FIG. 100. DRAW BAR HITCH



REF NO.	PART NUMBER	DESCRIPTION	QTY
1	CY-198240-12650	BOLT M14X 28	4
2	CY-198133751101	HITCH, DRAWBAR	1
3	CY-198133751301	BRACKET, DRAWBAR	1
4	CY-198133-75320	PIN	1
5	CY-22351-060040	SPRING PIN 6X40	1
6	CY-198240-75440	PIN 12X 70	2
7	CY-22137-120000	WASHER 12,POLISHED	2
8	CY-22217-120000	SPRING WASHER 12	2
9	CY-22360-190000	SNAP PIN 19	1
10	CY-22372-120000	SNAP PIN 12	2
11	CY-26013-120302	BOLT W/WASHER M12X30	4
12	CY-26716-120002	NUT 12	2

FIG. 101. SAFETY FRAME



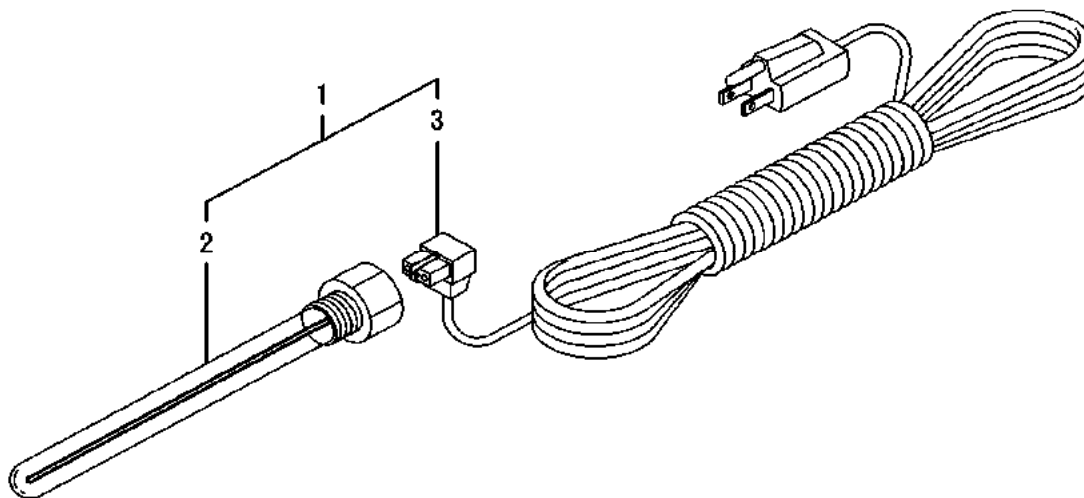
**FIG. 101. SAFETY FRAME**

REF NO.	PART NUMBER	DESCRIPTION	QTY
1	CY-198220-11510	BOLT 12X27	12
2	CY-198220-11510	BOLT 12X27	12
3	CY-1A8160-65860	TAPE, REFLECTION	2
4	CY-1A8170-85010	ROPS ASSY	1
6	CY-1A8160-85070	BOLT 1/2-20X2.25	2
7	CY-1A8160-85080	NUT 1/2-20	2
10	CY-1A8160-85200	WASHER 1/2	2
12	CY-1A8160-85060	POLY CYLINDER	1
13	CY-1A8160-85070	BOLT 1/2-20X2.25	1
14	CY-1A8160-85080	NUT 1/2-20	1
15	CY-1A8160-85090	BOLT 1/2-13X1.25	1
16	CY-1A8160-85100	WASHER	2
17	CY-1A8160-85110	NUT 1/2-13	1
18	CY-1A8160-85120	HITCH PIN CMP	1
19	CY-1A8160-85200	WASHER 1/2	1
21	CY-1A8160-85060	POLY CYLINDER	1
22	CY-1A8160-85070	BOLT 1/2-20X2.25	1
23	CY-1A8160-85080	NUT 1/2-20	1
24	CY-1A8160-85090	BOLT 1/2-13X1.25	1
25	CY-1A8160-85100	WASHER	2
26	CY-1A8160-85110	NUT 1/2-13	1
27	CY-1A8160-85120	HITCH PIN CMP	1
28	CY-1A8160-85200	WASHER 1/2	1
29	CY-1A8170-85500	PLATE ASSY, BASE L	1
30	CY-1A8170-85550	PLATE ASSY, BASE R	1
31	CY-198220-85290	BOLT 16*40	4

THIS PAGE INTENTIONALLY LEFT BLANK



FIG. 102. HEATER



REF NO.	PART NUMBER	DESCRIPTION	QTY
1	CY-1A8160-99000	HEATER,TM KIT	1
2	N/A	HEATER,TRANSMISSION	1
3	CY-1A8160-99020	POWER CODE,HEATER TM	1

**FIG. 103. REAR REMOTE VALVE 1P**

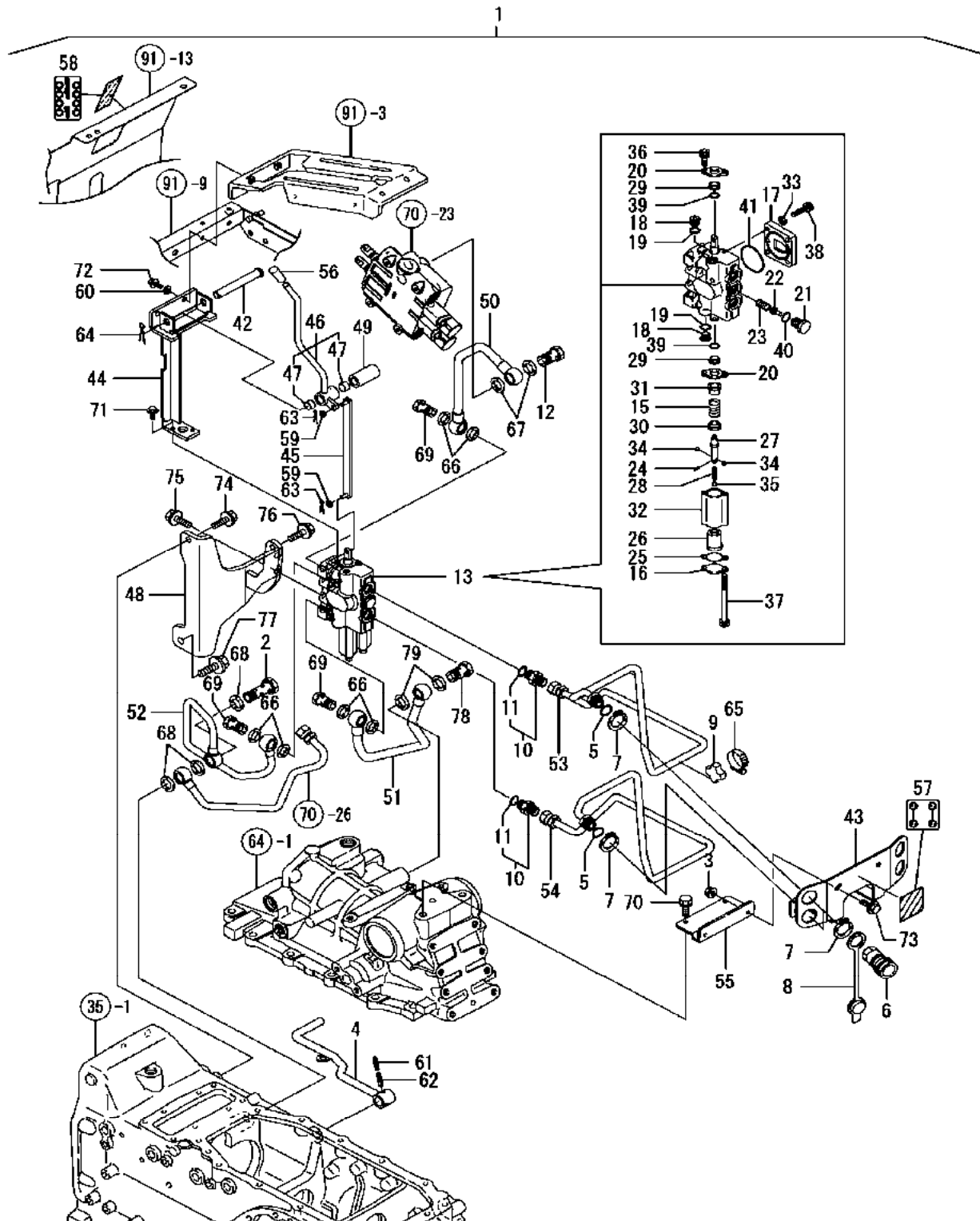
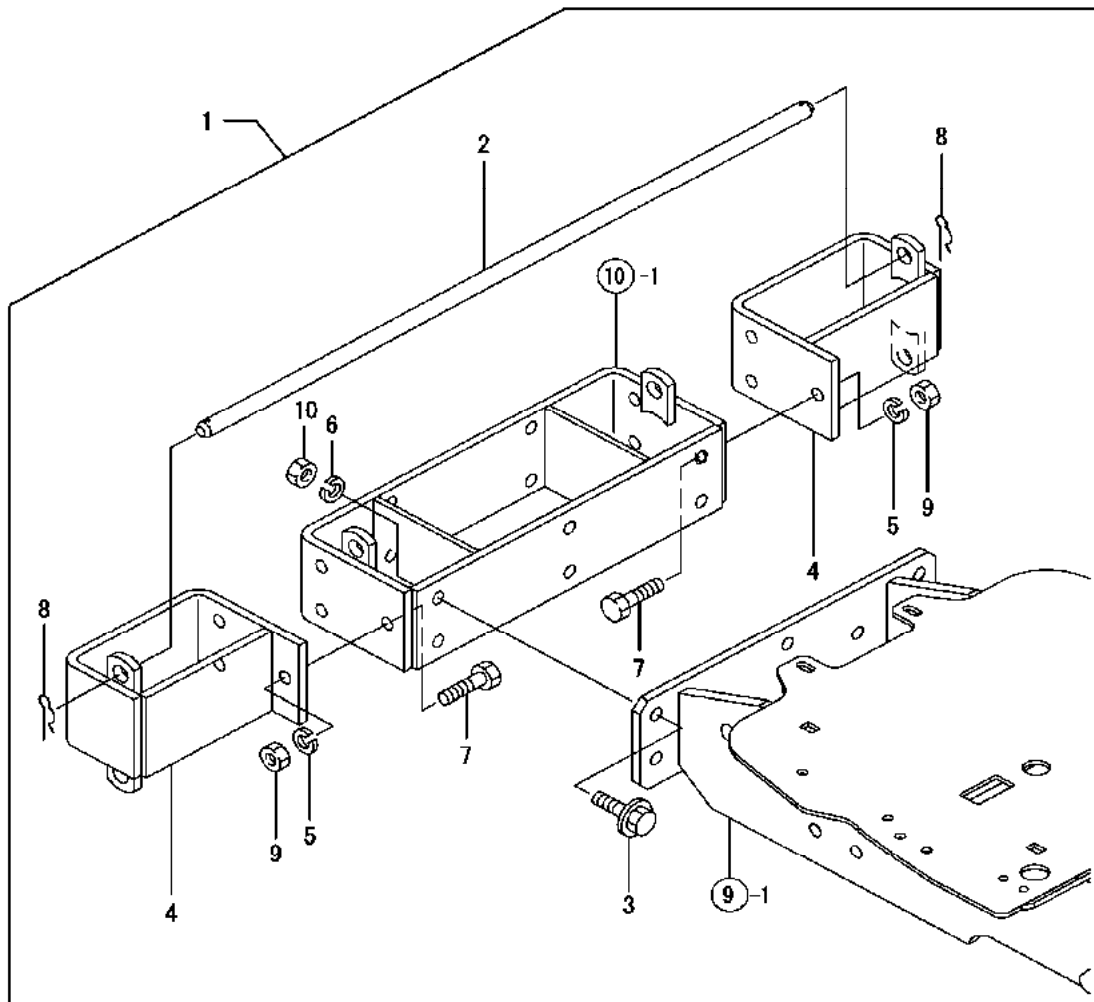


FIG. 103. REAR REMOTE VALVE 1P

REF NO.	PART NUMBER	DESCRIPTION	QTY	REF NO.	PART NUMBER	DESCRIPTION	QTY
1	N/A	REMOTE KIT, REAR 1P	1	41	CY-41856-020530	PACKING, 2053	1
2	CY-1A8170-17870	BOLT, JOINT 3/4-16	1	42	CY-1A7780-46750	SHAFT,R REMOTE LEV	1
3	CY-194990-22140	NUT, M8	2	43	CY-1A7780-46790	BRACKET, REMOTE P	1
4	CY-1A8170-33150	PEDAL, DIFF.LOCK	1	44	CY-1A7780-47510	BRACKET ASSY, R	1
5	CY-194464-45930	PACKING, 8-1	2	45	CY-1A7780-47570	ROD, R REMOTE LEVE	1
6	CY-1A8160-46250	COUPLER,QUICK 3/8F	2	46	CY-1A7780-47710	LEVER ASSY, B REMO	1
7	CY-198240-46260	RING, SNAP	4	47	CY-24550-014100	BEARING, 14 X 10	2
8	CY-198240-46280	PLUG, DUST	2	48	CY-1A8170-47750	BRACKET, R REMOTE	1
9	CY-198220-46500	CLAMP	1	49	CY-1A8170-47780	COLLER, 15X25X50.2	1
10	CY-1A7780-46530	CONNECTOR ASSY,G3/4	2	50	CY-1A8170-48210	HP PIPE,R REMOTE P	1
11	CY-24311-000140	PACKING, P 14.0	2	51	CY-1A8170-48230	HP PIPE,R REMOTE C	1
12	CY-198245-46680	JOINT, 3/4-16	2	52	CY-1A8170-48250	LINE, R REMOTE T	1
13	CY-198442-46702	SCV ASSY,	1	53	CY-1A8170-48510	LINE, R REMOTE A1	1
15	CY-178076-04140	SPRING	1	54	CY-1A8170-48550	LINE, R REMOTE B1	1
16	CY-178076-04150	COVER	1	55	CY-198240-48780	STAY, REAR PIPE	1
17	CY-178076-04310	COVER	1	56	CY-1E4130-51400	GRIP, LEVER	1
18	CY-198165-48560	PLUG, 9/16	2	57	CY-1A8170-65670	LABEL, R REMOTE PO	1
19	CY-194850-49290	O-RING, 6-1	2	58	CY-1A8170-65680	LABEL,R REMOTE LEV	1
20	CY-194850-49340	PLATE, SEAL	2	59	CY-22137-060000	WASHER, 6	2
21	CY-194850-49380	COVER, CHECK	1	60	CY-22157-060000	WASHER, 6	2
22	CY-194850-49400	VALVE, CHECK	1	61	CY-22351-050032	PIN, 5.0A X 32	1
23	CY-194850-49410	SPRING, SUCTION	1	62	CY-22351-080032	PIN, 8.0A X 32	1
24	CY-194850-49440	PIN, SPRING 2X9	1	63	CY-22417-160160	PIN, 1.6 X 16	2
25	CY-194850-49450	PACKING(DETENT	1	64	CY-22417-250300	PIN, 2.5 X 30	1
26	CY-194850-49460	HOLDER, DETENT	1	65	CY-23000-035000	CLAMP, HOSE 35	1
27	CY-194850-49480	DETENTE	1	66	CY-23414-180023	GASKET, 18 X 1.0	6
28	CY-194850-49490	SPRING, DETENTE	1	67	CY-23414-190000	GASKET, 19 X 1.0	4
29	CY-172510-74410	SEAL, DUST	2	68	CY-23414-190000	GASKET, 19 X 1.0	3
30	CY-172510-74440	RETAINER(SPRING A	1	69	CY-23857-120000	BOLT, JOINT 12	3
31	CY-172510-74450	RETAINER(SPRING B	1	70	CY-26013-140252	BOLT, 14 X 25	2
32	CY-172510-74471	COVER, 4P	1	71	CY-26106-060162	BOLT, 6 X 16	2
33	CY-22287-080000	WASHER, 8	4	72	CY-26106-060202	BOLT, 6 X 20	2
34	CY-24190-050001	BALL, 5/32	2	73	CY-26106-080162	BOLT, 8 X 16	2
35	CY-24190-070001	BALL, 7/32	1	74	CY-26106-100252	BOLT, 10 X 25	1
36	CY-26450-060102	BOLT, 6 X 10	2	75	CY-26106-100252	BOLT, 10 X 25	2
37	CY-26450-060802	BOLT, 6 X 80	2	76	CY-26106-100302	BOLT, 10 X 30	1
38	CY-26450-080302	BOLT, 8 X 30	4	77	CY-26116-120252	BOLT, 12 X 25	1
39	CY-41850-000140	PACKING, 14.0	2	78	CY-198327-48750	BOLT S COMP	1
40	CY-41851-000140	PACKING, 14.0	1	79	CY-23414-190000	PACKING - 19	2

FIG. 104. EXTRA HITCH



REF NO.	PART NUMBER	DESCRIPTION	QTY
1	CY-1A8160-11900	HITCH KIT, FRONT	1
2	CY-198220-11350	PIN,WEIGHT LOCK	1
3	CY-198220-11520	BOLT, M12X38	6
4	CY-198220-11900	HITCH, EXTRA FRONT	2
5	CY-194274-13580	WASHER,LOCK 12	6
6	CY-194274-13580	WASHER,LOCK 12	6
7	CY-194465-13650	BOLT, M12X32	6
8	CY-22372-160000	PIN, 16	2
9	CY-26716-120002	NUT, 12	6
10	CY-26716-120002	NUT, 12	6



***Ex Series Compact Tractor***

---

***Ex450***

Cub Cadet Yanmar LLC.  
P.O. Box 368023  
Cleveland, OH 44136